


Part No. 511408

TRIUMPH VITESSE

SALOON and CONVERTIBLE

Commission Numbers Vitesse Saloon, HB1DL and future.
Vitesse Convertible, HB1CV and future.



SPARE PARTS CATALOGUE


SECOND EDITION

STANDARD-TRIUMPH SALES LIMITED

A MEMBER OF THE LEYLAND MOTOR CORPORATION

**SPARES DIVISION · FLETCHAMSTEAD HIGHWAY
COVENTRY ENGLAND**

SECTION	Page Group
ALPHABETICAL INDEX	XXXIII-XXXV 1
NUMERICAL INDEX	XXXVI-LXVII 2
ENGINE	1-18 3
CLUTCH	19 4
GEARBOX	20-23 5
GEAR SHIFT MECHANISM	24 6
ENGINE MOUNTING	25 7
CHASSIS FRAME	26 8
FRONT SUSPENSION	27-29 9
ANTI-ROLL BAR	30 10
REAR AXLE	31-32 11
REAR SUSPENSION	33 12
PROPELLOR SHAFT & ROAD WHEELS	34 13
STEERING	35-36 14
ACCELERATION CONTROLS	37-39 15
CLUTCH AND BRAKE PEDALS	40 16
MASTER CYLINDER	41 17
HYDRAULIC PIPES	42 18
HANDBRAKE	43 19
BRAKES	44-45 20
RADIATOR	46-47 21
EXHAUST SYSTEM	48 22
PETROL SYSTEM	49 23
SERVICE KIT	50 24
ELECTRICAL EQUIPMENT	51-69 25
BODY & FITTINGS	70-115 26
MISCELLANEOUS BODY FITTINGS	116 27
ACCESSORIES	117-119 28
OVERDRIVE	120-124 29
	30
	31



TRIUMPH "VITESSE"



FOREWORD

This catalogue has been compiled to assist all purchasers requiring Spare Parts for the Triumph Vitesse Saloon and Convertible.

You are requested to note carefully the method and procedure for ordering parts which is contained in the introductory notes.

The Sale of Spare Parts is always made in accordance with the Company's current conditions of sale.

STANDARD-TRIUMPH SALES LTD.

SPARES DIVISION :

FLETCHAMSTEAD HIGHWAY, COVENTRY

Telegrams : STANPART, COVENTRY

Telephone : 75511 (17 lines)

SERVICE DIVISION :

BIRMINGHAM ROAD, ALLESLEY, COVENTRY

Telegrams: STANSER, COVENTRY

Telephone : 22115 (5 lines)

INSTRUCTIONS FOR ORDERING REPLACEMENT PARTS

To obviate any delays through mis-interpretation of orders it is important that you make careful note of the following instructions:—

DESCRIPTION

The part required should be referred to in the catalogue and the part number quoted with the technical description. If any doubt exists as to the name and number of the part, a sketch or the old part should be sent to assist in correct interpretation. When trim material is ordered, a specimen of the material required should be sent whenever possible.

INTERPRETATION OF CATALOGUE

Details forming part of an assembly are indicated by insetting the alignment of the description, as shown in the following example.

EXHAUST MANIFOLD ASSEMBLY

Stud, inlet manifold attachment,
Stud, exhaust pipe attachment,
Pin, spring anchor,
Peg, spring stop,
Spring (bi-metal), flap valve spindle,
Stop, spring,
Pin, split, retaining spring and stop,
Weight, balance,
Pin, mills, balance weight attachment.

Thus, the four items immediately following the assembly form part of the assembly, whilst the remaining five are individual items and are subject to separate order.

PATTERNS

When parts are sent as patterns it is important that they should be carefully and individually labelled indicating the address of the sender together with advice by separate post giving any reference or order number to which they refer. All patterns must be sent Carriage Paid to the Spares Division, Fletchamstead Highway, Coventry, and unless special instructions are given on the order they will not be returned.

RIGHT AND LEFT HAND PARTS

Where Right Hand and Left Hand Parts are required it is essential that this is clearly stated on the order.

QUANTITIES

Do not designate the quantities by sets but state specifically the number of parts that are required.

ORDERS

Orders for replacement parts should be submitted to the nearest Standard-Triumph Distributor or Dealer.

SPECIAL NOTE FOR DISTRIBUTORS

It is helpful to ensure that:—

- (a) The address is clearly stated and the order submitted on the approved Order Form.
- (b) Parts required are in numerical sequence.
- (c) Where possible, the order should be typed or written in ink.

NOTICE OF MODIFICATION

When modifications relevant to these models are introduced Bulletins will be issued to Standard-Triumph Distributors and Dealers to ensure that the catalogue may be amended in accordance with the latest information.

CHASSIS NUMBERS

Where there is doubt about the correct description for a spare part, always quote the chassis number with prefix or suffix letters (if any) of the vehicle concerned. This will save delay and ensure speedier despatch. The Chassis number may be found stamped on a brass plate, on the scuttle under the bonnet.

CAR REPAIRS Note to Customers

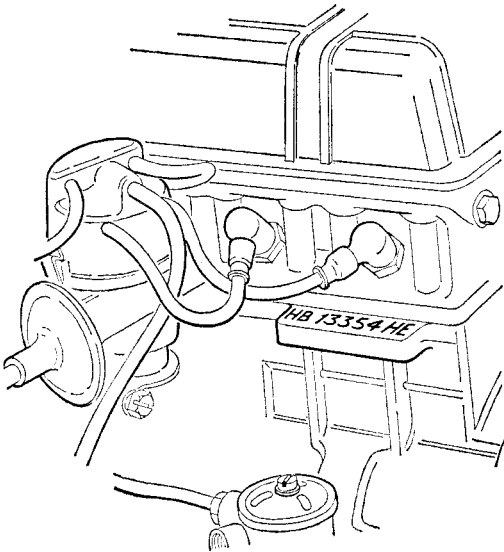
A Service School is established where the representatives from our Distributors and Dealers are trained in the upkeep and maintenance of Standard-Triumph Cars. Customers should therefore avail themselves of the service which our agents are able to give in all matters relative to service and maintenance.

CAUTION

WHEN REPLACEMENTS ARE MADE IT IS OF THE UTMOST IMPORTANCE THAT PARTS OF GENUINE STANDARD MOTOR CO. LTD. MANUFACTURE SHOULD BE USED. THIS ENSURES THAT THE SERVICE GIVEN BY THE ORIGINAL PART WILL BE MAINTAINED BY THE REPLACEMENT. REMEMBER THE GENUINE PART CARRIES WITH IT A GUARANTEE.

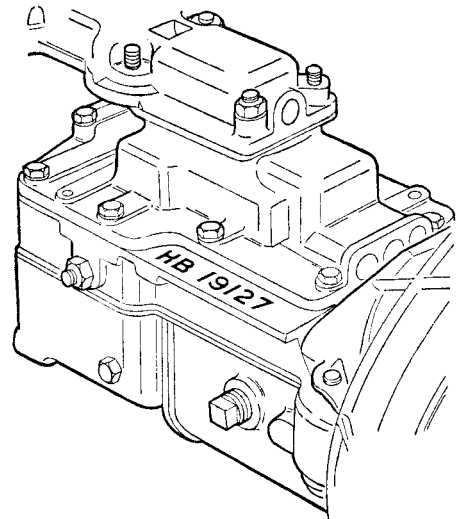
THE EXPERIENCE GAINED BY THE MANUFACTURERS ENSURES THAT THE HIGHEST QUALITY MATERIAL IS USED AND THE STRICTEST ACCURACY MAINTAINED IN MANUFACTURE.

UNIT SERIAL NUMBERS



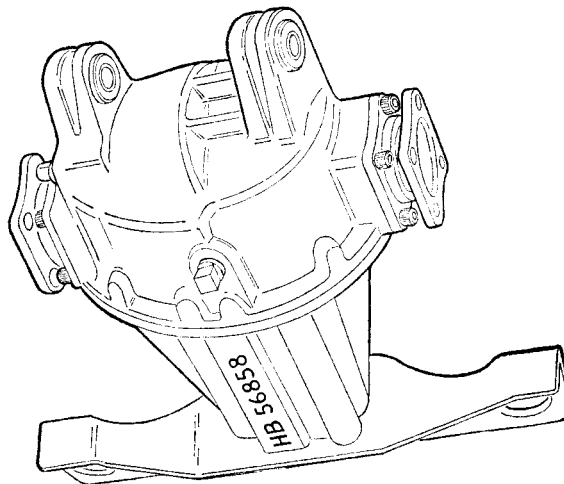
ENGINE SERIAL NUMBER

Commencing at HB.1.HE. for high compression engines, and HB.1.LE. for low compression engines, this number is stamped on a flange on the left-hand side of the cylinder block.



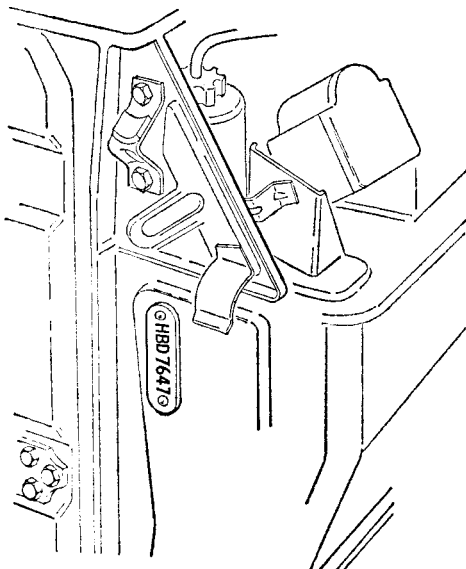
GEARBOX SERIAL NUMBER

Commencing at HB.1.GB., this number is stamped on the right-hand top face of the gearbox casing.



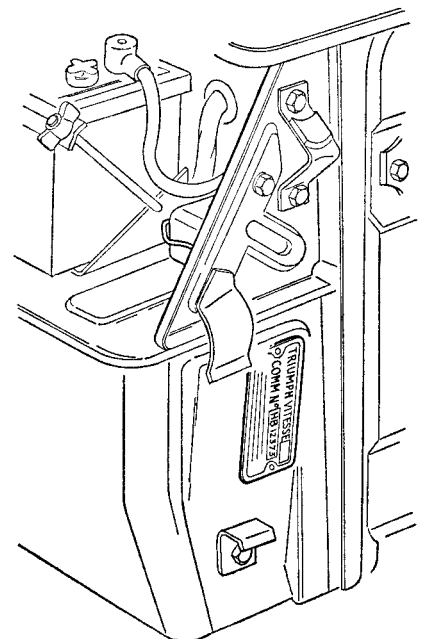
REAR AXLE SERIAL NUMBER

Commencing at HB.1.RA., this number is stamped on the bottom flange of the axle casing.



BODY SERIAL NUMBER

Commencing at HBD.1 for Saloon bodies, HBC.1 for Convertible bodies, this number is stamped on a plate attached to the R.H. side of the Scuttle.

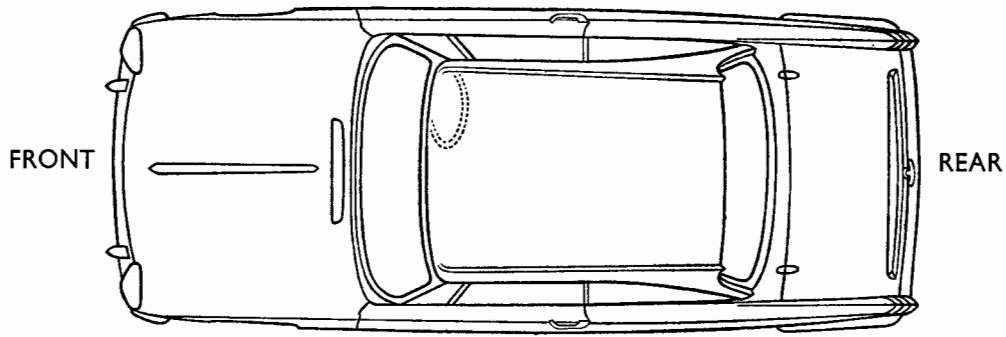


COMMISSION NUMBER

This number is stamped on a plate attached to the L.H. side of the Scuttle. Commission Number details are listed on the following page.

RIGHT HAND SIDE OR OFF SIDE

RIGHT HAND STEERING

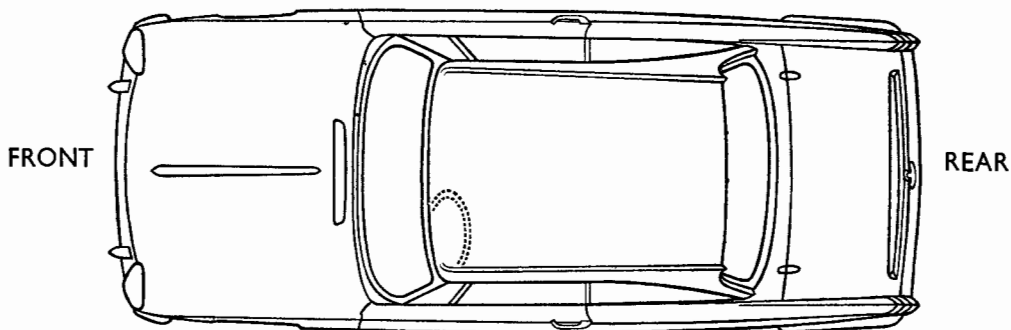


LEFT HAND SIDE OR NEAR SIDE

COMMISSION NUMBERS AND SUFFIX

Vitesse Saloon	Right Hand Steering	...	HB	DL
Vitesse Saloon	Left Hand Steering	...	HB	LDL
Vitesse Saloon with Overdrive	Right Hand Steering	...	HB	DLO
Vitesse Saloon with Overdrive	Left Hand Steering	...	HB	LDLO
Vitesse Convertible	Right Hand Steering	...	HB	CV
Vitesse Convertible	Left Hand Steering	...	HB	LCV
Vitesse Convertible with Overdrive	Right Hand Steering	...	HB	CVO
Vitesse Convertible with Overdrive	Left Hand Steering	...	HB	LCVO

RIGHT HAND SIDE OR NEAR SIDE



LEFT HAND STEERING

LEFT HAND SIDE OR OFF SIDE



AVANT—PROPOS

Ce catalogue a été établi pour faciliter la tâche des acheteurs ayant besoin de Pièces Détachées pour le Saloon et le Cabriolet décapotable Triumph Vitesse.

Nous vous prions de prendre bonne note de l'introduction qui renferme la méthode et la marche à suivre pour la commande des pièces.

La vente des pièces de rechange est effectuée conformément aux conditions de vente en cours de la Société.

STANDARD-TRIUMPH SALES LTD.

DIVISION DE PIÈCES DE RECHANGE:

FLETCHAMSTEAD HIGHWAY, COVENTRY

Adresse télégraphique :

STANPART, COVENTRY

Téléphone : 75511 (17 lignes)

DIVISION POUR LE SERVICE:

BIRMINGHAM ROAD, ALLESLEY, COVENTRY

Adresse télégraphique :

STANSER, COVENTRY

Téléphone : 22115 (5 lignes)

INSTRUCTIONS POUR LA COMMANDE DES PIÈCES DE RECHANGE

Afin d'éviter tout retard dû à la mauvaise interprétation des commandes, il est important de noter soigneusement les instructions suivantes :

DESCRIPTION

La pièce demandée devra porter la mention du catalogue et le numéro de pièce sera cité avec la description technique. En cas de doute concernant la désignation et le numéro de pièce, on enverra un dessin ou l'ancienne pièce pour faciliter l'identification. Lorsqu'on commande du tissu pour garnitures, on enverra, si possible, un échantillon du tissu demandé.

INTERPRETATION DU CATALOGUE

Les pièces faisant partie d'un ensemble sont indiquées en les plaçant par ordre de description, comme indiqué dans l'exemple ci-dessous.

ENSEMBLE TUBULURE D'ÉCHAPPEMENT

Goujon, monture de la tubulure d'admission,
Goujon, monture du tuyau d'échappement,
Goupille, ressort d'ancrage,
Cheville, ressort d'arrêt.
Ressort (bi-métal), tige de soupape à clapet,
Arrêt, ressort,
Goupille, fendue, maintenant le ressort et l'arrêt,
Poids, équilibrage,
Goupille, mills, monture de contre-poids.

Ainsi, les quatre articles venant immédiatement après l'ensemble font partie de ce dernier, alors que les cinq autres sont individuels et sujets à une commande séparée.

MODELES

Lorsqu'on envoie des pièces comme modèles, il est important de les étiqueter soigneusement et séparément en indiquant l'adresse de l'expéditeur, et d'envoyer sous pli séparé les références ou le numéro de pièce qui s'y rapportent. Tous les modèles doivent être envoyés port payé à la Division des Pièces de Rechange, Fletchamstead Highway, Coventry, et ils ne seront pas retournés, sauf si la commande porte des instructions spéciales.

PIECES COTE DROIT ET PIECES COTE GAUCHE

Lorsqu'on demande des pièces côté droit ou des pièces côté gauche, il est indispensable de la spécifier clairement sur la commande.

QUANTITES

Ne pas désigner les quantités par jeu mais mentionner avec précision le nombre de pièces désirées.

COMMANDES

Les commandes de pièces de rechange seront soumises au Concessionnaire ou Agent Standard-Triumph le plus proche.

NOTE SPECIALE POUR LES AGENTS

Il est utile de s'assurer que :

- (a) l'adresse soit indiquée lisiblement et que la commande soit libellée sur la formule de commande agréée.
- (b) les pièces demandées soient dans l'ordre numérique.
- (c) la commande soit, si possible, dactylographiée ou écrite à l'encre.

AVIS DE MODIFICATION

Lorsque ces modèles font l'objet de modifications, des Bulletins seront envoyés aux Concessionnaires et Agents Standard-Triumph afin que le catalogue puisse être modifié conformément aux dernières informations.

NUMERO DE CHASSIS

En cas de doute concernant la description correcte d'une pièce de rechange, toujours citer le numéro de châssis de la voiture en question avec, le cas échéant, le préfixe ou suffixe. Ceci évitera tout retard et assurera une expédition plus rapide. On trouvera le numéro de châssis marqué sur une plaque en laiton située sur le tablier, sous le capot.

REPARATIONS DES VOITURES (Note aux clients)

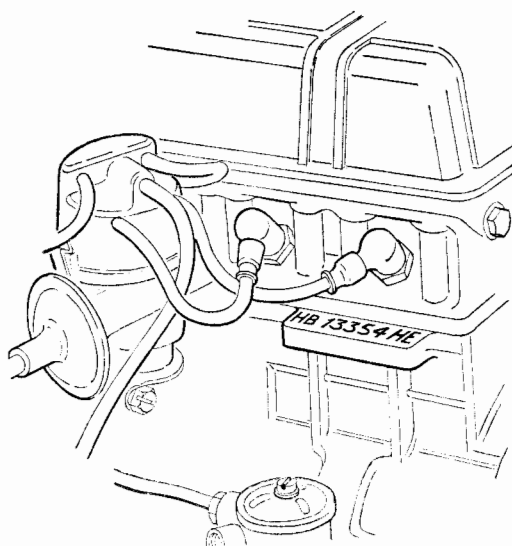
Une Ecole pour le Service a été ouverte aux représentants de nos Concessionnaires et Agents qui y reçoivent une formation spéciale pour les réparations et l'entretien des voitures Standard-Triumph. Par conséquent, les clients devraient profiter des facilités que nos Agents sont en mesure de leur fournir pour les questions se rapportant au service et à l'entretien.

ATTENTION

POUR TOUS REMPLACEMENTS DES PIÈCES, IL EST DE LA PLUS HAUTE IMPORTANCE DE N'EMPLOYER QUE DES PIÈCES STANDARD MOTOR CO. LTD. D'ORIGINE. CECI GARANTIRA QUE LA PIÈCE DE RECHANGE DONNERA LE MÊME SERVICE QUE LA PIÈCE ORIGINALE. NE PAS OUBLIER QUE LES PIÈCES STANDARD AUTHENTIQUES COMPORTENT UNE GARANTIE.

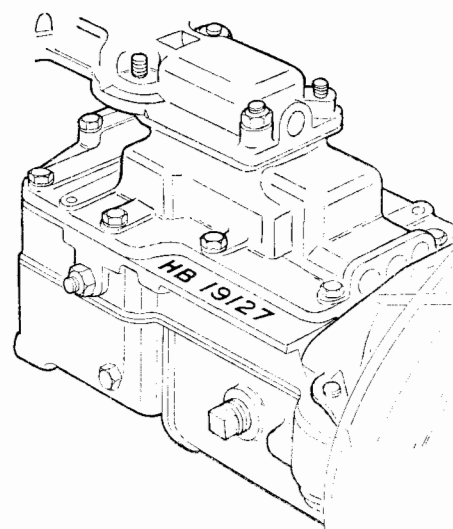
L'EXPÉRIENCE ACQUISE PAR LES FABRICANTS GARANTIT L'EMPLOI DE MATÉRIAUX DE LA PLUS HAUTE QUALITÉ, ET UNE FABRICATION DE LA PLUS HAUTE PRÉCISION.

NUMÉROS DE SÉRIE



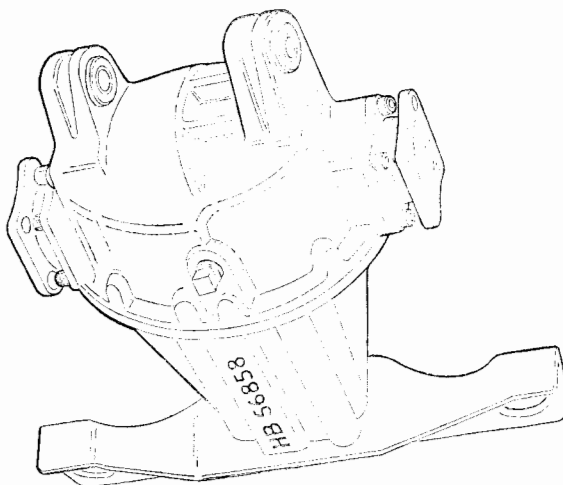
NUMÉRO DE SÉRIE DU MOTEUR

Commençant à HB.1.HE. pour les moteurs avec taux de compression élevé, et à HB.1.LE. pour les moteurs avec taux de compression bas, ce numéro est poinçonné sur une bride sur le côté gauche du bloc moteur.



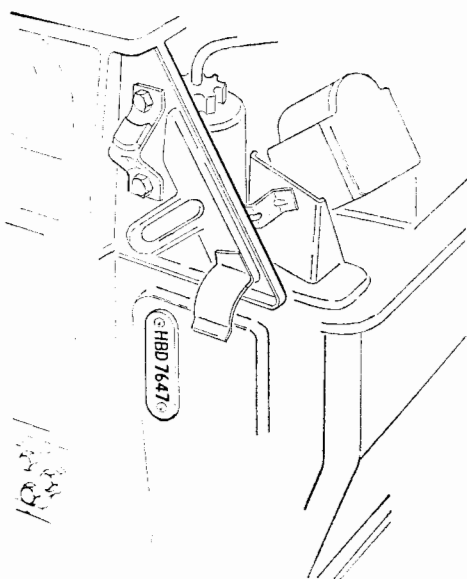
NUMÉRO DE SÉRIE DE BOÎTE DE VITESSES

Commençant à HB.1.HB., ce numéro est poinçonné sur la face supérieure du côté droit du carter de la boîte de vitesses.



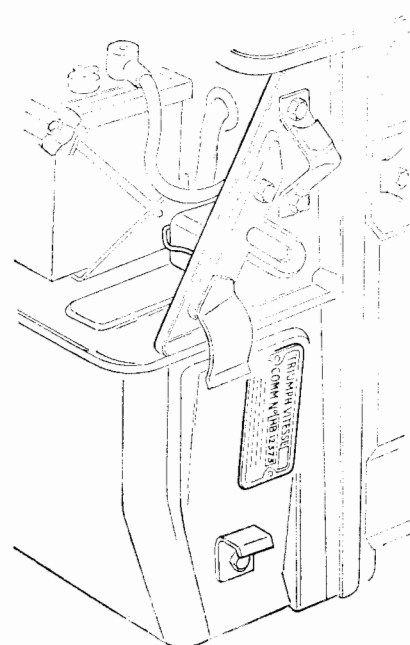
NUMÉRO DE SÉRIE DU PONT ARRIÈRE

Commençant à HB.1.RA, ce numéro est poinçonné sur la bride inférieure du carter du pont arrière.



NUMÉRO DE SÉRIE DE CARROSSERIE

Commençant à HBD.1 pour les carrosseries de Saloon, HBC.1 pour les carrosseries de cabriolet décapotable, ce numéro est poinçonné sur une plaque fixée sur le côté droit du tablier.

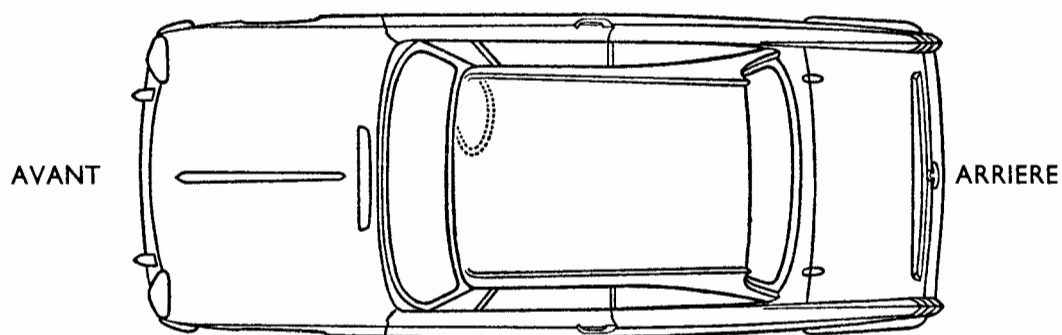


NUMÉRO D'IDENTIFICATION

Ce numéro est poinçonné sur une plaque fixée au côté gauche du tablier. Les détails du Numéro d'Identification sont listés à la page suivante.

COTE DROIT

CONDUITE A DROITE

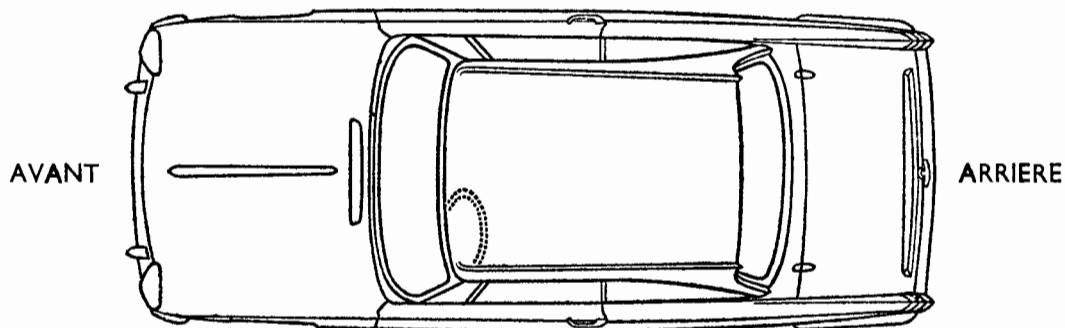


COTE GAUCHE

NUMEROS DE COMMANDE ET SUFFIXES

Saloon Vitesse	Conduite à droite	...	HB	DL
Saloon Vitesse	Conduite à gauche	...	HB	LDL
Saloon Vitesse avec Overdrive			Conduite à droite	...	HB	DLO
Saloon Vitesse avec Overdrive			Conduite à gauche	...	HB	LDLO
Cabriolet Vitesse	Conduite à droite	...	HB	CV
Cabriolet Vitesse	Conduite à gauche	...	HB	LCV
Cabriolet Vitesse avec Overdrive			Conduite à droite	...	HB	CVO
Cabriolet Vitesse avec Overdrive			Conduite à gauche	...	HB	LCVO

COTE DROIT



CONDUITE A GAUCHE

COTE GAUCHE



INTRODUCCION

Este catálogo ha sido preparado para ayudar a todos los compradores que necesiten Piezas de Repuesto para el Sedán y el Convertible Triumph Vitesse.

Sírvanse poner especial atención en el método y procedimiento de pedido de piezas que se describen en las notas de introducción.

La venta de Piezas de Repuesto se efectúa siempre de acuerdo con las condiciones de venta vigentes en la Compañía.

STANDARD-TRIUMPH SALES LTD.

DIVISION DE PIEZAS DE REPUESTO:

FLETCHAMSTEAD HIGHWAY, COVENTRY

Telegramas : STANPART, COVENTRY

Teléfono : 75511 (17 líneas)

DIVISION DE SERVICIO:

BIRMINGHAM ROAD, ALLESLEY, COVENTRY

Telegramas : STANSER, COVENTRY

Teléfono : 22115 (5 líneas)

INSTRUCCIONES PARA LOS PEDIDOS DE PIEZAS DE REPUESTO

A fin de evitar demoras debidas a la interpretación errónea de los pedidos es importante tomar nota de las instrucciones que se proporcionan a continuación :

DESCRIPCION

La pieza requerida se obtendrá mediante referencia al catálogo y se citará el número de pieza con la descripción técnica. Si existiesen dudas sobre el número y nombre de la pieza, deberá enviarse un dibujo de la pieza antigua para facilitar la interpretación exacta. Cuando se solicite material de tapizado, deberá enviarse, siempre que sea posible, una muestra del material deseado.

INTERPRETACION DEL CATALOGO

Los detalles formando parte de un conjunto quedan indicados por la adición del alineamiento de la descripción, según se especifica en el siguiente ejemplo.

CONJUNTO DEL MULTIPLE DE ESCAPE

Espárrago, unión de múltiple de admisión,
Espárrago, unión de tubería de escape,
Pasador, fijación a resorte,
Clavija, tope a resorte,
Resorte (bi-metal), eje de válvula de aleta,
Tope, resorte,
Pasador, partido, resorte de retención y de tope,
Peso, Equilibrio,
Pasador, Mills, dispositivo de contrapeso.

Así pues, las cuatro piezas inmediatamente a continuación del conjunto forman parte del conjunto, mientras que las cinco restantes son piezas sueltas y están sujetas a pedido por separado.

MUESTRAS

Cuando se remitan piezas como muestra, es importante que lleve cada una su etiqueta correspondiente, en la que se indique la dirección del remitente, enviándose por correo aparte la notificación, con cualquier referencia o número de pedido a que las piezas se refieran. Todas las piezas deben remitirse con porte pagado a la División de Piezas de Repuesto, Fletchamstead Highway, Coventry, y a menos que se especifique lo contrario en el pedido, las piezas no se devolverán al remitente.

PIEZAS DE MANO DERECHA Y DE MANO IZQUIERDA

Cuando se requieran Piezas de Mano Derecha y de Mano Izquierda es esencial que esto sea claramente mencionado en el pedido.

CANTIDADES

Las cantidades de piezas que se requieran no deben designarse por juegos, sino especificando claramente el número de cada pieza que se desea.

PEDIDOS

Los pedidos de piezas de repuesto deberán enviarse al Distribuidor o Concesionario Standard-Triumph más próximo.

NOTA ESPECIAL PARA LOS DISTRIBUIDORES

Es conveniente asegurarse de que:

- (a) La dirección está claramente escrita y el pedido se presenta en el formulario aprobado.
- (b) Las piezas requeridas se especifican en orden numérico.
- (c) Siempre que se pueda, el pedido deberá ir escrito a máquina o en tinta.

AVISO DE MODIFICACIONES

Cuando se realizan modificaciones en estos modelos se distribuyen boletines a los Distribuidores y Concesionarios Standard-Triumph para garantizar la corrección de los catálogos de acuerdo con la información más reciente.

NUMEROS DE CHASIS

En caso de dudas sobre la descripción exacta de una pieza de repuesto, méncionese siempre el número del chasis con las letras de prefijo o sufijo (de haberlas) del vehículo en cuestión. Esto evitará demoras y asegurará una consignación más rápida. El número del chasis se hallará estampado en una chapa de latón situada contra el salpicadero, debajo del capó.

REPARACION DE VEHICULOS. Aviso a los clientes

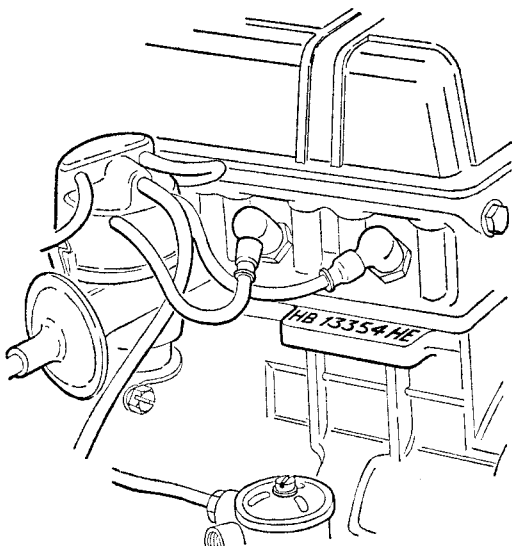
Se ha establecido una Escuela de Servicio donde los representantes de nuestros Distribuidores y Concesionarios reciben especial instrucción sobre la reparación y conservación de vehículos Standard-Triumph. Por consiguiente, se recomienda a los clientes que aprovechen la información que nuestros representantes pueden proporcionarles en todos los asuntos relacionados con el servicio y conservación del vehículo.

— ATENCION —

AL EFECTUAR LOS RECAMBIOS, ES DE SUMA IMPORTANCIA UTILIZAR LAS PIEZAS LEGITIMAS FABRICADAS POR LA STANDARD MOTOR COMPANY LIMITED. ESTO GARANTIZARA QUE EL SERVICIO DE LA PIEZA DE RECAMBIO SEA IDENTICO AL SERVICIO DE LA PIEZA ORIGINAL. RECUERDESE QUE LAS PIEZAS LEGITIMAS ESTAN GARANTIZADAS.

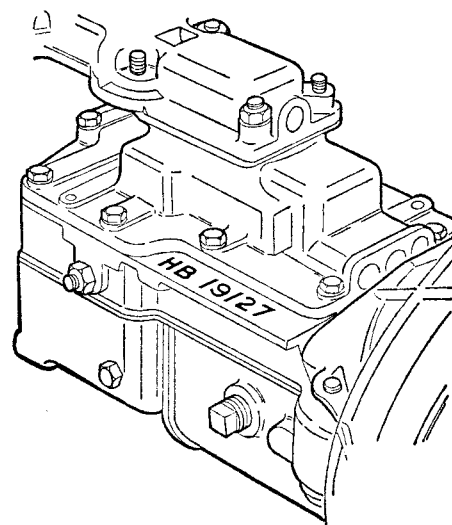
LA EXPERIENCIA DE LOS FABRICANTES GARANTIZA QUE EL MATERIAL UTILIZADO ES DE LA MEJOR CALIDAD Y LA MAXIMA PRECISION EN LA FABRICACION.

NUMEROS DE SERIE DE LAS UNIDADES



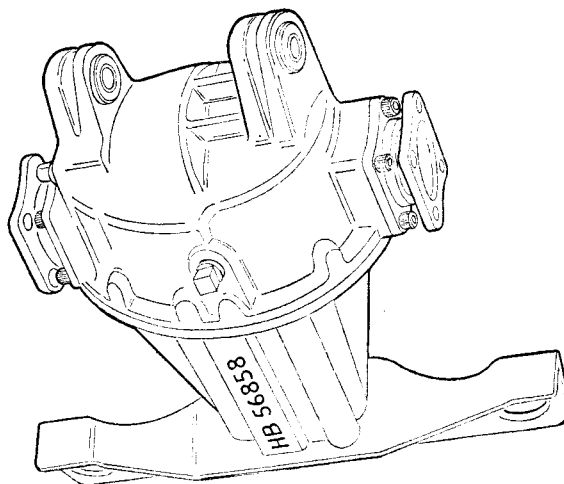
NUMERO DE SERIE DE MOTOR

Comenzando en HB.1.HE. para los motores de alta compresión y HB.1.LE. para los motores de baja compresión, este número va estampado en una brida ubicada en el costado izquierdo del bloque de cilindros.



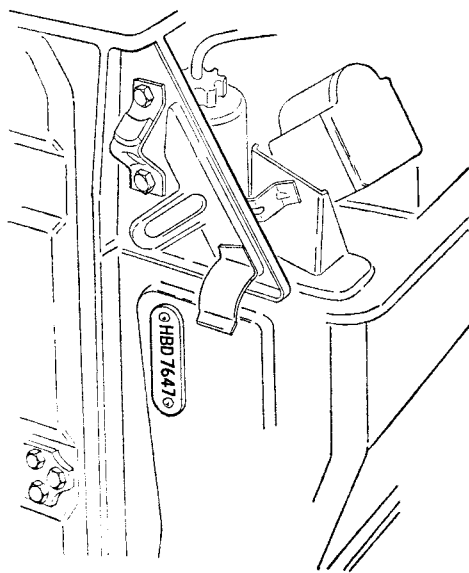
NUMERO DE SERIE DE CAJA DE CAMBIOS

Comenzando en HB.1.GB. este número va estampado en la superficie superior de la derecha de la carcasa de la caja de cambios.



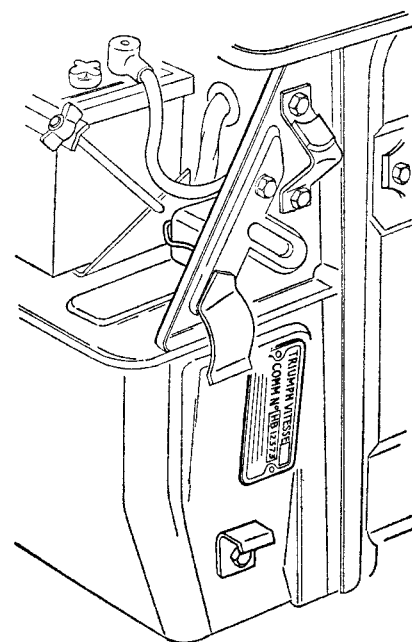
NUMERO DE SERIE DE PUENTE TRASERO

Comenzando en HB.1.RA. este número va estampado en la brida inferior de la carcasa del puente trasero.



NUMERO DE SERIE DE CARROCERIA

Comenzando en HBD.1 para las carrocerías de los Salón, y HBC.1 para las carrocerías de los Convertibles, este número va estampado en una placa fijada al costado derecho del Escotillón.

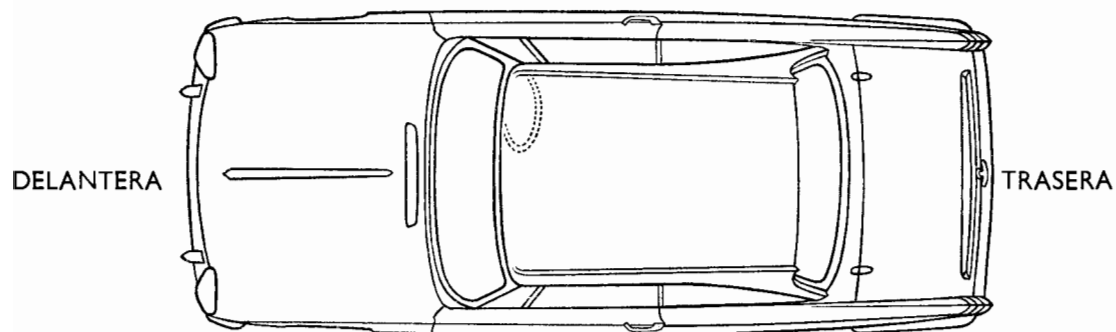


NUMERO DE REGISTRO

Este número va estampado en una placa fijada al costado izquierdo del Escotillón. Los detalles del Número de Registro se indican en la página siguiente.

LADO DERECHO

VOLANTE A LA DERECHA

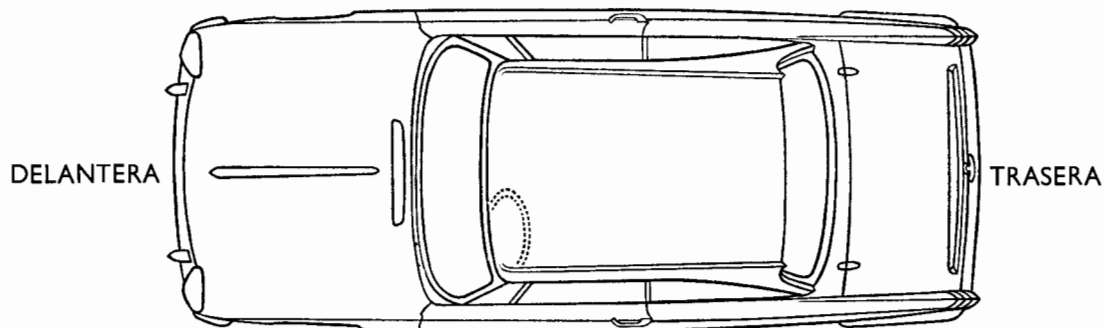


LADO IZQUIERDO

NUMEROS DE REFERENCIA Y SUFIJOS


Sedán Vitesse	Volante a la derecha	...	HB	DL
Sedán Vitesse	Volante a la izquierda	...	HB	LDL
Sedán Vitesse con Overdrive			Volante a la derecha	...	HB	DLO
Sedán Vitesse con Overdrive			Volante a la izquierda	...	HB	LDLO
Convertible Vitesse...	Volante a la derecha	...	HB	CV
Convertible Vitesse...	Volante a la izquierda	...	HB	LCV
Convertible Vitesse con Overdrive			Volante a la derecha	...	HB	CVO
Convertible Vitesse con Overdrive			Volante a la izquierda	...	HB	LCVO

LADO DERECHO



VOLANTE A LA IZQUIERDA

LADO IZQUIERDA



PREÂMBULO

Este catálogo foi compilado para auxiliar todos os compradores de peças sobresselentes para o salão e o descapotável Triumph Vitesse.

Recomenda-se que seja dada particular atenção para o método e processo a ser adotado na requisição de peças, segundo se indica nas notas de introdução.

A venda de peças sobresselentes é sempre feita atendendo às condições de venda da Companhia, em vigor.

STANDARD-TRIUMPH SALES LTD.

DIVISÃO DE PEÇAS SOBRESSELENTES:

FLETCHAMSTEAD HIGHWAY, COVENTRY

Telegramas : STANPART, COVENTRY

Telefone : 75511 (17 linhas)

DIVISÃO DE SERVIÇO:

BIRMINGHAM ROAD, ALLESLEY, COVENTRY

Telegramas : STANSER, COVENTRY

Telefone : 22115 (5 linhas)

INSTRUÇÕES PARA A REQUISIÇÃO DE PEÇAS SOBRESSELENTES

A fim de evitar demoras devido à interpretação errónea dos pedidos de requisição, é importante que as instruções a seguir sejam cuidadosamente observadas :—

DESCRIÇÃO

A peça exigida deve ser referida no catálogo e o seu número mencionado, junto com uma descrição técnica. Se houver quaisquer dúvidas quanto ao nome e ao número de peça, um desenho ou a peça velha devem ser submetidos para auxiliar na identificação exata. Quando se requisita material para as armações, deve-se enviar, se possível, uma amostra do material exigido.

INTERPRETAÇÃO DO CATÁLOGO

As peças que formam parte de um conjunto são indicadas por uma marginagem diferente do texto como se demonstra no exemplo seguinte.

CONJUNTO DO COLECTOR DE ESCAPE

Perno, fixação do colector de admissão,
Perno, fixação do tubo de escape,
Cavilha, escora da mola,
Cavilha, esbarro da mola,
Mola, (bimetálica), veio da válvula de borbuteta
Esbarro, mola,
Trôço, retenção da mola e esbarro,
Contrapêso, equilibrado,
Cavilha, fixação do contrapeso.

Consequentemente, as quatro partes imediatamente a seguir ao conjunto são parte integrante do mesmo enquanto que as restantes cinco são partes individuais e requerem encomenda separada.

MODÊLOS

Quando se submetem peças como modêlos é importante que elas sejam separada e cuidadosamente marcadas com o endereço do remetente, e, além do mais, que se envie, à parte, a descrição e o número de ordem a elas referentes. Todos os modêlos de peças devem ser enviados à Divisão de Peças Sobresselentes, Fletchamstead Highway, Coventry, com remessa paga, e, a menos que sejam acompanhadas de instruções especiais, as peças não serão devolvidas.

PEÇAS PARA OS LADOS DIREITO E ESQUERDO

É essencial fazer referência na encomenda quando desejem peças especificamente para os lados direito ou esquerdo.

QUANTIDADES

Convém não indicar quantidades por jogo de peças, indicando ao invés, especificamente, o número de peças que se exige.

PEDIDOS

Os pedidos para a substituição de peças devem ser submetidos ao Distribuidor ou Agente Standard-Triumph mais próximo.

INFORMAÇÃO ESPECIAL PARA OS DISTRIBUIDORES

É conveniente certificar-se de que:

- (a) O endereço seja anotado claramente e o pedido submetido no Formulário de Requisição apropriado.
- (b) As peças exigidas estejam em ordem numérica.
- (c) A requisição seja completada, sempre que possível, à máquina de escrever ou à tinta.

AVISOS DE MODIFICAÇÕES

Quando se introduzirem modificações pertencentes a êsses modelos, Boletinas serão enviados aos Distribuidores e Agentes Standard-Triumph, para assegurar que o catálogo seja alterado de acôrdo com as últimas informações.

NÚMEROS DE CHASSIS

Em caso de dúvida acerca da descrição exacta de uma peça sobressalente, refira-se sempre ao número de chassis com as letras de prefixo ou sufixo (quando houver), do carro em questão. Essa medida evitará qualquer demora e garantirá uma remessa mais pronta. O número de chassis encontra-se gravado numa placa de latão, no painel, debaixo de capota do motor.

REPARAÇÃO DE AUTOMÓVEIS. Informação para os clientes

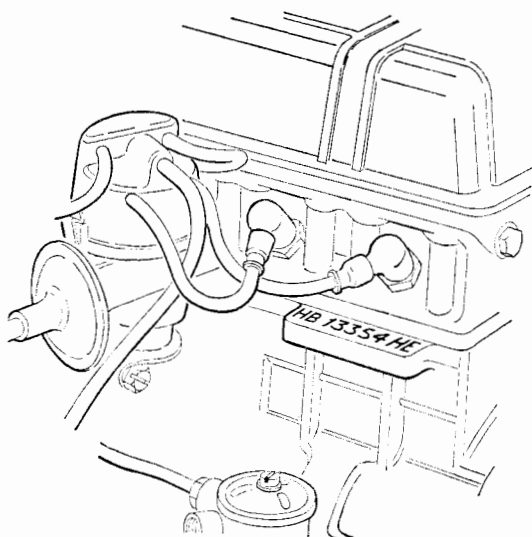
Uma Escola para Serviço foi instituída para treinamento em reparação e manutenção dos automóveis Standard-Triumph dos representantes de nossos Distribuidores e Agentes. Recomenda-se, portanto, que os clientes façam uso dos préstimos que os nossos agentes estão em condições de lhes proporcionar no que toca a todos os assuntos relativos a serviço e manutenção.

— ATENÇÃO —

QUANDO SE SUBSTITUEM PEÇAS, É DE SUMA IMPORTANCIA QUE NÃO SE EMPREGUEM SENÃO PEÇAS MANUFATURADAS PELA STANDARD MOTOR CO. LTD. SENDO, ASSIM GARANTIR-SE-Á QUE A PEÇA DE SUBSTITUIÇÃO DARÁ SERVIÇO IGUAL À ORIGINAL. NÃO SE DEVE ESQUECER QUE A PEÇA ORIGINAL TEM GARANTIA.

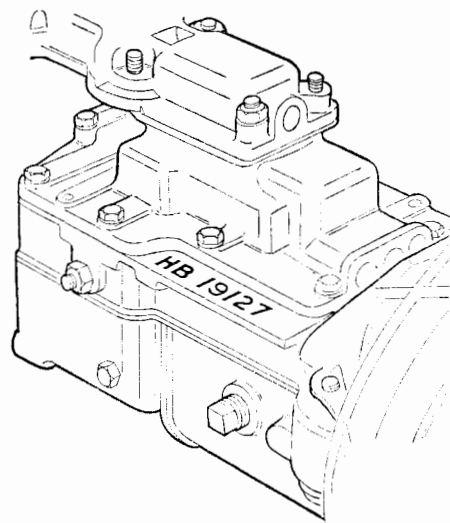
A EXPERIÊNCIA ADQUIRIDA PELOS FABRICANTES ASSEGURA O USO EXCLUSIVO DE MATERIAL DA MAIS ALTA QUALIDADE E A MAIOR PRECISÃO NA MANUFATURA.

NÚMERO DE SÉRIE DAS UNIDADES



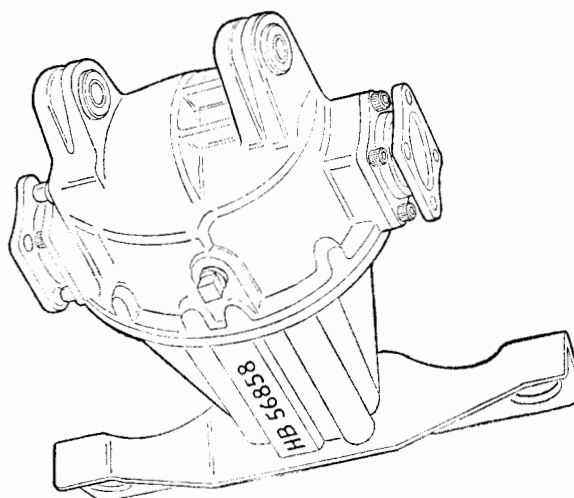
NÚMERO DE SÉRIE DO MOTOR

Este número começa em HB.1.HE. para motores de alta compressão e em HB.1.LE. para motores de baixa compressão e está estampado na face esquerda do bloco do cilindro.



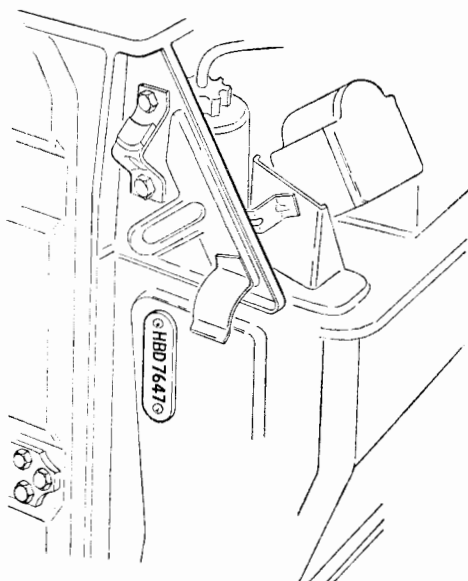
NÚMERO DE SÉRIE DA CAIXA DE VELOCIDADES

Este número começa em HB.1.GB. e está estampado à direita na face superior do invólucro da caixa



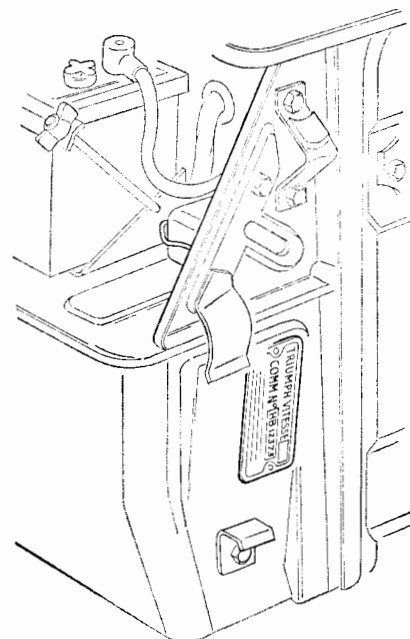
NÚMERO DE SÉRIE DO EIXO TRASEIRO

Este número começa em HB.1.RA. e está estampado na face inferior do invólucro do eixo.



NÚMERO DE SÉRIE DA CARROÇARIA

Este número começa em HBD.1 nas carroçarias dos salões, e HBC.1 nas carroçarias dos descapotáveis e está stampado numa placa fixa ao lado direito do poço.

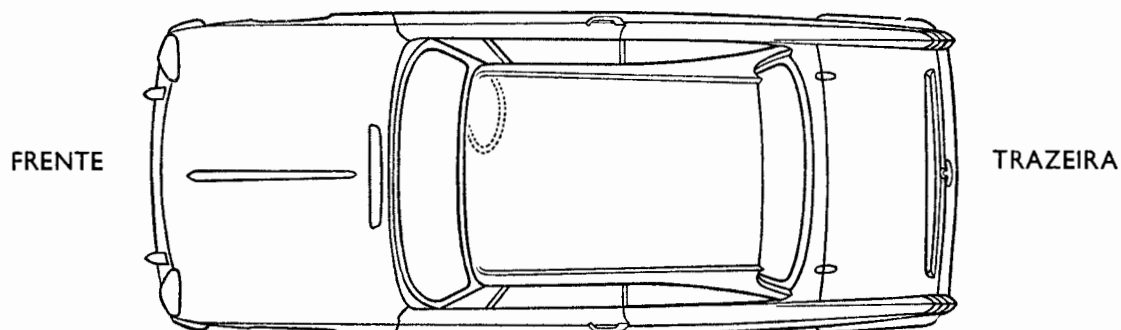


NÚMERO DE SAÍDA DA FÁBRICA

Este número está estampado numa placa fixa ao lado direito do poço. Na página seguinte encontram-se pormenores sobre os números de saída da fábrica.

LADO DIREITO

DIREÇÃO À DIREITA

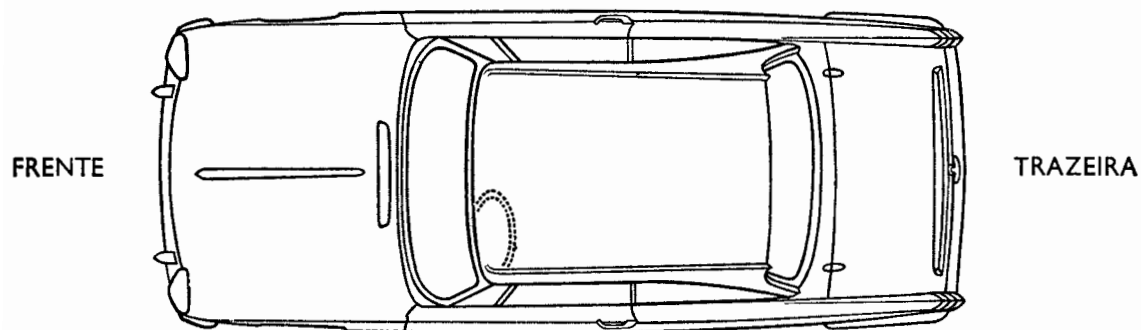


LADO ESQUERDO

NUMEROS DE ORDEM E SUFIXOS

Salão interior Vitesse	Direção à direita ...	HB	DL
Salão interior Vitesse	Direção à esquerda...	HB	LDL
Salão interior Vitesse com Overdrive ...	Direção à direita ...	HB	LDO
Salão interior Vitesse com Overdrive ...	Direção à esquerda...	HB	LDLO
Descapotável Vitesse	Direção à direita ...	HB	CV
Descapotável Vitesse	Direção à esquerda...	HB	LCV
Descapotável Vitesse com Overdrive ...	Direção à direita ...	HB	CVO
Descapotável Vitesse com Overdrive ...	Direção à esquerda...	HB	LCVO

LADO DIREITO



DIREÇÃO À ESQUERDA

LADO ESQUERDO



VORWORT

Dieser Katalog ist zusammengesetzt worden, um allen Kunden zu helfen, die Ersatzteile für die Triumph Vitesse Limousine und Cabriolet benötigen.

Bitte schenken Sie der in den einleitenden Bemerkungen enthaltenen Methode und dem Verfahren für die Bestellung von Ersatzteilen Ihre sorgfältige Aufmerksamkeit.

Der Verkauf von Ersatzteilen erfolgt stets laut den jeweilig gültigen Verkaufsbedingungen der Gesellschaft.

STANDARD-TRIUMPH SALES LTD.

ERSATZTEIL-ABTEILUNG :

FLETCHAMSTEAD HIGHWAY, COVENTRY
Telegramm-Adresse : STANPART, COVENTRY
Telefon-Nummer : 75511 (17 Anschlüsse)

KUNDENDIENST-ABTEILUNG :

BIRMINGHAM ROAD, ALLESLEY, COVENTRY
Telegramm-Adresse : STANSER, COVENTRY
Telefon-Nummer : 22115 (5 Anschlüsse)

ANWEISUNGEN ZUR BESTELLUNG VON ERSATZTEILEN

Um Verzögerungen infolge Misverständnisse bei Bestellungen zu vermeiden, ist es wichtig, dass Sie sich die folgenden Anweisungen merken:

BESCHREIBUNG

Der gewünschte Teil ist im Katalog aufzusuchen und die Teilnummer mit der technischen Beschreibung anzuführen. Falls in Bezug auf den Namen oder die Nummer irgend ein Zweifel besteht, ist eine Skizze bezw. der alte Teil zum besseren Verständnis des Auftrages einzusenden. Bei Bestellung von Plosterbezügen u. dgl. ist, wenn irgend möglich, ein Muster des gewünschten Stoffes einzuschicken.

ERKLÄRUNG DES KATALOGES

Einzelteile eines Aggregates sind durch Einrücken der Beschreibung angedeutet, wie aus nachstehendem Beispiel hervorgeht.

AUSLASSKRÜMMER-AGGREGAT

Stiftschraube, für Anschluss des Einlasskrümmers,
Stiftschraube, für Anschluss des Auspuffrohres.
Stift, Federanker-
Anschlag, Feder-
Feder (Bimetall) für Spindel der Ventilklappe,
Anschlag, Feder-
Splint, zum Halten von Feder und Anschlag,
Gewicht, Ausgleichs-
Kerbstift, zum Anschluss des Ausgleichsgewichtes.

Die ersten vier, dem Aggregat unmittelbar folgenden Positionen sind daher Teile des Aggregates selbst, während die restlichen fünf einzelne Positionen sind und gesondert bestellt werden müssen.

BEMUSTERUNG

Wenn Teile als Muster eingesandt werden, ist es wichtig, dass jeder Teil einzeln und sorgfältig mit einem Etikett versehen ist, das die Adresse des Absenders trägt. Gleichzeitig muss eine Mitteilung mit besonderem Schreiben auf die Nummer des Postens bezw. des Auftrages Bezug nehmen. Alle Muster müssen portofrei an die Abteilung für Ersatzteile, Fletchamstead Highway, Coventry, gesandt werden; falls keine besonderen Instruktionen in der Bestellung angeführt sind, werden sie nicht zurückgesandt.

ERSATZTEILE FÜR DIE RECHTE BZW. LINKE SEITE DES WAGENS

Bei Ersatzteilen, welche für eine bestimmte Seite des Fahrzeuges angefordert werden, ist es wichtig, stets auf die jeweils in Frage kommende Seite hinzuweisen.

MENGEN

Mengen sind nicht in Sätzen zu bezeichnen, sondern durch die genaue Einzelaufführung der benötigten Teile.

AUFTRÄGE

Aufträge für Ersatzteile sind an die nächste Standard-Triumph Vertriebsstelle bzw. an den Händler zu richten.

ZUR BESONDEREN BEACHTUNG FÜR VERTRIEBSSTELLEN

Es ist zweckmässig, sich zu vergewissern dass :—

- (a) Die Adresse deutlich angegeben ist und der Auftrag auf dem richtigen Bestell-Formular eingesandt worden ist.
- (b) Die benötigten Teile in numerischer Reihenfolge angeführt sind.
- (c) Der Auftrag, wenn möglich, mit der Schreibmaschine bzw. mit Tinte geschrieben ist.

BEKANNTMACHUNG VON ÄNDERUNGEN

Vorgenommene Änderungen in Bezug auf diese Modelle werden in Nachträgen für Standard-Triumph Vertriebsstellen und Händler veröffentlicht werden, um eine Berichtigung des Kataloges entsprechend der allerneuesten Angaben zu ermöglichen.

FAHRGESTELNUMMERN

Wo in Bezug auf die richtige Benennung eines Ersatzteiles irgend ein Zweifel besteht, ist stets die Fahrgestellnummer des Wagens, mit etwaig vorausgehenden bzw. hinzugefügten Buchstaben anzuführen. Dies vermeidet Verzögerungen und ermöglicht eine schnellere Abfertigung. Die Fahrgestellnummer ist auf einer Messingplatte an der Stirnwand unter der Haube, eingestanz.

WAGENREPARATUREN. Zur Beachtung des Kunden

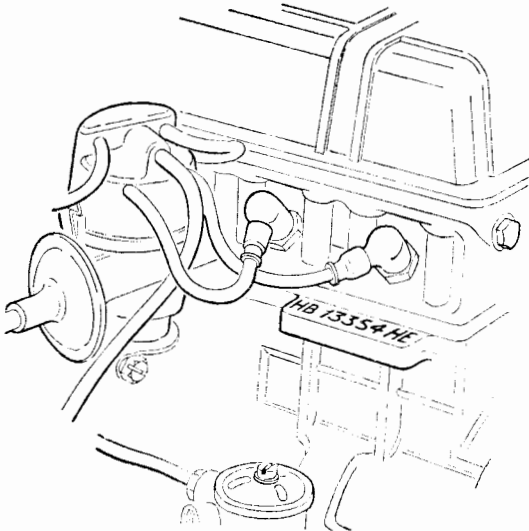
In einer Technischen Kundendienstschule werden Vertreter unserer Vertriebsstellen und Händler in der Unterhaltung und Bedienung von Standard-Triumph Wagen ausgebildet. Aus diesem Grunde sollte der Kunde von diesem Dienste, den unsere Vertreter in allen Angelegenheiten verbunden mit Unterhaltung und Bedienung bieten können, vollen Gebrauch machen.

— WARNUNG —

ES IST ÄUSSERST WICHTIG DASS, BEIM EINBAU NEUER EINZELTEILE NUR ECHTE, VON DER STANDARD MOTOR CO. LTD. HERGESTELLTE ORIGINALTEILE VERWENDET WERDEN. DIES GARANTIERT, DASS DIE VON DEM ORIGINALTEIL GEGEBENE LEISTUNG EBENFALLS DURCH DEN ERSATZTEIL BEIBEHALTEN WIRD. VERGESSEN SIE NICHT, DASS DER ECHTE TEIL GARANTIERT IST.

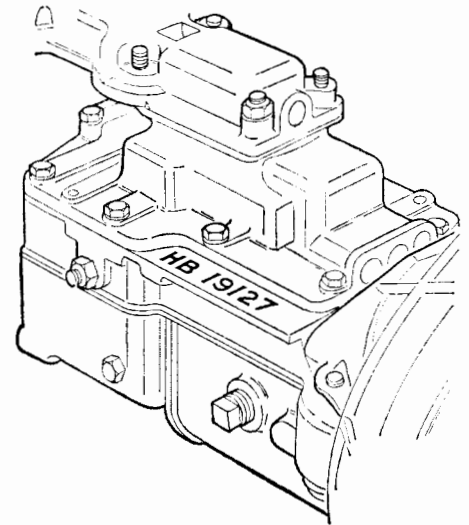
DIE DURCH DIE FABRIKANTEN GESAMMELTEN ERFAHRUNGEN SICHERN DIE VERWENDUNG NUR ERSTKLASSIGEN MATERIALS UND ABSOLUTE GENAUIGKEIT IN DER HERSTELLUNG.

FABRIK-NUMMERN



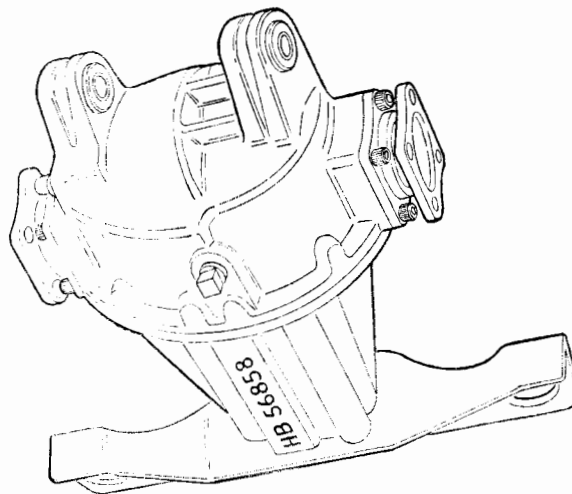
MOTOR-NUMMER

Beginnend mit HB.1.HE. bei Motoren mit hohem Verdichtungsverhältnis und mit HB.1.LE. bei Motoren mit niedrigem Verdichtungsverhältnis, ist diese Nummer in den Flansch auf der linken Seite des Zylinderblockes eingeschlagen.



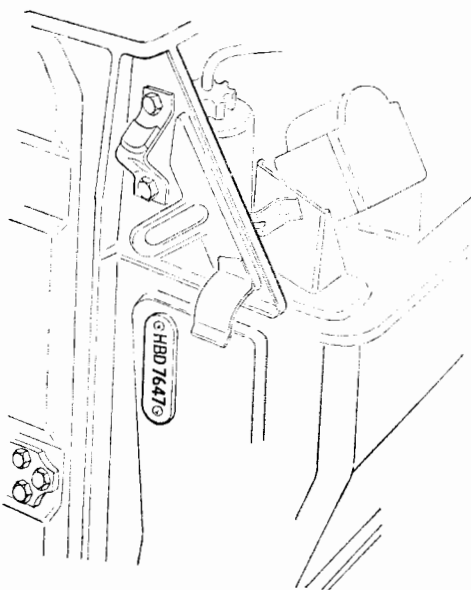
GETRIEBE-NUMMER

Beginnend mit HB.1.GB. ist diese Nummer in die obere Fläche auf der linken Seite des Getriebehäuses eingeschlagen.



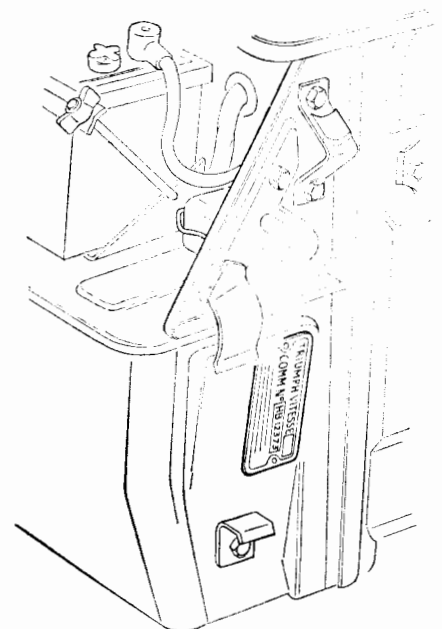
HINTERACHSE-NUMMER

Beginnend mit HB.1.RA, ist diese Nummer in den unteren Flansch der Hinterachse eingeschlagen.



KAROSSERIE-NUMMER

Beginnend mit HBD.1 bei Limousinen, und mit HBC.1 beim Cabriolet, ist diese Nummer auf dem Schild an der Stirnwand rechts unter der Haube ersichtlich.

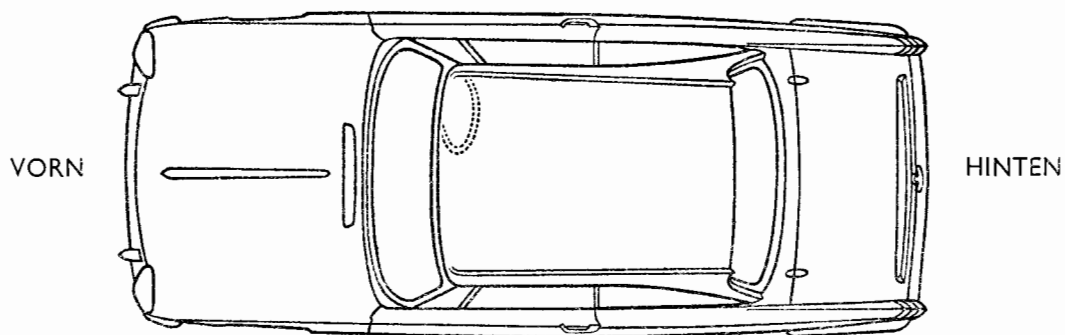


KOMMISSIONS-NUMMER

Diese Nummer ist auf dem Schild an der Stirnwand links unter der Haube ersichtlich. Die Bezeichnung ist auf der folgenden Seite erläutert.

RECHTE SEITE

RECHTSSTEUERUNG

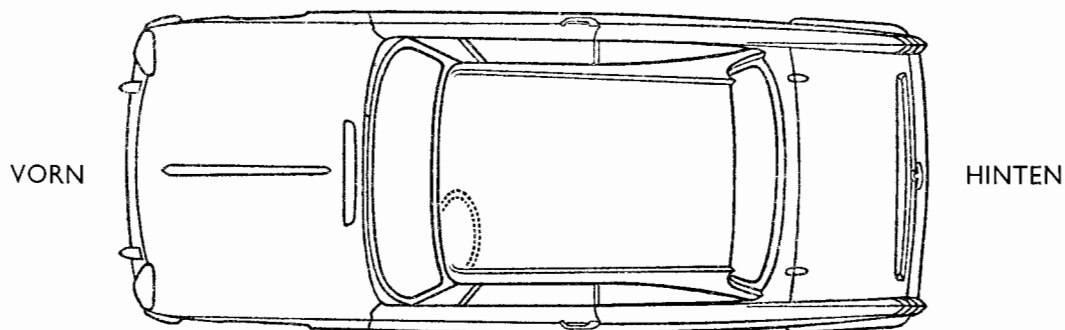


LINKE SEITE

KOMMISSIONS—NUMMERN UND NACHSTEHENDE BUCHSTABEN

Vitesse Limousine	Rechtssteuerung	...	HB	DL
Vitesse Limousine	Linkssteuerung	...	HB	LDL
Vitesse Limousine mit Overdrive	Rechtssteuerung	...	HB	DLO
Vitesse Limousine mit Overdrive	Linkssteuerung	...	HB	LDLO
Vitesse Cabriolet	Rechtssteuerung	...	HB	CV
Vitesse Cabriolet	Linkssteuerung	...	HB	LCV
Vitesse Cabriolet mit Overdrive	Rechtssteuerung	...	HB	CVO
Vitesse Cabriolet mit Overdrive	Linkssteuerung	...	HB	LCVO

RECHTE SEITE



LINKSSTEUERUNG

LINKE SEITE

ALPHABETICAL INDEX

Description	Page	Plate	Description	Page	Plate	Description	Page	Plate
ENGINE 1-18			ENGINE—continued			FRONT SUSPENSION 27-29		
Air Cleaner 17	J		Water Pump 9	D		Bottom Trunnion 28	S	
Breather Assembly 3	A		Water Thermostat 9	D		Bottom Trunnion Oil Seal 28	S	
Camshaft 6	C					Caliper Mounting Plate 28	S	
Camshaft Chain Wheel 6	C		CLUTCH 19			Front Damper 29	S	
Carburettor 13, 16	H		Cover 19	L		Front Damper and Spring Attachment Details 29	S	
Carburettor Linkage 15	H		Driven Plate Assembly 19	L		Front Road Spring 29	S	
Carburettor Pipe 15			Slave Cylinder 19	L		Hub 27	S	
Connecting Rod 7	C		Throw-out Bearing 19	L		Hub Bearing 27	S	
Connecting Rod Bearing 7	C					Lower Wishbone 28	S	
Connecting Rod Bush 7	C					Lower Wishbone Fulcrum Bracket 28	S	
Constant Pinion Bush 6	C		GEARBOX 20-23			Steering Tie Rod Lever 28	S	
Crankshaft 6	C		Attachment Details 21			Stub Axle 27	S	
Crankshaft Bearing 6	C		Casing 20	M		Stub Axle Oil Seal 27	S	
Crankshaft Chainwheel 6	C		Constant Pinion Bearing 22	N		Upper Wishbone Assembly 27	S	
Crankshaft Thrust Washer 6	C		Constant Pinion Shaft 22	N		Upper Wishbone Ball Joint 27	S	
Cylinder Block 1	A		Countershaft 23	N		Vertical Link 27	S	
Cylinder Head 4	B		Countershaft Bearing 23	N				
Cylinder Liner 2			Countershaft Gears 23	N				
Decarbonising Set 1			Extension 20	M				
Dipstick 2	A		Extension Oil Seal 20	M				
Distributor Driving Gear 8	C		Front End Cover and Clutch Housing 20	M		ANTI-ROLL BAR 30	T	
Distributor Pedestal 8	C		Mainshaft 22	N		REAR AXLE 31-32		
Dynamo Bracket 18	K		Mainshaft Bearing 22	N		Axle Casing 31	U	
Dynamo Link 18	K		Mainshaft Flange 22	N		Axle Shaft Assembly 32	U	
Dynamo Pulley 18	K		Mainshaft Gears 22	N		Crown Wheel and Pinion 31	U	
Engine Gasket Set 1			Operating Sleeve 22	N		Differential Bearing 31	U	
Exhaust Manifold 10	E		Reverse Gear 23	N		Differential Casing 31	U	
Fan 6	C		Reverse Spindle 23	N		Differential Gears 31	U	
Fan Belt 6	C		Selector Fork 21	M		Hub Bearing 32	U	
Fan Pulley and Damper Assy. 6	C		Selector Shaft 21	M		Hub, Rear Inner, Assembly 32	U	
Flywheel 6	C		Selector Shaft Plunger 21	M		Oil Filler Plug 31	U	
Flywheel Gear Ring 6	C		Speedometer Driven Gear 20	M		Pinion Bearing 31	U	
Front Engine Plate 3	A		Speedometer Driven Gear Bearing 20	M		Rear Hub and Stud Assembly 32	U	
Gasket Sets 1			Synchronising Sleeve 22	N		Shaft Oil Seal 32	U	
Inlet Manifold 10	E		Top Cover 21	M		Shaft Outer Assembly 32	U	
Oil Filler Cap 5	B							
Oil Filter Assembly 11	F		GEAR SHIFT MECHANISM 24			REAR SUSPENSION 33		
Oil Pressure Switch 3	A		Gear Lever 24	P		Radius Arm Assembly 33	V	
Oil Pump 2	A		Operating Shaft 24	P		Rear Damper 33	V	
Oil Sump 2	A					Road Spring 33	V	
Petrol Pipe 12			ENGINE MOUNTING & CHASSIS FRAME 25-26					
Petrol Pump 12	G		Chassis Frame Complete 26	R		PROPELLOR SHAFT 34	V	
Piston 7	C		Front Engine Mounting 25	Q		ROAD WHEELS 34	V	
Piston Ring 7	C		Front Extension, Frame 26	R		Nave Plate 34	V	
Push Rod 5	B		Front Suspension and Engine Mounting Bracket 26	R		Wire Wheel Kit 34	V	
Push Rod Tappet 5	B		Outtrigger Assembly 26	R		STEERING 35-36		
Rocker Cover 5	B		Rear Damper Mounting Brkt. 26	R		Ball Joint 36	W	
Rocker Shaft 5	B		Rear Engine Mounting 25	Q		Column, Upper and Lower 35	W	
Rocker Shaft Pedestal 5	B					Flexible Joint 35	W	
Rocker Spring 5	B					Mounting Block, Rack and Pinion 36	W	
Sparkling Plug 18						Rack and Pinion Assembly 35-36	W	
Timing Chain 7	C					Steering Wheel 35	W	
Timing Chain Tensioner 7	C							
Timing Cover 7	C							
Timing Cover Oil Seal 7	C							
Valve 5	B							
Valve Collar 5	B							
Valve Rocker 5	B							
Valve Spring 5	B							

ALPHABETICAL INDEX

Description Page Plate

ACCELERATION CONTROLS

Abutment Bracket	37	X
Accelerator Mounting Brkt.	37-38	X
Cable Details	37	X
Cross-Shaft	38	X
Pedal	37-38	X
Relay Lever	39	X
Return Spring	37-38	X

CLUTCH AND BRAKE PEDALS

Brake Pedal	40	Y
Clutch Pedal	40	Y
Pedal Mounting Bracket	40	Y
Pedal Pad	40	Y
Pedal Return Spring	40	Y

MASTER CYLINDER DETAILS

Master Cylinder, Brake and Clutch Assembly	41	Y
Master Cylinder, Brake and Clutch Support Bracket	41	Y
Master Cylinder Repair Kit	41	Y

HYDRAULIC PIPES

Brake Pipes	42	Z
Brake Pipe Connection	42	Z
Clutch Pipes	42	Z
Pipe Clip	42	Z

HANDBRAKE DETAILS

Compensating Sector	43	AA
Handbrake Assembly	43	AA
Handbrake Cable	43	AA
Relay Lever	43	AA
Relay Lever Bearing	43	AA
Rod, Pawl Release	43	AA
Seal	43	AA

BRAKES

Front Brake Caliper Assy.	44	AB
Front Wheel Caliper Repair Kit	44	AB
Front Brake Lining Pad	44	AB
Rear Brake Back Plate	44	AB
Rear Brake Drum	45	AB
Rear Brake Shoe Assembly	45	AB
Rear Brake Wheel Cylinder	45	AB
Rear Wheel Cylinder Repair Kit	45	AB

RADIATOR

Block	46-47	AC
Filler Cap	46-47	AC
Header Tank	46	AC
Hose	46-47	AC
Elbow	46-47	AC
Overflow Bottle	47	ACS

EXHAUST SYSTEM

Attachment Details	48	AD
Exhaust Silencer and Rear Pipe Assembly	48	AD
Front Pipe Assembly	48	AD

PETROL SYSTEM

Filler Cap	49	AD
Fuel Pipes	49	AD
Gauge—Tank Unit	49	AD
Tank	49	AD
Tank Attachment Details	49	AD

MISCELLANEOUS CHASSIS DETAILS

Jack	50	
Service Kits	50	
Tools	50	

ELECTRICAL EQUIPMENT

Battery	51-69	
Body Harness	65	
Choke Control Cable	69	AL
Choke Control Cable Knob	69	AL
Courtesy Light Switch	64	
Distributor	51/2/3	AE
Dynamo	54	AF
Engine Leads	66	
Flasher Switch	56	AG
Flasher Unit	56	AG
Foot Dipping Switch	65	AK
Fuel Gauge	67	AL
Fuse Box	65	AK
Headlamp	58-61	
Heater Switch	69	AL
Horn	56	AG
Horn Push	56	AG
Ignition Coil	51	AE
Ignition and Starter Switch	68	AL
Interior Lamp	64	
Main Harness	66	
Rear Number Plate Lamp Assembly	63-64	AJ
Reflex Unit	62	AJ
Side Flasher Lamp	61-62	AJ
Side, Head and Dip Switch	56	AG
Speedometer	67	AL
Speedometer Cable	67	AL
Starter Motor	54	AF
Starter Motor Armature	54	AF
Starter Motor Brush Set	54	AF
Starter Solenoid Switch	55	AF
Stop Lamp Switch	65	AK
Stop/Tail and Flasher Lamp	62-63	AJ
Voltage Current Regulator	65	AK
Windscreen Wiper Arm	57	AH
Windscreen Wiper Blade	57	AH

ELECTRICAL EQUIPMENT

—continued

Windscreen Wiper Cross-head and Rack	57	AH
Windscreen Wiper Motor	57	AH
Windscreen Wiper Switch	68	AL
Windscreen Wiper Wheel-box	57	AH

BODY & FITTINGS

'A' Post Panels	75	AP
Battery Fixing Brackets	75	AP
Backlight Glass	96	AX
Backlight Weatherstrip	96	AX
Body Mouldings	102	AZ
Body Mounting Details	72	
Body Side Panels	75-77	AP
Bonnet Assembly	70	AM
Bonnet Badge	81	AR
Bonnet Catch Assembly	81	AR
Bonnet Catch Plate	81	AR
Bonnet Hinge Tube	80	AR
Bonnet Letters	80	AR
Bonnet Link	81	AR
Bonnet Moulding	81	AR
Bonnet Sealing Rubber	82	AR
Bonnet Spring	81	AR
Bonnet Stay	81	AR
Bonnet Stay Rod	81	AR
Cantrail	78	AQ
Cappings	103-107	
Carpets	104	BA
Cubby Box Lid	88	AT
Dash and Windscreen Assy.	70-71	AM
Dash Millboard	105-106	BA
Dash Shelf Panel	75	AP
Dash Side Panel	75	AP
Door Assembly	83	AS
Door Check Link	87	AS
Door Glass	84	AS
Door Glass Channel	84	AS
Door Hinges	83	AS
Door Inner Waist Sealing Strip	83	AS
Door Lock	85	AS
Door Lock Striker	85	AS
Door Outside Handle	86	AS
Door Outer Waist Sealing Strip	83	AS
Door Remote Control Handle	86	AS
Door Remote Control Mechanism	86	AS
Door Sealing	87	AS
Door Trim Pad	87	AS
Door Ventilator	83	AS
Door Ventilator Glass	84	AS
Door Ventilator Locking Handle	84	AS

ALPHABETICAL INDEX

Description Page Plate

BODY AND FITTINGS—continued

Door Weather Curtain ...	87	AS
Door Window Regulator ...	85	AS
Door Window Regulator Channel ...	84	AS
Door Window Regulator Handle ...	84	AS
Facia Ash Tray ...	89	AT
Facia Panel ...	88-89	AT
Facia Panel Attachment Details ...	89	AT
Floor Panel Details ...	73-74	AN
Folding Head Assembly ...	98-101	AY
Folding Head Attachments ...	99-100	AY
Folding Head Catch ...	100	AY
Folding Head Hood ...	101	
Folding Head Hood Cover ...	102	
Folding Head Sticks ...	98-100	AY
Folding Head Weatherstrip ...	100	AY
Fresh Air Intake Kit ...	94	
Front Bumper ...	102	AZ
Front Floor Assembly ...	73	AN
Front Overider ...	102	AZ
Front Overider Attachm'ts ...	102	AZ
Front Overider Mounting ...	102	AZ
Front Seat Cushion Cover ...	103-110	BA
Front Seat Frame ...	108-110	BA
Front Seat Slide ...	111	BA
Front Seat Squab Cover ...	109-110	BA
Front Valance Assembly ...	71	AM
Front Wing ...	80	AR
Frontal Grille ...	82	AR
Gearbox Cover ...	74	AN
Headlamp Cover Panel ...	82	AR
Headlining ...	104	
Headlining Listing Rods ...	104	
Heater Air Box Panel ...	76	AP
Heater Control ...	93	AV
Heater Demister Hose ...	93	AV
Heater Demister Nozzle ...	94	AV
Heater Duct ...	93	AV
Heater Unit ...	93	AV

Description Page Plate

BODY AND FITTINGS—continued

Heater Water Pipes ...	93	AV
Heater Water Valve ...	93	AV
Interior Driving Mirror ...	90	AU
Luggage Floor Assembly ...	73	AN
Quarterlight Glass ...	96	AX
Rear Bumper ...	102	AZ
Rear End Complete Assy. ...	71	AM
Rear Floor Assembly ...	73	AN
Rear Overider Assembly ...	102	AZ
Rear Overider Moulding ...	102	AZ
Rear Quarter Trim ...	107	BA
Rear Seat Cushion ...	111-112	BA
Rear Seat Cushion Cover ...	112-113	BA
Rear Seat Pan ...	73	AN
Rear Seat Squab ...	113/4/5	BA
Rear Seat Squab Cover ...	114-115	BA
Rear Spring Access Cover ...	74	AN
Roof Panel Assembly ...	71-78	AQ
Roof Mouldings and Fittings ...	103	AZ
Rubber Mats ...	104	BA
Sill Assembly ...	71-77	AM
Spare Wheel Cover ...	74	AN
Steering Column Cowl ...	91	AU
Steering Column Support ...	91-92	AU
Sun Visor ...	90	AU
Trim Pads ...	106-107	BA
Trunk Lid ...	96	AX
Trunk Lid Handle ...	97	AX
Trunk Lid Hinge ...	96	AX
Trunk Lid Letters ...	96	AX
Trunk Lid Lock ...	97	AX
Trunk Lid Stay ...	97	AX
Valance Panel, Engine Bay ...	82	
Wheelarch Inner Panel ...	73	AN
Wheelarch Outer Panel ...	73	AN
Windscreen Glass ...	90	AU
Windscreen Header Panel ...	78	AQ
Windscreen Mouldings ...	90	AU
Windscreen Washer ...	95	AW
Windscreen Weatherstrip ...	90	AU

Description Page Plate

MISCELLANEOUS

BODY FITTINGS ...	116
Blanking Plugs ...	116
Grommets ...	116
Jack Stowage ...	116

ACCESSORIES ...117-119

Badge Bar ...	117
Bonnet Lock Kit ...	118
Continental Touring Kit ...	118
Defroster ...	117
Engine Gasket Set ...	118
Exterior Sun Visor ...	117
Fire Extinguisher ...	117
Fog Lamp ...	117
Oil Pressure Gauge Kit ...	118
Petrol Filler Cap ...	117
Reverse Lamp Kit ...	118
Roof Rack ...	117
Safety Belt Kit ...	118
Seat Covers ...	117
Skid Plate ...	119
Spot Lamp ...	117
Tail Pipe Finisher ...	117
Thermostat ...	117
Tool Kit ...	119
Touch-in Paint ...	117
Tow Bar ...	118
Wing Mirror ...	117
Wing Mirror Bezel ...	117
Wood Rimmed Steering Wheel ...	117

OVERDRIVE ...120-124

Overdrive Gearbox Main-shaft ...	120
Overdrive Propellor Shaft ...	121
Overdrive Speedometer Cable ...	121
Overdrive Switch ...	120
Overdrive Unit ...	122-124
Overdrive Wiring Harness	120

NUMERICAL INDEX

KEY TO MODELS MENTIONED IN NUMERICAL LIST

S.C. Small Car followed by the H.P.
T.R. Triumph Sports car followed by the Series Number.
V. Vanguard followed by the Series Number.
VIG. Vanguard Vignale Saloon.

ACV. Atlas Commercial Vehicle.
PNT. Pennant.
STB. Sportsman.
EN. Ensign.
HER. Herald.

Part No.	Description	Page	Also Used on Models
27378	Core Plug	4	ACV., PNT., STB., EN., HER., TR. 2, 3, 4, V.1, 2, 3, SC. 8, 10, SC.10-1.
30123	Wire (Lead)	4	ACV., EN., STB., PNT., HER., TR. 2, 4, SC. 10-1, 10-8.
32307	Felt Washer	2	ACV., STB., EN., PNT., HER., TR.2,3,4, V.1, 2,3.
33214	Anchor Pin	7	ACV., PNT., HER., SC.10-1.
35960	Chain Wheel	6	ACV., PNT., HER., SC.10,10-1.
36234	Filler Piece	2	ACV., PNT., HER., SC.10,10-1.
36411	Plate	6	SC.10,10-1,PNT.,ACV. HER.
37948	Shim	22	ACV., STB., EN., PNT., HER., SC.8,10, 10-1, V.1,2,3, VIG.
38303	Clip, Suction Pipe to Petrol Pipe	16	PNT., STB., ACV., EN., TR.2, SC.8,10, 10-1, HER., V.1,2,3.
38788	Retainer	19	V.3, 15 CWT. VAN, BRIG., 2 TON.
41326	Strut	19	
42425	Tensioner	7	SC.10, 10-1, PNT., ACV., HER.
42537	Pin	19	
44473	Core Plug	1	STB., TR.2, EN., PNT., ACV., V. 1, 2, 3, SC.8,10, HER.
46172	Plug, Core	1	
46549	Plug	1	PNT., ACV., HER., SC.10,10-1.
48101	Packing, Kautex	46, 47	
52409	Screw	12	V.6.
52413	Mills Pin	120, 122	SC.8,10.
52479	Link	12	TR.2, 3, STB., V. 1, 3, EN., TR.4.
52483	Pin	12	STB., EN., PNT., ACV., TR.2,4, SC.8,10, V.1, 2,3, HER.
52484	Clip, securing Pin	12	PNT., STB., ACV., EN., V. 1, 2, 3, SC. 8, 10, 10-1.
52486	Washer, Rocker Pin	12	V. 1, 2, 3, EN., STB., TR.2, 3.
52494	Rocker Arm Spring	12	TR. 2, 3, 4, STB., EN., V. 1, 3.
52498	Spring	12	TR. 2, 3, 4, STB., EN., V.1,2,3.

Part No.	Description	Page	Also Used on Models
56305	Screw	20	STB., TR. 2, 4, EN., VIG., V.1,2,3, HER.
56712	Core Plug	1	STB., PNT., ACV., SC.10-1, HER.
57103	Gasket	46, 47, 118	ACV., PNT., STB., EN., HER., TR. 2, 3, V. 1, 2, 3.
57109	Ball Pin (Adjustable)	5	PNT., STB., EN., ACV., TR.2, SC.10-1, 8,10.
57110	Nut	5	PNT., STB., EN., ACV., TR.4, SC.8,10, 10-1, TR.2.
57361	Spring Washer	12	PNT., STB., TR. 2, 4, ACV., V. 1, 3, HER., SC.8-1.
57409	Screw	13	
57413	Spring	13	
57413/1	Spring	13	
57415	Ball, locating Starter Lever	15	
57416	Spring	15	SC.10,10-1, EN., V.3,6, BRIG.
57417	Screw	14	
57419	Nut, Lever to Spindle	13, 15	
57430	Bolt, Carrier Main Jet	14	
57431	Washer, on Carrier Bolt	14	
57458	Cover Band Assembly	54	ACV., PNT., HER., SC.10-1, 10.
57492	Spring, Brush	57	
57556	Screw	14	
57991	Dog, Driving Distributor	51	PNT., STB., EN., HER., V.1,2,3, TR.2, ACV.,
58261	Gaiter	22	SC.10,10-1,PNT.,HER.
58465	Fuse, 35 amp.	65	TR.2,3,4, HER.
58499	Screw, Clamping	51	
58501	Nut, Moulded	51	
59015	Pedestal	18	STB., V.1,2,3, TR.2,3,4, ENDL., BRIG., BARB.
59115	Bolt, Dynamo to Pedestal	18	ACV., PNT., EN., TR. 2, 3, 4, V. 1, 2, 3, STB., SC.10-1.
59191	Clip	42, 49	
59380	Clip, Brake Pipe to Bulkhead, R.H.S. only	42	
59426	Spanner, Open End, .50" A/F, .56" A/F	50, 119	
59427	Tool, Combination	50	
59445	Buffer Washer	68, 69	
59467	Bulb	61, 62, 63	
59474	Nut	121	
59492	Warning Light Bulb	67, 68, 118	

NUMERICAL INDEX

Part No.	Description	Page	Also Used on Models
59660	Screw	12	PNT., STB., ACV., TR.2, 4, V.1, 2, 3, HER., SC.10-1.
59669	Disc, Throttle	13	
59678	Bolt	15	
59682	Screw	14	
59717/90	Jet, Starter Petrol	14	
59718/160	Jet, Air Correction	14	
59719/105	Jet, Main	14, 16	
59719/110	Jet, Main	14	
59720/35	Jet	14, 16	HER.
59813	Screw	65	
59844	Defroster	117	
60070	Bush, Bearing Cap	31	PNT., EN., HER., SC.10, 10-1.
60176	Nut, Tubing	19, 49	
60274	Return Spring, Accelerator	37, 38, 39	
60313	Bearing Seal	9	STB., EN., PNT., V.1, 2, 3, SC.8, 10, TR.2,4, ACV., HER.
60405	Nut, Slotted	124	
60527	Rubber Cleat	65	SC.10,10-1, EN., PNT., HER.
61478	Water Tap	2	STB., EN., PNT., ACV., V.1, 2, 3, SC.10-1, HER., TR.2,4.
61917	Grommet	12, 64, 65, 69 95, 116	TR.2, 4.
70391	Sundry Parts Set	54	STB., ACV., PNT., TR.2, 4, V.1, 2, 3, HER., SC.10.
100148	Speedo Cable Clip	46, 121	EN., TR.2, 3, 4.
100419	Stud	4	
100433	Stud	2	
100455	Nut	48	PNT., ACV., HER., SC.10, 10-1.
100498	Nut	10	PNT., ACV., HER., SC.10, 10-1.
100500	Set, Screw	6	SC.10,10-1, ACV., HER.
100501	Screw	2	SC.10, 10-1, PNT., ACV., HER.
100562	Shim, Adjusting Bearing, .003"	31	PNT., EN., STB., ACV., HER., V.1,2,3, TR.2, 3,4, SC.10-1.
100563	Shim, Adjusting Bearing, .005"	31	PNT., SC.10-1, STB., ACV., EN., V. 3, TR. 2, 3, 4.
100564	Shim, Adjusting Bearing, .010"	31	PNT., SC.10-1, STB., V.3, TR.2, 3, 4, EN., ACV., HER.
100764	Bearing	9	SC.10, PNT., ACV., HER.
100847	Gasket	9, 118	SC. 10, 10-1, PNT., ACV., HER.
100851	Circlip	9	SC. 10, 10-1, PNT., ACV., HER.
100858	Seal	9	HER., PNT., STB., EN., SC.8, 10-1, V.1, 2, 3, ACV., TR.2, 4.

Part No.	Description	Page	Also Used on Models
100996	Bolt	34	SC. 10, 10-1, PNT., ACV., HER.
101089	Spanner, Sparking Plug	50, 119	
101092	Washer, Abutment	9	PNT., STB., EN., ACV., TR. 2, 4, HER., SC. 8-10, V. 1, 2, 3.
101343	Adaptor	94	STB., PNT., EN., HER., TR.2,3,4, V.1,2,3.
101416	Tap	46, 47	SC.10, 10-1, PNT., ACV., HER.
101436	Clip	10	SC.10-1, 10, PNT., ACV., HER.
101962	Stud	9, 10	SC. 10, 10-1, PNT., ACV., HER.
102076	Plate	6	SC. 10, 10-1, PNT., ACV., HER.
102564	Valve Spring	5	EN., HER., TR.4.
102729	Sleeve, Tubing	49	
102987	Bush, Rubber Clamper Eye	33	
103220	Collar	36	HER.
103222	Petrol Drain Plug	49	HER.
104420	Bush	23	SC.10-1, PNT., ACV., HER.
104433	Ball Bearing	22	SC.10-10-1, PNT., ACV.
104438	Washer	22	SC.10-10-1, PNT., ACV. HER.
104445	Spring	22	SC.10,10-1, PNT., ACV. HER.
104449	Core Plug	21	TR.2,3,4, ACV., PNT., EN., SC.10, 10-1, HER., VIG., V.3.
104466	Washer	22	SC.10,10-1, PNT., ACV. HER.
104549	Shim	54	SC.10,10-1, PNT., ACV. HER.
104554	Bolt	31	SC.10,10-1, PNT., HER.
104556	Bearing	31	SC.10,10-1, PNT., HER.
104557	Bearing	31	SC.10,10-1, PNT., HER.
104561	Shim	32	SC.10,10-1, PNT., HER.
104562	Shim	32	SC.10,10-1, PNT., HER.
104563	Shim	32	SC.10,10-1, PNT., HER.
104570	Washer	31	SC.10,10-1, PNT., HER.
104571	Gear	31	SC.10,10-1, PNT., HER.
104572	Washer	31	SC.10,10-1, PNT., HER.
104573	Pin	31	SC.10,10-1, PNT., HER.
104581	Key	32	SC.10,10-1, PNT., HER.
104582	Catcher	32	SC.10,10-1, PNT., HER.
104585	Bearing	32	SC.10,10-1, PNT., HER.
104737	Pawl	43	SC.10,10-1, PNT., HER.
104738	Pin	43	SC.10,10-1, PNT., HER.
104740	Spring	43	SC.10,10-1, PNT., HER. TR.4.
104742	Ratchet	43	SC.10,10-1, PNT., HER.
104743	Pin	43	SC.10,10-1, PNT., HER.
104749	Fork-end	43	SC.10,10-1, PNT., HER.
104750	Pin	43	SC.10,10-1, PNT., HER.
104773	Housing	32	SC.10,10-1, PNT., HER.
104819	Main Bearing	6	SC.10,10-1, ACV., PNT. HER.

NUMERICAL INDEX

Part No.	Description	Page	Also Used on Models
104820	Washer	6	SC.10,10-1,PNT.,ACV. HER.
104822	Oil Return Cover	2	SC.10,10-1,PNT.,ACV. HER.
104823	Valve Tappet	5	SC.10,10-1,PNT.,ACV. HER.
104838	Collar	5	SC.10,10-1,PNT.,ACV. HER.
104839	Spindle	9	SC.10,10-1,ACV.,HER.
104840	Impellor	9	SC.10,10-1,PNT.,ACV. HER.
104841	Piece	9	SC.10,10-1,PNT.,ACV. HER.
104859	Screw	5	SC.10,10-1,PNT.,ACV. HER.
104863	Sealing Block	2	SC.10,10-1,PNT.,ACV. HER.
104939	Joint Washer	8, 118	SC.10,10-1,PNT.,ACV. HER.
105002	Plain Washer	72	
105114	Plate	6	SC.10,10-1,PNT.,ACV. HER.
105116	Bolt	6	SC.10,10-1,PNT.,ACV. HER.
105118	Collar, Spring, Lower	5	SC.10-1, PNT., ACV., HER., SP.4.
105123	Stud	4	SC.10,10-1,PNT.,ACV. HER.
105124	Stud	4	
105131	Timing Chain	6	SC.10,10-1,PNT.,ACV. HER.
105143	Bush	6	SC.10,10-1,PNT.,ACV. HER.
105290	Clamp Plate	48	V. 2, 3, SC.8, 10, 10-1, STB., TR.2,3,4, EN., PNT., HER., ACV.
105291	Flexible Strip	48	
105292	Strip	48	PNT., EN., SC.8, 10, SC.10, STB., V.2, 3, ACV., HER.
105321	Joint Washer	2, 118	SC.10,10-1,PNT.,ACV. HER.
105322	Rocker Spring	5	SC.10,10-1,PNT.,ACV. HER.
105438	Nut	35	SC.10,10-1,PNT.,TR.4, HER.
105578	Bracket, Front Pipe and Silencer Mounting	48	
105605	Bush	40	SC.10, 10-1, STB., SC.8-1, V.3, EN., PNT., ACV., HER.
105676	Cover, Bleed Screw	45	TR.4.
105689	Spring	45	SC. 10, 10-1, PNT., HER.
105690	Spring	45	SC.10,10-1,PNT.,ACV. HER.
106036	Clip	43	SC.10,10-1,PNT.,HER. ACV.
106088	Spring Retainer	41	SC. 10, 10-1, TR. 3, 4, PNT., ACV., HER.

Part No.	Description	Page	Also Used on Models
106090	Washer	41	SC. 10, 10-1, TR. 3, 4, PNT., ACV., HER.
106092	Circlip	41	SC. 10, 10-1, TR. 3, 4, PNT., ACV., HER.
106094	Reservoir Lid	41	SC. 10, 10-1, PNT., TR.4, ACV.
106095	Gasket	41	SC. 10, 10-1, PNT., HER., TR.4.
106155	Plunger	41	SC. 10, 10-1, PNT., HER.
106156	Spring	41	SC. 10, 10-1, TR. 3, PNT., HER.
106157	Valve Stem	41	SC. 10, 10-1, TR. 3, 4, PNT., ACV., HER.
106158	Valve Seal	41	SC. 10, 10-1, TR. 3, 4, PNT., ACV., HER.
106254	Reverse Operating Lever Assembly	23	SC. 10, 10-1, PNT., ACV., HER.
106262	Washer	22	SC. 10, 10-1, PNT., HER.
106268	Selector Fork	21	SC. 10-1, PNT., ACV., HER.
106269	Joint Washer	21	SC. 10, 10-1, PNT., ACV., HER.
106270	Washer	23	SC. 10, 10-1, PNT., ACV., HER.
106271	Washer	23	SC. 10, 10-1, PNT., ACV., HER.
106365	Thrower	22	SC. 10, 10-1, PNT., ACV., HER.
106388	Plunger Spring	22	TR. 3, SC. 10, 10-1, PNT., ACV.
106437	Joint Washer	20, 120	SC. 10, 10-1, PNT., ACV., HER.
106448	Fulcrum	23	SC. 10, 10-1, PNT., ACV., HER., TR.4.
106475	Pin	22	SC.10,10-1,PNT.,SC.8, ACV., HER.
106476	Screw	23	SC. 10, 10-1, PNT., ACV., HER.
106477	Screw	23	SC. 10, 10-1, PNT., ACV., HER.
106478	Pin	21	SC.10,10-1,PNT.,ACV. HER.
106481	Plunger	21	SC.10,10-1,PNT.,ACV. HER.
106489	Spring	21	SC.10,10-1,PNT.,ACV. HER., TR.4.
106663	Split Cone	5	ACV., HER., TR.2,3,4.
106664	Washer	32	SC.10,10-1,PNT.,HER.
106957	Stud	21	PNT., HER., TR.2,3.
107072	Gasket	42, 65	PNT., HER.
107099	Plug	20	SC. 10, 10-1, PNT., ACV., HER.
107193	Seal	32	SC.10,10-1,PNT.,HER.
107246	Plug	2	SC. 10, 10-1, PNT., ACV., HER.
107285	Windscreen Wiper Switch	68	SC.10,10-1,PNT.,ACV. HER., TR.2,3.

NUMERICAL INDEX

Part No.	Description	Page	Also Used on Models
107401	Dowel	7	SC. 10, 10-1, PNT., ACV., HER.
107741	Retainer	36	TR.2,3.
107857	Tab Washer	6	TR.2,3,4.
107858	Balance	6	TR.2,3,4.
107948	Wheel Nut—R.H.	34	TR.2,3,4.
107949	Wheel Nut—L.H.	34	TR.2,3,4.
108020	Selector Shaft	21	SC.10, PNT., ACV., HER.
108021	Selector Shaft	21	SC.10, PNT., HER.
108450	Wheel Nut Mallet	34	TR.2,3,4.
108495	Washer	6	TR.2,3,4.
108496	Bush	6	TR.2,3,4.
108499	Sleeve	6	TR.2,3,4.
108657	Brush, Horn Push Connection	56	HER., TR.4.
108756	Screw	19, 45	SC. 10, TR. 3, 4, PNT., ACV., HER.
108757	Oil Seal	20	SC. 10, 10-1, PNT., ACV., HER.
108860	Casing	57	STB., SC.10-1, TR.2,4, PNT., ACV., HER., V.3.
108935	Washer	31	SC.10, PNT., HER.
108936	Washer	31	SC.10, PNT., HER.
108937	Washer	31	SC.10, PNT., HER.
108938	Washer	31	SC.10, PNT., HER.
108939	Washer	31	SC.10, PNT., HER.
108976	Bolt	35	PNT., EN., STB., V.3, SC.8,10, 10-1.
108977	Rubber Bush	35	V.3, PNT., EN., STB., HER., SC.8,10, 10-1.
108979	Gear	31	SC.10, PNT., HER.
109023	Rocker No. 1	5	SC.10-1, PNT., ACV., HER.
109024	Rocker No. 2	5	SC.10-1, PNT., ACV., HER.
109049	Nut	32	SC.8,10, PNT., ACV., HER.
109050	Flange	22	SC.8,10, PNT., ACV.
109054	Seal	32	SC.10, PNT., HER.
109190	Seal	41	SC.10,10-1,PNT.,HER.
109438	Bolt	35	SC. 10, PNT., HER., TR. 4.
110376	Pin	31	SC. 10, PNT., HER.
110461	Strip	35	SC.10,10-1,PNT.,HER.
110748	Nut	4	
110777	Sealing Washer	49	
110907	Spacer	31	SC.10, PNT., HER.
110959	Adaptor	35	SC.10,10-1,PNT.,HER.
110960	Plate, Flexible Joint	35	SC.10,10-1,PNT.,HER.
110961	Flexible Joint Assembly	35	SC.10,10-1,PNT.,HER.
111054	Tappet	44	
111163	Valve Spacer	41	SC. 10, 10-1, TR. 3, 4, PNT., ACV., HER., SC.8.
111422	Thrust Washer	22	SC. 10, PNT., ACV., HER.
111423	Bush	22	SC. 10, PNT., ACV., HER.

Part No.	Description	Page	Also Used on Models
111424	Bush	22	SC.10, PNT., ACV., HER.
111870	Valve Spring Collar (Upper)	5	HER.
111871	Valve Spring Collar (Lower)	5	HER.
111872	Push Rod Tube	4	ACV., HER., PNT., SC.10.
111979	Taper Seal on Plunger	41	PNT., HER.
112394	Circlip	22	SC.10, PNT., ACV., HER.
112429	Stud	27, 32	SC.10,10-1,PNT.,HER.
112527	Clutch Throw-out Bearing	19	EN., SC.10,10-1, PNT., ACV., HER.
112626	Rear Gasket	120	
112654	Snap Ring	22	
113071	Spindle	23	SC.10, PNT., ACV., HER.
113087	Wheel Nut	34, 74	HER.
113150	Bolt	44	
113229	Thrust Washer	28	SC. 10, PNT., ACV., HER.
113256	Medallion	34	TR.3,4, T.2000, HER.
113270	Grommet	57	STB., SC. 10-1, EN., PNT., HER., V.3.
113569	Oil Filler Cap	5	TR.2,4, SC.8,10, 10-1, STB., EN., PNT., ACV., HER., V.3.
113797	Cup	22	SC. 10, PNT., ACV., HER.
113868	Selector Fork	21	SC. 10, PNT., ACV., HER.
114006	Thrust Button	32	
114438	Spring	39, 40	SC.8, 10, 10-1, ACV., HER.
114749	Washer	32	SC.8,10, PNT., HER.
114774	Taper Plug	2, 9, 20, 31, 94	SC.8,10, 10-1, ACV., EN., PNT., STB., TR.2,3,4, V.3, HER.
114781	Reverse Actuator	21	PNT., HER.
115459	Hose Assembly	42	
115706	Rubber Sleeve	66	STB., EN.
115783	Connector	49	
116011	Battery, 12 volt, 38 amp.	65	SC.8,10, 10-1, PNT., ACV., HER.
116012	Battery (Dry), 12 volt, 38 amp.	65	SC.8,10, 10-1, PNT., ACV.
116298	Sleeve	19	EN.
116511	Plug, Core	4	BRIG., 2 TON.
116535	Driven Plate Assembly	19	EN.
117400	Sleeve	69	STB., EN., PNT., V.3, HER., SC.8, SC.10, COUR., 7 CWT. VAN,ENDL.,T.2000.
117509	Washer	22	
117510	Oil Seal	20	ACV., SC.10, 10-1, PNT., HER.
117511	Bearing	20	ACV., SC.10, 10-1, PNT., HER.
117547	Cap, Bearing, Retaining	32	HER.
117575	Rubber Bush	33	
117578	Mounting Bush	31	HER.

NUMERICAL INDEX

Part No.	Description	Page	Also Used on Models
117852	Rear Hub Assy. (Inner)	32	HER.
117853	Bearing Needle Roller	32	HER.
117948	Ball Bearing	32	HER.
117952	Oil Seal	32	HER.
118040	Internal Gear Lever	24	PNT., HER.
118041	Gear Lever Shaft	24	PNT., HER.
118053	Seal, Oil, Shaft Top Cover	24	PNT., HER.
118054	Screw	24	PNT., HER.
118507	Bearing, Needle Roller	22	SC.10, PNT., ACV., HER.
118557	Retaining Stud	10	
118577	Steering Wheel	35	HER.
118599	Fulcrum Pin	33	HER.
118632	Plug	1	ACV., EN., SC. 10, HER., V.3.
118686	Plug	1	V.6.
118825	Shim	33	HER.
118826	Core Plug	31	HER.
118977	Lock Washer	26, 31	V.3, TR.2,3,4, EN.
119096	Bearing, End Thrust Speedo Drive Shaft	20	HER.
119097	Speedo Assembly, Bearing	20	HER.
119099	Oil Seal	20	HER.
119100	Speedo Driven Gear	20	HER.
119131	Speedo Driving Gear	22	
119142	Bolt	33	
119251	Cap, Retainer Spring	24	PNT., HER.
119252	Reverse Baulk Spring	24	PNT., HER.
119262	Bush, Operating Shaft	24	PNT., HER.
119263	Circlip	24	HER., PNT.
119272	Top Wishbone Arm and Bush Assembly	27	HER.
119312	Spring	5	V.6.
119313	Spring	5	V.6.
119322	Washer	5, 118	V.6.
119324	Spherical Washer	10	V.6.
119331	Grommet	17	V.6.
119389	Wheel	6	V.6.
119390	Deflector	6	V.6.
119450	Rubber Bush	29	
119451	Rubber Bush	27, 28, 33	HER.
119542	Gasket	9, 118	V.6.
119571	Nylon Bearing	32	HER.
119572	Distance Pin	32	HER.
119573	Dished Washer	24	PNT., HER.
119575	Pedal Shaft	40	HER.
119581	Pedal, Mounting Bracket	40	HER.
119583	Master Cylinder Brake and Clutch Support Bracket	41	HER.
119616	Warning Light Flasher	68	
119622	Guide	4	V.6.
119729	Bolt, Connecting Rod Attachment	7	V.6.
119730	Tab Washer, Locking Bolts	7	V.6.
119758	Stud	1	V.6.
119759	Washer	5	V.6.
119811	Push Rod	5	V.6.
119812	Connecting Rod Assembly	7	V.6.
119813	Bush, Small End	7	V.6.
119889	Countershaft	23	ACV.

Part No.	Description	Page	Also Used on Models
119891	Front Retaining Ring	23	ACV.
119892	Rear Retaining Ring	23	ACV.
119893	Needle Rollers	23	ACV.
120044	Pivot Bracket, Front End, L.H.	33	HER.
120045	Pivot Bracket, Front End, R.H.	33	HER.
120124	Pin	44	ACV., HER., PNT., SC.10, TR.2,3.
120132	Rear Wheel Cyl. Assy.	38	ACV., PNT.
120134	Dust Cover	45	PNT., ACV., HER.
120137	Spring Plate	45	ACV., PNT., SC. 10, HER.
120138	Retaining Plate	45	ACV., PNT., SC. 10, HER.
120139	Dust Cover	45	ACV., PNT., SC. 10, HER.
120142	Adjuster Unit Assembly	44	PNT., ACV., HER., SC.10, TR.2,3,4.
120305	Joint Washer	24	
120307	Plate, Reverse, Baulk	24	PNT., HER.
120308	Master Cylinder Assembly (Clutch)	41	HER.
120570	Bush, Spherical	24	HER.
120580	Trip, Reset, Flexible	67	
120694	Angle Drive	121	
120844	Stud, Carb. Attachment	10	V.6.
120941	Shim	36	HER., TR.4.
120946	Plunger	36	HER.
120948	Bellows	36	TR.4.
120949	Shim	36	HER.
120953	Spring	36	TR.4.
120955	Socket, Ball	36	TR.4.
120957	Washer, Tab	36	TR.4.
120959	Shim	36	
120968	Nut, Lock	36	TR.4.
121251	Valve Spring	5	ACV., HER., SC. 10, PNT.
121254	Link, Bonnet Attachment	81	HER.
121255	Spacer, Bonnet Attachment	81	HER.
121267	Flasher Unit	56	
121269	Starter Solenoid Switch	55	HER., TR.4.
121295	Wheel Nut—R.H.	34	TR.4.
121296	Wheel Nut—L.H.	34	TR.4.
121297	Wheel Nut Spanner	34	TR.4.
121398	Oil Pressure Indicator Switch	3	HER., EN., ACV.
121400	Lamp Assembly, Stop Tail, Flasher	62	
121401	Reflex Unit	62	
121699	Compensating Selector	43	HER.
121755	Seal, Dust (Rubber)	43	HER.
121757	Bearing	43	HER.
121758	Tab Washer	43	HER.
121759	Shouldered Pin	43	HER.
121760	Felt, Seal	43	HER.
121762	Bracket, Fulcrum Assy., Relay Lever	73	
121765	Bracket, Fulcrum, Handbrake Lever	73	

NUMERICAL INDEX

Part No.	Description	Page	Also Used on Models
121766	Handbrake Cable Assembly	43	HER.
121770	Flange	32	HER.
121782	Connector, Double End Union	42	
121860	Tab Washer	32	HER.
121862	Bolt	32	HER.
121997	Temperature Transmitter	67	
122022	Shim	28	HER.
122092	Windscreen Wiper Tubing	57	HER.
122126	Oil Seal	28	HER.
122132	Plug	9	
122136	Filler Cap Assembly	46	HER.
122137	Upper Spring Assy. Plate	29	HER.
122229	Rubber Gasket	61, 62	
122252	Pedal Assembly, Clutch	40	
122257	Valve	5	V.6.
122258	Valve	5	V.6.
122289	Pedal Pad (Rubber)	40	HER.
122296	Push Rod Assembly	41	HER.
122392	Spring	37	HER.
122438	Accelerator Mounting and Stop Bracket	37	HER.
122496	Nylon Bearing	28	
122509	Ball Joint Assembly	27	HER.
122525	Clip	35	
122529	Upper Steering Column Assembly	35	
122534	Lower Trunnion Dirt Seal	28	
122536	Dirt Seal	33	
122569	Joint Washer	20	SC.8, 10, HER., ACV., PNT.
122653	Setscrew	21, 24	SC.8, 10, HER., EN., PNT., ACV., TR.4.
122669	Steering Column Clamp	35	TR.4.
122689	Outer Flexible Mounting	25	
122695	Connection, Petrol Pipe	16	V.6.
122707	Joint Washer	12, 118	V.6.
122718	End Cap	35	TR.4.
122719	Bearing Washer	35	
122744	Thermostat Unit (Winter Setting)	117	
122745	Spanner, Open End, ½" A/F, 7/10" A/F	50, 119	
122746	Pouch, Tool	50, 119	
122759	Foot Dipper Switch	65	ACV., HER., TR.2,3,4.
122779	Stop Light Switch	42, 65	
122780	Gasket	42, 65	
122781	Wheelbox Assembly	57	HER.
122796	Connector, Tank to Pipe	49	
122806	Nave Plate	34	HER.
123100	Rear Damper	33	HER.
123135	Operating Lever Wheel Cylinder Assembly	45	HER.
123231	Cap, Spring Plate	29	
123286	Gauge Unit Cover	49	
123287	Stiffener Plate	26	
123312	Bolt	28	HER.
123415	Exhaust Pipe Gasket	28, 48, 118	V.1.
123451	Body Harness	65	HER.

Part No.	Description	Page	Also Used on Models
123502	Bracket	30	HER.
123602	Earth, Tail Lamp	65	HER.
123694	'U' Bolt	30	HER.
123715	Lifting Eye—Rear	3	V.6.
123716	Lifting Eye—Front	3	V.6.
123760	Clamp	10, 11	V.6.
123761	Clamp Plate	10, 11	V.6.
123803	Screw, Bearing	32	HER.
123813	Shim, .009"	31	HER.
123814	Shim, .013"	31	HER.
123817	Shim, .020"	31	HER.
123962	Take-off Pipe Seal	49	HER.
123998	Rubber Bush	30	HER.
124954	Breather Pipe, Gasket	3	V.6.
125054	Bolt	24	
125074	Stud, Anti-roll Bar	30	HER.
125170	Front Petrol Pipe Connector	49	
125189	Fuse Box	65	HER., EN., TR.4.
125195	Ignition Coil	51	TR.3,4.
125217	Dust Cover	40	HER.
125245	Switch	69	HER.
125441	Front Road Spring Packing	29	HER.
125469	Clip, Harness Cable	66	HER.
125481	Link Assembly—L.H.	30	HER.
125482	Link Assembly—L.H.	30	HER.
125505	Gauge	50, 119	SC.8, 10, HER., PNT., TR.4.
125531	Sealing Ring	11, 118	V.6.
125631	Oil Seal in Timing Cover	7	V.6.
125733	Strut, Lower Wishbone	28	HER.
125781	Locating Screw	35	TR.4.
125782	Locating Plate	35	TR.4.
125905	Speedo Cable Bracket	67	HER.
125957	Lead	66	V.6.
126019	Cable, Temperature Gauge to Temp. Transmitter	67	
126022	Bulbholder & Cable, Temperature Gauge	67, 118	
126264	Cable, Earth Temp. and Oil Gauge	67, 118	
126322	Dynamo Pulley	18	ACV., HER.
126575	Gaiter	36	
126577	Clip, Gaiter	36	TR.4.
126586	Accelerator Pedal and Support Bracket Assy.	37	HER.
126587	Accelerator Pedal	37	HER.
126607	Top Cover Extension Cap	24	HER.
126746	Bracket Assembly (Reverse Light Switch)	118	
126750	Arm Operating Assembly	118	
126754	Dowel	24	HER.
126765	Spring	36	HER.
126767	Tail Pipe (Exhaust)	96	
126784	Pedestal Distributor	8	V.6.
126785	Distributor Gear	8	V.6.
126786	Distributor and Oil Pump Drive Shaft	8	V.6.
126787	Bush	1	V.6.
126792	Overdrive Relay	120	

NUMERICAL INDEX

Part No.	Description	Page	Also Used on Models
126901	Washer	15, 118	V.6.
126902	Washer	15, 118	V.6.
126938	Bearing	6	V.6.
127311	Cable Assembly	43	HER.
127380	Overdrive Inhibitor Switch	118, 121	
127398	Dowel (Special), Inlet Manifold Attachment	4	
127400	Oil Pump Assembly	2	
127401	Oil Pump Cover Assembly	2	
127651	Ignition and Starter Switch	73	V.6, TR.4.
127652	Tube	2	V.6.
127653	Dipstick	2	V.6.
127689	Link	15	V.6.
127732	Body	2	
127740	Actuator Shaft	120	
127741	Coupling, Gear Lever Shaft	24	HER.
127745	Thermostat Unit, 71°C. opening	9	V.6.
127751	Adaptor	93	V.6.
127883	Flywheel to Crankshaft Dowel	6	ACV., TR.4.
127916	Rear Number Plate Lamp	64	
127995	Pinion, R.H.S.	36	TR.4.
127996	Pinion, L.H.S.	36	TR.4.
127997	Bush, Pinion	36	HER., TR.4.
127998	Bush, Pinion, Upper	36	TR.4.
127999	Washer, Thrust, Upper	36	TR.4.
128000	Washer, Thrust, Lower	36	TR.4.
128001	End Plug	36	TR.4.
128002	Bush, Rack Tube	35	TR.4.
128004	Bellows, Pinion End	36	TR.4.
128008	Pin	36	TR.4.
128020	End Cover	35	TR.4.
128021	'O' Ring	36	TR.4.
128022	Locknut	36	TR.4, SP.4, HER.
128023	Ball Pin	36	TR.4.
128024	Ball Housing	36	TR.4.
128087	Washer	68	V.6, TR.4, T.2000.
128088	Washer	68	V.6, TR.4, T.2000.
128089	Washer	56, 69, 93	V.6, T.2000.
128133	Unit Package	32, 34	HER.
128135	Yoke Shaft Assembly	32	HER.
128188	Reflector	63	HER.
128192	Lamp, Reverse	118	
128217	Flexible Connection	15	
128262	Suction Pipe Sleeve	15	
128265	Lead, Feed, Reverse Lamp Switch	118	
128266	Harness, Reverse Lamp to Switch	118	
128267	Lead, Earth, Reverse Lamp	118	
128334	Valve, Inner Collar	5	ACV.
128335	Valve, Outer Collar	5	ACV.
128348	Bolt	34	HER.
128352	Spring Plate	33	HER.
128356	Shim	26	
128373	Inner Dished Washer	24	HER.
128383	Lighting Switch	56	SP.4.
128391	Big End Bearing	7	V.6.

Part No.	Description	Page	Also Used on Models
128404	Sparking Plug	18	V.6.
128424	Pedestal	5	V.6, HER.
128425	Pedestal	5	V.6, HER.
128469	Flinger	32	HER.
128651	Circlip .058"/.059"	22	HER.
128738	Engine Lead Complete No. 1	18	
128739	Engine Lead Complete No. 2, 3	18	
128740	Engine Lead Complete No. 6	18	
128741	Engine Lead Complete No. 4	18	
128742	Engine Lead Complete No. 5	18	
128774	Engine Lead	18	V.6.
128870	Baffle, Breather Pipe	3	V.6.
128918	Tubing, Choke Control fitted on Link Wire	15	
128919	Wire, Link, Choke Control	15	
128978	Oil Seal	32	HER.
129058	Push Rod	5	
129059	Piston Assembly	7	
129060	Compression Plated Ring	7	
129061	Compression Tapered Ring	7	
129062	Scraper Ring	7	
129063	Gudgeon Pin	7	
129101	Wire Mesh	3	V.6.
129118	Bush	24	ACV.
129119	Sleeve	24	ACV.
129121	Gear Lever	24	HER.
129361	Bolt	34, 121	
129619	Stud	10	
129650	Tapping Plate	26	
129781	Bolt	31	HER.
129795	Gauze Strainer	2	
129839	Circlip	22	
129889	Adaptor	1	
129897	Outer Hub Bearing	32	
129914	Bracket Assembly, L.H.	56	
129915	Bracket Assembly, R.H.	56	
129917	Oil Filter Assembly (Full Flow Type)	11	V.6.
129925	Oil Filter Element	11	V.6.
129952	Operating Shaft Assembly	24	HER.
129961	Inner Ball Joint Assembly	36	TR.4.
129963	Sleeve, Adaptor	36	TR.4, SP.4, T.2000, HER.
130031	Shim, .002"	36	TR.4.
130032	Shim, .010"	36	TR.4.
130034	Wiper Arm, R.H.S.	57	HER.
130034/TEX	Wiper Arm R.H.S.	57	HER.
130035	Wiper Arm, L.H.S.	57	HER.
130035/TEX	Wiper Arm, L.H.S.	57	HER.
130036	Windscreen Wiper Blade	57	V.6.
130036/TEX	Wiper Blade	57	HER.
130355	Differential Bearing	31	HER.
130449	Sparking Plug	18	
130484	Bracket	26	HER.
130544	Windscreen Wiper	68	TR.4, SP.4.

NUMERICAL INDEX

Part No.	Description	Page	Also Used on Models	Part No.	Description	Page	Also Used on Models
130545	Washer	68	SP.4.	132115	Stud	120	
130546	Overdrive Switch, L.H.S.	120		132125	Master Cylinder Assembly (Brake)	41	
130757	Lower Wishbone Fulcrum Bracket (Front)	28		132130	Steering Column Upper Assembly, Locking	35	HER.
130758	Lower Wishbone Fulcrum Bracket (Rear)	28		132135	Switch Ignition Starter & Steering Column Lock Device Assy.	35, 68	TR.4, SP.4, HER.
130813	Insert, Exhaust Valve Seat	4	V.6.	132239	Rod, Push	19	
130814	Insert, Inlet Valve Seat	4	V.6.	132292	Front End Cover Oil Seal	20	
130879	Overdrive Switch, R.H.S.	120		132293	Reverse Idler Gear Assy.	23	
130907	Breather Assembly	3		132296	2nd Speed Gear	22	
131008	Rear Road Spring Stud	31	HER.	132297	Clutch Slave Cylinder Assy.	19	
131102	Blade, Spring	33	HER.	132299	Inner Axle Shaft Assembly	32	
131118	Pin, Centre	33	HER.	132300	Outer Axle Shaft and Flinger Assy. (B.R.D.)	32	
131144	Cable, Fuel Gauge to Temperature Gauge	67		132304	Drain Pipe	10	
131227	Horn Push Assembly	56	HER., TR.4.	132321	Flywheel Assembly	6	
131233	Nut, Jam, L.H. Thread	81	HER.	132328	Flange, Yoke	32	
131234	Stay Rod, Bonnet	81	HER.	132356	Bracket	37	
131246	Knob	24	TR.4.	132359	Support Bracket	17	
131273	Toggle Switch, Heater	56, 69, 93, 94	HER.	132360	Tube	17	
131274	Flasher Indicator Switch	56	HER.	132365	Mounting Bracket, R.H.S.	42	
131294	Accelerator Control Cable Inner (R.H.S. only)	37		132366	Mounting Bracket, L.H.S.	42	
131295	Accelerator Control Cable Outer (R.H.S. only)	37		132435	Rear Axle Mounting Brkt.	26	
131312	Handbrake Lever Grip	43	HER., TR.4.	132439	Bolt	44	
131437	Fuel Gauge	67		132446	1st/2nd Gear and Sleeve Assembly	22	
131438	Fuel Gauge	67		132450	Ball Joint Assembly	36	
131439	Temperature Gauge	67		132495	Stud, Rocker Pedestal	4	
131535	Spring, Piston	2		132569	Stop Light Switch	65	HER., ENDL.
131567	Rear Hub and Stud Assy.	32	HER.	132586	Lever Assembly	43	
131570	Starter Motor Packing	54	HER.	132588	Rod Assembly, Handbrake	43	
131796	Mounting Rubber	31		132589	Handbrake Assembly	43	
131806	Spring, Pull-off, Handbrake Rear Cable	43		132614	Front Stowage Bracket	30	
131807	Plate, Spring Anchor	39, 43		132615	Bracket	26	
131812	Switch	69	SP.4, TR.4.	132634	Top Hose	46, 47	
132023	Bolt	32		132635	Bottom Hose	46, 47	
132038	Shim, Lower Trunnion	28		132637	Overflow Pipe	46	
132039	Distance Piece	28		132639	Pipe Clip	48	
132044	Nipple, Cable Attachment	37		132650	Circlip	32	
132053	Screwed Cap	36		132664	Oil Seal Assembly	27	
132055	Shim	36		132665	Hub End Cover	27	
132063	Bottom Trunnion Assy., L.H.	28		132666	'D' Washer	27	
132064	Bottom Trunnion Assy., R.H.	28		132667	Retainer, Felt Seal	27	
132065	Stub Axle	27		132668	Felt, Seal	27	
132066	Hub Bearing, Inner	27		132669	Front Engine Mounting	25	
132077	Clutch Housing and Front End Cover Assembly	20		132673	Lighting Switch—Offside, Head and Flashing	56	
132078	Front End Cover	20		132674	Lighting Switch—Dip, Side and Flashing, L.H.S.	56	
132079	Fulcrum Pin	20		132751	Accelerator Control Cable, Outer	37	
132080	Clutch Operating Lever Assembly	19		132752	Accelerator Control Cable, Inner	37	
132097	3rd Speed Gear	22		132753	Support Bracket	37	
132104	Suspension Bracket, R.H.	26		132763	Rear Vertical Link Assy., R.H.	33	
132105	Suspension Bracket, L.H.	26		132764	Rear Vertical Link Assy., L.H.	33	
132107	Piston, Oil Relief	2					

NUMERICAL INDEX

Part No.	Description	Page	Also Used on Models
132856	Bolt	31	
132869	Switch	42	
132872	Bolt, Dowel	21	
132873	Stud, Engine Plate to Gearbox	1	
132881	Hub Assembly	32	
132898	Hose, Radiator to Header Tank	46	
132912	Radius Arm Assembly	33	
132958	Hose	42	
133034	Strut Assembly—L.H.	26	HER.
133035	Strut Assembly—R.H.	26	HER.
133037	Body Harness	65	
133043	Clip	42	
133071	Horn Mounting Bracket	56	
133103	Grease Plug	36	
133120	Gauge	118	TR.4, HER.
133121	Gauge	118	TR.4, HER.
133134	Bracket, Gearbox Mounting	25	
133233	Lead, Engine to Earth	66	
133234	Key, Crankshaft Chainwheel	6	
133235	Sleeve	6	
133238	Fan Adaptor	6	
133239	Pulley	9	
133240	Dynamo Pedestal	18	
133241	Bracket	18	
133243	Adjusting Link	18	
133244	Pulley and Damper	6	
133258	Bearing Housing Assembly	9	
133277	Brake Pedal Assembly	40	
133279	Bracket Assembly, Pedal	40	
133284	Engine Mounting Bracket Assembly, R.H.	2	
133285	Engine Mounting Bracket Assembly, L.H.	2	
133289	Seal, Mounting	17	
133319	Bracket	119	SP.4, T.2000, HER.
133322	Horn Switch	56	TR.4, SP.4.
133325	Lead, Horn Extension	56	
133326	Lead, Horn Extension	56	
133363	Horn Assembly, High Note	56	
133450	Master Cylinder Brake Support Bracket	56	
133534	Pipe Assembly	42	SP.4.
133568	Rubber, Mounting, Rear Axle, Upper	31	
133587	Flange, Coupling	98	
133770	Bracket Assembly	121	
133771	Operating Arm Assembly	120	
133788	Bracket, Steering Mounting, L.H.	26	
133789	Bracket, Steering Mounting, R.H.	26	
133803	Short Stud	1	
133804	Short Stud	1	
133805	Stud	1	
133823	Clip	12	
133872	Mounting Rubber, Steering	36	
133874	Clamp	36	
133875	Reinforcement Plate	36	

Part No.	Description	Page	Also Used on Models
133996	Cylinder Lining	2	
134056	Pipe Assembly—L.H.	42	
134057	Pipe Assembly—R.H.	49	
134174	Starter Solenoid Switch (Cold Climate)	55	SP.4, HER.
134175	Ignition Coil (Cold Climate)	51	SP.4, HER.
134216	Bracket Assembly	120	
134219	Overdrive Mounting Platform Assembly	120	
134229	Flexible Mounting	120	
134290	Shaft	21	SP.4, HER.
134301	Earth Lead	66	
134329	Overdrive Harness	120	
134330	Gearbox Harness	120	
134345	Bracket	48	
134416	Washer	48	
134540	Bearing, Cross-shaft, R.H.S.	38	
134576	Tab, Return Spring	37	
134578	Lever, Carb. Throttle, fitted on Link	15	
134634	Rear Damper, Heavy Duty	33	
134635	Damper, Front	29	
134688	Pinion—L.H.S.	36	TR.4, SP.4.
134689	Pinion—R.H.S.	36	SP.4.
134761	Cover, Top, Sub-Assembly	21	
134811	Front Damper and Road Spring Complete Assy.	29	
134821	Lever and Spindle Assembly Relay	44	
134823	Foot, Mounting Header Tank (Rear)	46	
134829	Foot, Mounting Header Tank (Front)	46	
134862	Relay Lever Assembly	43	
134878	Link, Accelerator Cross-shaft to Relay Actuating Lever	43	
134879	Link, Relay Lever to Carburettor Lever	44	
134880	Relay, Actuating Lever	44	
134882	Link and Lever Assembly	15	
134891	Arm	52, 53	SP.4.
134887	Engine Lead Complete, No. 4	18	
134953	Washer, Felt, Accelerator Cross-shaft	43	
134955	Bracket Assembly, Accelerator Cross-shaft	43	
134985	Pedal Accelerator	43	
134997	Accelerator Pedal and Support Bracket Assy.	43	
134998	Bracket Assy., Accelerator Mounting and Stop	43	
136402	Header Tank Assembly	46	SP.4.
136451	Rear Wheel Cylinder Assy.	45	
136487	Spring, Valve	5	SP.4, HER.
136666	Pedal—R.H.S.	40	HER.
136824	Clutch Cover Assembly	19	
136908	Piece, Three-way	42	BRIG., SP.4, HER.
136939	Connection—Five-way	42	SP.4, HER.

NUMERICAL INDEX

Part No.	Description	Page	Also Used on Models
136968	Extension	39	
136990	Plunger	21	SP.4, HER.
137075	Connection—Five-way	42	HER.
137248	Pedal—R.H.S.	38	V.6.
137257	Accel. Pedal and Support Bracket Assy.—R.H.S.	38	
137308	Spring, Ring	122	
137373	Packing	54	T.2000.
137374	Oil Retaining Cover, Rear	2	T.2000, HER., V.6.
137532	Spring	23	
137630	Foot Dipper Switch	65	T.2000.
137632	Radiator Overflow Bottle	47	T.2000.
137691	Cap, Filler	47	T.2000.
137743	Cap, Overflow	52	T.2000.
137801	Stop, Rebound	20	HER.
137841	Valve, Exhaust	5	T.2000.
138051	Ring, Sealing	28	SP.4, HER.
138086	Piece, Distance	20	HER.
138092	Bearing	20	HER.
138100	Hose	16	
138126	Plate	3	T.2000.
138176	Cap, Oil Filler	5	T.2000, SP.4, HER.
138316/O	Cable	67	SP.4.
138316/I	Cable	67	
138476	Adaptor	118	HER.
138477	Pipe	118	HER.
138526	Bolt	6	T.2000, SP.4, HER., V.6
138529	Bolt	7	SP.4, V.6, HER.
138548	Connecting Rod Assembly	7	T.2000, V.6.
138667	Pad, Lining	44	SP.4, HER.
138669	Lead	67	
138684	Insert	24	HER.
138685	Bush	24	SP.4, HER.
138686	Bush	24	SP.4, HER.
138701	Gasket	9	T.2000, HER., V.6.
138715	Pedal—L.H.S.	40	HER.
138717	Bracket Assy.—R.H.S.	40	HER.
138767	Shim—R.H.	44	SP.4, HER.
138768	Shim—L.H.	44	SP.4, HER.
138791	Washer	12	V.6, T.2000.
138792	Gasket	9	T.2000, V.6.
138802	Pedal—R.H.S.	40	HER.
138803	Bracket Assy.—R.H.S.	40	HER.
138892	Clip	15	HER., V.6, T.2000.
138926	Operating Valve	122	
139243	Harness, Overdrive	120	
139288	Cover Assembly, Body	2	
139500	Engine Lead Complete, No. 2	18	
139521	Bracket—R.H.	26	HER.
139522	Bracket—L.H.	26	HER.
139523	Pipe Assembly—L.H.	42	HER.
139529	Stop Light Switch	65	
139536	Heater Switch Toggle	69, 93	
139538	Engine Lead Complete, No. 1	18	
139539	Engine Lead Complete, No. 3	18	
139540	Engine Lead Complete, Nos. 5 & 6	18	

Part No.	Description	Page	Also Used on Models
139541	Engine Lead	18	
139564	Switch	68	
139566	Nut	68	
139567/O	Cable	67	
139567/I	Cable	67	
139836	Stud	1	T.2000.
139909	Clip—R.H.S. & L.H.S.	38	
139916	Pedal—R.H.S.	38	
139918	Accelerator Pedal and Support	38	
139924	Accelerator Pedal and Support Bracket Assy.—L.H.S.	38	
139925	Pedal—L.H.S.	38	
139978	Flywheel Assembly	6	
140038	Tail Pipe Finisher	127	HER.
140104	Lever	13	
140106	Link	39	
140136/O	Cable	67	
140136/I	Cable	67	
140549	Clip	35	
140626	Flasher Indicator Switch	56	
140755	Steering Column Upper Assembly	35	
140892	Bearing	28, 119	
140893	Piece, Distance	28, 119	
140894	Water Shield	28, 119	
140919	Bottom Trunnion Assy.—R.H.	28	
140920	Bottom Trunnion Assy.—L.H.	28	
140970	Thermostat Unit (82° C. opening)	9	
141218	Bearing	32	
141221	Piece, Distance	32	
141435	Dirt Seal	32	
141443	Shim	32	
141444	Shim	32	
141625	Steering Column Upper Assembly, Locking	35	
141998	Hose	94	
141999	Hose	93	
142123	Pipe, Overflow	47	
142167	Washer	31	
142168	Washer	31	
142276	Body Assembly	9	
142597	Hub Adaptor—R.H.	34	
142598	Hub Adaptor—L.H.	34	
142701	Adaptor Nut	34	
200535	Starter Motor	54	SC.10, 10-1, PNT., ACV., HER.
201312	Joint Washer	7, 118	SC.10, PNT., ACV., HER.
201316	Housing	9	SC.10, PNT., ACV., HER.
201350	Gear, Ring	6	SC.10, 10-1, PNT., ACV., HER.
201403	Fan Belt	6	SC.10, PNT., ACV., HER.
203077	Front Brake Drum	45	HER.

NUMERICAL INDEX

Part No.	Description	Page	Also Used on Models
203925	Cylinder Head Assembly	4	
204679	Mainshaft	22	ACV., SC.8, 10, 10-1, PNT., HER., ACV., 7 CWT. VAN.
204731	Washer	2, 118	V.6.
204736	Rocker Shaft	5	V.6.
204741	Horn Assembly Clip	56	SC.10, HER., TR.4.
204878	Tube	4	
205053	Channel, Side Assembly	26	
205303	Gauge Unit, Petrol Tank	49	
205456	Front Engine Plate	3	ACV., HER., SC.10.
205457	Washer	3, 118	ACV., SC.10, HER.
205504	Tie Rod Lever—R.H.	28	HER.
205505	Tie Rod Lever—L.H.	28	HER.
205526	Side Lamp Flasher	61	
205554	Motor Tubing	57	HER.
205593	Clutch and Brake Pedal Assembly	40	HER.
205642	Lower Steering Column	35	
205997	Petrol Pipe	49	
206540	Flasher—Side Lamp (U.S.A. & Canada only)	62	HER.
206623	Petrol Pump Assembly	12	V.6.
206685	Lower Wishbone Assy.—R.H.	28	HER.
206686	Lower Wishbone Assy.—L.H.	28	HER.
206977	Side Lamp Flasher	62	
207093	Anti-roll Bar	30	HER.
207492	Timing Cover Assembly	7	V.6.
207857	Joint Washer	10, 118	
207939	Air Box Assembly	17	
208001	Axle Casing Assembly	31	HER.
208022	Front Damper	29	
208058	Rack	35	HER.
208142	Gearbox, Mainshaft	120	
208246	Outrigger Assembly, R.H. Intermediate	26	
208247	Outrigger Assembly, L.H. Intermediate	26	
208338	Propellor Shaft	121	
208652	Gasket, Cylinder Head	4, 118	
208659	Horn Assy., High Note (Windtone)	56	
208660	Horn Assy., Low Note (Windtone)	56	
208713	Shield, Dust—L.H.	44	
208715	Friction Disc	44	
208716	Caliper Mounting Plate, R.H.	28	
208717	Caliper Mounting Plate, L.H.	28	
208718	Shield, Dust—R.H.	44	
208750	Rear Outrigger Assembly, R.H.	26	
208751	Rear Outrigger Assembly, L.H.	26	
208788	Gear, Cluster	23	
208820	Constant Pinion Shaft	22	
208833	Rear Engine Plate	3	

Part No.	Description	Page	Also Used on Models
208893	Front Outrigger Assembly, R.H.	26	
208894	Front Outrigger Assembly, L.H.	26	
208914	Distributor Assy., High Comp. Ratio Engine	51	
208923	Rocker Cover Assembly	5	
208935	Bracket, R.H.	26	VIT., HER.
208936	Front Brake Caliper Assy., L.H.	44	
208937	Front Brake Caliper Assy., R.H.	44	
208938	Front Carburettor Assy.	14	
208939	Rear Carburettor Assy.	14	
208942	Propellor Shaft (B.R.D.)	34	
208943	Rear Damper Mounting Assembly	26	
208952	Voltage Current Regulator	65	
209000	Dynamo	54	
209009	Road Spring Assembly	29	
209012	Front Cross Tube Assy.	31	
209014	Water Elbow	46, 47	
209036	Speedometer—Mile	67	
209037	Speedometer—Kilo	67	
209049	Cylinder Head Assembly, with Valves and Springs (7 to 1 ratio)	4	
209058	Front Exhaust Pipe Assy.	48	
209072	Vertical Link—R.H.	32	
209073	Vertical Link—L.H.	32	
209244	Fan Assembly	6	
209250	Horn Assy., High Note (Windtone)	56	
209251	Horn Assy., Low Note (Windtone)	56	
209256	Brake Pedal Assembly	40	
209257	Rear Brake Assembly, L.H.	44	
209258	Rear Brake Assembly, R.H.	44	
209259	Back Plate—L.H.	44	
209260	Back Plate—R.H.	44	
209314	Extension Brake, Master Cylinder Reservoir	30	
209330	Bracket, Damper Support Assembly—R.H.	26	
209331	Bracket, Damper Support Assembly—L.H.	26	
209333	Mounting Plate	31	
209343	Pipe Assembly—R.H.	42	
209360	Bracket—R.H.	26	HER., VIT.
209361	Bracket—L.H.	26	HER.
209402	Front Damper and Road Spring Complete Assy.	29	
209403	Bonnet Stay Assy.—R.H.	81	
209404	Bonnet Stay Assy.—L.H.	81	
209471	Accelerator Cross-shaft, R.H.S. only	38	
209499	Lamp Assy., Stop, Tail and Flasher, Red Lens (U.S.A. & Canada only)	63	
209503	Pipe Assembly	49	

NUMERICAL INDEX

Part No.	Description	Page	Also Used on Models
209504	Pipe Assembly	42	
209543	Rev. Counter	67	SP.4.
209590	Gearbox Extension Assy.	20	
209799	Accelerator Cross-shaft Assembly—L.H.S. only	38	
209815	Platform, Rear Engine Mtg.	25	
209882	Brake Pedal Assy.—R.H.S.	40	HER.
210829	Tube Assembly	4	T.2000.
210860	Cylinder Head Assembly	4	
210892	Plate—R.H.	28	SP.4, HER.
210893	Plate—L.H.	23	SP.4, HER.
210907	Air Box Assembly	17, 21	
210908	Rocker Cover Assembly	5	T.2000.
210926/M	Jack Assembly	50, 119	SP.4, HER.
210926/MH	Handle, Jack	50, 119	HER.
210926/P	Jack Assembly	50, 119	HER.
210926/PH	Handle, Jack	50, 119	HER.
210926/S	Jack Assembly	50	
210926/SH	Handle, Jack	50	HER.
210957	Carburettor Assy.—Front	13	
210958	Carburettor Assy.—Rear	13	
210976	Cylinder Head Assembly	4	
210988	Caliper Assembly—L.H.	44	SP.4, HER.
210989	Caliper Assembly—R.H.	44	SP.4, HER.
211125	Washer	2	T.2000, V.6.
211126	Washer, Joint	7	T.2000, HER., V.6.
211127	Brake Pedal Assy.—L.H.S.	40	HER.
211138	Belt, Fan	6	
211166	Brake Pedal Assy.—R.H.S.	40	HER.
211399	Pipe Assembly—R.H.	42	HER.
211403	Speedometer—Mile	67	
211404	Speedometer—Kilo	67	
211407	Distributor Assembly	51	
211414	Distributor Assembly	53	
211514	Rear Engine Plate	3	
211529	Fan Assembly	6	T.2000.
211544	Plate	31	HER.
211555	Washer	10	V.6.
211737	Carburettor Assy.—Rear	13	
211986	Fan Assembly	6	
212124	Lamp Assembly, Stop, Tail and Flasher, Amber Lens	63	
212146	Bracket	47	
212344	Wire Wheel	34	
303163	Body, Water Pump	9	V.6.
303727	Rear Transverse Road Spring Assembly	33	HER.
303727M	Main Leaf	33	HER.
303804	Road Wheel	34	SP.4, HER.
304259	Road Wheel	34	
304570	Extension, Top Cover	24	
304932	Oil Sump Assembly	2	
304950	Crankshaft	6	
304982	Differential Casing	31	HER.
305137	Gearbox Adaptor	120	
305273	Exhaust Manifold	10	
305288	Rear Transverse Road Spring	33	HER.
	(Saloon & Convertible)		
305294	Inlet Manifold	10	

Part No.	Description	Page	Also Used on Models
305306	Radiator Block Assembly	46	
305452	Suction Pipe, Carburettor to Distributor	15	
305454	Pipe Assembly, Pump to Carburettor	12	
305461	Extension, Rear Frame Assembly—R.H.	26	
305462	Extension, Rear Frame Assembly—L.H.	26	
305489	Extension, Front Frame Assembly—R.H.	26	
305492	Extension, Front Frame Assembly—L.H.	26	
305506	Air Cleaner Assembly	17	
305523	Main Harness—L.H.S. (U.S.A. only)	66	
305559	Petrol Tank Assembly	49	
305560	Exhaust Silencer and Tail Pipe Assembly	48	
305562	Headlamp Assy.	58, 59, 60	R.H.S.
305562/B	Headlamp Assy.—Inner	58	
305563	Headlamp Assy., Inner Main Beam	59	
305564	Headlamp Assy., Inner Main Beam	53	
305565	Headlamp Assy., Inner Main Beam	61	
305566	Headlamp Assy., Inner Main Beam	60	
305569	Headlamp Assy., Outer Main and Dip Beam—R.H.S.	58	
305569/B	Headlamp Assy.—Outer	58	
305570	Headlamp Assy., Outer Main and Dip Beam	59	
305571	Headlamp Assy., Outer Main and Dip Beam	58	
305572	Headlamp Assy., Outer Main and Dip Beam	61	
305573	Headlamp Assy., Outer Main and Dip Beam	60	
305574	Headlamp Assy., Outer Main and Dip Beam	59	
305575	Headlamp Assy., Outer Main and Dip Beam	60	
305588	Pipe, Water Return Assy.	99	
305592	Bracket—R.H.	26	
305593	Bracket—L.H.	26	
305622	Main Harness	71	
305708	Complete Overdrive Unit	98	
305763	Pipe Assembly	42	
305764	Pipe Assembly	42	
305765	Pipe Assembly—R.H.	42	
305766	Pipe Assembly—L.H.	42	
305767	Pipe Assembly—R.H.	42	
305768	Pipe Assembly—L.H.	42	
305769	Pipe Assembly	49	
305770	Pipe Assembly	49	
305775	Rack and Pinion Assy., R.H.S.	35	

NUMERICAL INDEX

Part No.	Description	Page	Also Used on Models
305776	Rack and Pinion Assy., L.H.S.	35	
305782	Main Harness	66	
305789	Wheel Trim	34	T.2000, SP.4.
305825	Rear Frame Extension, R.H.	26	
305826	Rear Frame Extension, L.H.	26	
305931	Rack and Pinion Assy., L.H.S.	35	SP.4, HER.
305932	Rack and Pinion Assy., R.H.S.	35	SP.4, HER.
305945	Rear Transverse Road Spring Assembly (Convertible only)	33	
305945/M	Leaf, Main (Conv. only)	33	
306133	Skid Plate Assembly	119	HER.
306470	Gearbox Case	20	
306480	Front Suspension Unit R.H. with Disc Brakes	27	
306481	Front Suspension Unit L.H. with Disc Brakes	27	
306512	Front Suspension Unit L.H. with Disc Brakes	27	
306513	Front Suspension Unit L.H. with Disc Brakes	27	
306553	Overdrive Unit	120, 122	
306767	Main Harness (U.S.A. only)	66	
306768	Main Harness	66	
306769	Pipe Assembly—Pump to Carburettor	12	
306785	Camshaft	6	
307039	Oil Sump Assembly	2	
307125	Radiator Block Assembly	47	
307134	Wheel Trim	34	
307245	Wood Rimmed Steering Wheel	117	
401458	Cable, Outer, Primary	69	
401463	Cable, Inner	69	
401464	Cable, Outer, Secondary	69	
401816	Cable	69	V.6.
401831	Cable	69	
401832	Cable	69	
401833	Cable	69	
401835	Cable	69	
401836	Cable	69	
401956	Chassis Frame complete	26	
401988	Chassis Frame Assembly	26	
402337	Cable	69	
402339	Cable	69	
402340	Cable	69	
402341	Cable	69	
500186	Circlip	43	STB., V.1, 2, 3, PNT., HER., EN., SC.8, 10, 10-1.
500225	Washer	98	HER.
500298	Screw, Self-tapping	82	7 CWT. VAN.
500309	Plain Washer	79	HER., STB.
500412	Mills Pin	123	EN., STB., V.3.

Part No.	Description	Page	Also Used on Models
500463	Washer, on Setscrew	1	V.1,2,3, STB., TR.2,3,4, EN.
500464	Copper Washer	20	SC.8, 10, STB., EN., HER., ACV., PNT., TR.2, 3, 4, V.1, 2, 3.
500469	Washer	4	SC.8, 10, 10-1, PNT., ACV., HER.
500492	Glass, Rear Number Plate Lamp	64	
500568	Washer, Valve Plug	122	SC., STB., TR.2, 3, 4, VIG., EN., T.2000, V.3.
500591	Plunger	122	SC., STB., EN., TR.2, 3, 4, VIG., V.3, T.2000.
500594	'O' Ring	122	STB., TR.2, 3, 4, EN., VIG., V.3, T.2000.
500613	Washer	123, 128	
500633	Spring	122	STB., TR.2,3,4, EN., SC., VIG., V.3, T.2000.
500642	Washer	123	STB., TR.2,3,4, EN., VIG., V.3, T.2000.
500872	Circlip	27	
500892	Pinion	54	SC.10, 10-1, PNT., ACV., HER.
500895	Screw, Self-tapping	106	10 H.P. EST.
500921	Circlip	9	SC.10, PNT., ACV., HER.
500926	Brush	54	SC.10,10-1,PNT.,ACV.
500927	Bush	54	
500974	Mills Pin	8	
500975	Mills Pin	5	SC.10,10-1,PNT.,ACV. HER.
500995	Shakeproof Washer	5	ACV.,SC.10,10-1,PNT. HER.
501005	Diaphragm Assembly	12	STB., V.1,2,3, TR.2,3, EN., TR.4.
501133	Lever	19	
501258	Washer	2	SC.10,10-1,PNT.,ACV. HER., TR.4.
501436	Bulb	64	TR.4.
501606	Pin	124	
501652	Setscrew	87	
501702	Fog Lamp, Small Type	117	
501703	Spot Lamp, Small Type	117	
501705	Brush Set	54	SC.10,10-1,PNT.,ACV. HER.
501706	Bracket Assembly	54	SC.10,10-1,PNT.,ACV. HER.
501707/LV	Brake Fluid	42, 50	SC.8, 10, 10-1, PNT., HER., TR.2,3,4.
501708	Spring Set	54	ACV., SC.10, HER.
501709	Nut	54	SC.10, 10-1, PNT., HER., ACV.
501710	Main Spring	54	SC.10, 10-1, PNT., ACV., HER.
501711	Spring	54	SC.10, 10-1, PNT., ACV., HER.

NUMERICAL INDEX

Part No.	Description	Page	Also Used on Models
501712	Bracket Assembly	54	SC.10, 10-1, PNT., ACV., HER.
501714	Armature Assembly	54	SC.10, 10-1, PNT., ACV., HER.
501715	Coil	54	SC.10, 10-1, PNT., ACV., HER.
501718	Bush and Spring	51	
501997	Screw	14	
502136	Washer, Plain	35	SC.10,10-1, PNT., HER.
502146	Packing Washer	120, 121	
502148	Wire	35	SC.10, 10-1, STB., V.3, EN., PNT., HER.
502210	Bolt	54	ACV., SC.10, HER.
502287	Stop/Tail Bulb	62, 63	
502356	Lens, Roof Lamp	63	SC.10-1, 7 CWT. VAN.
502379	Bulb	61, 62, 63	TR.4.
502450	Nut	47	T.2000.
502455	Washer, Plain	47	
502459	Wing Mirror, Round Type	117	
502476	Screw, Self-tapping	90	
502559	Cage	123	STB., TR.2,3, EN., V.3, VIG., T.2000.
502619	Screw	13	
502658	Screw	103	HER.
502661	Washer	33	STB., V.3, EN., ACV., HER.
502884	Nut	68	TR.2,3.
503213	Sleeve	65	EN., TR.4.
503467	Screw, Self-tapping	102	
503534	Rubber Washer	61, 62, 63	VIG., ACV., STB., V.3, EN., HER., TR.4.
503561	Screw, Rim fixing	61, 62	
503603	Sundry Parts Set	57	ACV., STB., EN., PNT. TR.4, SC.10, 10-1, V.3.
503627	Nut	60, 63	
503628	Washer	56, 82	STB., V.3, EN., VIG.
503661	Washer, Plain	84	
503678	Plate, Clamping	51	
503681	Contact Set	51	
503684	Plate, Contact Breaker Base	51	
503687	Bush, Insulating	51	
503688	Washer, Insulating Terminal	51	
503690	Lead, Earth	51	
503693	Spring, Return, Micrometer	51	
503702	Screw	64	
504621/O	Cable	67	SC.10-1, PNT.
504621/I	Cable	67	SC.10-1, PNT.
504806	Sleeve	62	TR.4.
504877	Shoe Hold Down Spring	44	ACV., TR.3, PNT., SC.10.
504878	Cup Washer	44	ACV., TR.3, PNT., SC.10, HER.
504968	Spring, Anti-Rattle	24	
505031	Clip	120	
505239	Valve Assembly	12	SC.10, PNT., ACV., HER., V.3, TR.4, EN.
505240	Retainer	12	SC.10, PNT., ACV., HER., V.3, EN.

Part No.	Description	Page	Also Used on Models
505241	Gasket	12	SC.10, PNT., ACV., HER., V.3, EN.
505259	Lock Washer	56, 82, 97	
505260	Lock Washer	65	ACV., V.3, EN., V.3.
505306	Washer	107	
505446	Battery (Sealed), 12 volt, 38 amp.	65	ACV., SC.8, 10, 10-1, PNT.
505491	Rim	61, 62	
505492	Lens	61, 62	
505825	Wing, Mirror, Bezel	117	
505854	Bulb Cover	61	
505856	Grommet, Cable, Flasher	61, 62	
506044	Sunwheel Assembly	123	SC.
506063	Rollers	123	SC.
506064	Operating Valve Lever Assembly	122	SC.
506066	Bearing Assembly	124	SC.
506067	Speedometer Drive Assy.	124	SC.
506070	Spring	122	SC., T.2000.
506071	Washer	124	SC., T.2000.
506076	Screw	122	SC.
506081	Housing	123	SC.
506082	Stud	122	SC.
506083	Stud	122	SC.
506084	Bridge Piece	123	SC.
506091	Spring	123	SC.
506097	Side Cover	122	SC.
506098	Joint for Plate	122	SC.
506099	Gear	124	SC.
506101	Joint	122	
506103	Stud	122	SC.
506104	Plate	123	SC.
506105	Stud	122	SC.
506107	Plate	122	SC.
506108	Washer	124	SC.
506109	Side Cover Plate	123	SC.
506111	Bearing	123	SC.
506112	Bearing	123	SC.
506113	Bearing	123	SC.
506114	Plug	122	SC.
506115	'O' Ring	124	SC.
506117	Plug, Valve	122	SC., T.2000.
506118	Washer	122	SC.
506119	Gear	124	SC.
506129	'O' Ring	122	SC.
506130	'O' Ring	123	SC.
506155	Nut	97	ACV., STB., BRIG., HER.
506186	Setscrew	63	HER.
506542	Circlip	40	HER.
506619	Interior Bulb Holder	61, 62	
506620	Grommet, Cable, Side Lamp	61, 62	
507002	Eyebolt	19	
507003	Cover	19	
507004	Plate, Pressure	19	
507005	Facing Package	19	EN.
507032	Bezel	68	HER.
507170	Brush Set	46	

NUMERICAL INDEX

Part No.	Description	Page	Also Used on Models
507261	Thin Washer	83	ACV., HER.
507262	Thick Washer	83	ACV., HER.
507821	Screw, Set	79, 83	
507900	Lead, Battery	66	HER.
507903	Lead, Battery to Solenoid	66	
507946	Screw	107	
507947	Rear Bush	57	HER.
507948	Bush, Front	57	HER.
508137	Shade	68	HER., ACV.
508138	Window (Amber)	68	HER., ACV.
508139	Bulbholder	68	HER., ACV.
508169	Brush Gear	57	TR.4.
508170	Brush, Set	57	TR.4, SP.4, ENDL., BRIG., 2 TON, T.2000, HER.
508182	Crosshead and Rack	57	
508250	Screw, Self-tapping	94	
508311	Inner Frame Glazed Assembly—L.H.	83	
508312	Inner Frame Glazed Assembly—R.H.	83	
508433	Rear Brake Wheel Cylinder Service Kit	45, 50	HER.
508445	Master Cylinder Service Kit	41, 50	HER.
508537	Interior Bulbholder, Flasher	61, 62	
508542	Lens	62	HER.
508543	Screw	62, 63	HER.
508544	Clip, Lens, Joint	62, 63	HER.
508545	Stop/Tail Lamp	62, 63	HER.
508546	Gasket, Lens, Seating	62	HER.
508566	Screw	107	
508701	Lamp Assembly—Stop, Tail, Flasher	62	HER.
508726	Clip, Cable, Temperature Transmitter Lead to Dynamo Bracket	66	
508730	Cable Clip	66	HER., ACV.
508890	Lens (Red Flasher)	62	
508955	Water Pump Repair Kit	50	
508975	Spindle and Rotor Assy.	2	
508977	Amber Bulb, 12v. 62 w.	64	HER.
508978	Circlip, retaining Gudgeon	7	V.6.
508980	Retainer	12	T.2000.
508981	Washer, Oil Seal	12	V.6.
508983	Arm, Rocker	12	V.6.
509161	Screw	89	HER.
509191	Screw, Capping to 'B' Post	103	
509210	Screw	100	HER.
509224	Screw, Self-tapping	101	TR.4.
509260	Rubber Bush Top	29	
509281	Plain Washer	87	HER.
509289	Washer	98	HER.
509302	Brush Set	54	
509304	Bush, Commutator End Bracket	54	
509305	Oiler Assembly	54	
509306	Spring Set, Brush Tension	54	

Part No.	Description	Page	Also Used on Models
509307	Bearing, Driving End Bracket	54	
509308	Bracket Assy., Driving End (Less Bush)	54	
509309	Nut, Shaft	54	
509312	Retainer, Bearing Ring	54	
509313	Collar, Drive End Bearing	54	
509315	Set, Terminal (Lucar)	54	
509317	Set, Sundry Parts	54	
509319	Condenser	51	
509324	Plate, Shaft and Action	51	
509361	Spanner, Open End .50" A/F, .56" A/F	50, 119	
509373	Screw	15	
509531	Screw, Self-tapping	89	
509537	Circlip	36	TR.4.
509539	Screwed Plug	32	
509540	Bolt	15	
509541	Nut	15	
509563	Washer	74	
509572	Clip	118	
509611	Screw, Sun Visor to Header Panel (Convertible only)	90	
509651	Synchro Sleeve and Operating Sleeve Assy.	22	HER.
509675	Tow Bar Kit (Witter)	118	
509688	Setscrew	101	
509736	Dome Nut	64	
509792	Reversing Lamp Kit	118	
509815	Hypoid Housing Assy.	31	HER.
509817	Bracket Assembly	54	V.6.
509818	Bush	54	V.6.
509819	Spring Set, Brush Tension	54	HER.
509820	Sleeve	54	V.6.
509883	Centraliser Element	11	V.3.
509923	Glass Bowl	12	
509924	Screen Assembly	12	
509925	Diaphragm Spring	12	
509926	Body and Primer	12	
509927	Primer Parts Set	12	
509928	Upper Casting	12	
509929	Bail Assembly, Bowl Attachment	12	
509930	Gasket	12	
509944	Spindle, Throttle Assy., Front Carburettor	13	
509945	Lever, Intermediate	13	
509946	Connection	15	V.6.
509947	Float, Carburettor	14	
509948	Spindle, Float	14	
509950	Washer, Jet	14	
509953	Jet, Pump	14	
509954	Gasket	14	
509956	Valve, Needle	14	
509957	Washer, Needle Valve	14	
509958	Gasket	14	
509959	Screw	14	
509962	Body, Starter	14	
509963	Circlip	14	
509964	Spring	14	

NUMERICAL INDEX

Part No.	Description	Page	Also Used on Models
509966	Membrane Assy., Pump	14	
509967	Spring, Pump	14	
509968	Cover	14	
509970	Washer	15	
509971	Spring	14	
509978	Cover	14	
510005	Crown Wheel and Pinion Assembly	31	HER.
510024	Arm, Rotor	51	
510045	Set, Sundry Parts	51	
510101	Screw	15	
510102	Swivel	15	
510107	Shell Assembly	11	V.6.
510108	Central Ball	11	V.6.
510109	Gasket	11	V.6.
510110	Spring	11	V.6.
510111	Valve Assembly	11	V.6.
510127	Plain Washer	112	HER.
510218	Bulb	59, 60, 61	
510219	Bulb	58	TR.3, 4, SP.4, BRIG, 2 TON, T.2000, HER.
510239	Setscrew	63	TR.4.
510273	Screw	91	
510293	Setscrew	81	
510395	Motor Unit	93	
510408	Cotter Pin	31	HER.
510424	Spring	16	
510445	Screw, Set	89	HER.
510485	Screw, Set	89	HER.
510497	Screw, Shell to Bottom Plate	17	
510498	Gasket, Screw	17	
510506	Washer, Lock	47	TR.4, T.2000
510526	Piston	19	
510528	Spring, between Body and Piston	19	
510529	Circlip, retaining Piston in Body	19	
510533	Tube, Emulsion	14	
510596	Fibre Washer	24	
510616	Valve, Starter Assembly	14	
510618	Nut, Nyloc	32	HER.
510638	Weight	51	
510716	Washer, Distance, fitted on Spindle, Front Carb.	13	
510756	Rim	62	
510757	Screw, Rim fixing	62	
510758	Lens	62	
510759	Grommet, Cable	62	
510760	Base	62	
510867	Top, Cover Extension and Hand Lever Assembly	24	
510907	Interior, Bulbholder Flasher	63	TR.4, COUR., SP.4, T.2000, 2 TON.
510913	Screw, Self-tapping	89	
510940	Cover, Dust	41	SP.4.
510945	Seal	45	ENDL., 15 CWT, TR.4.
510975	Screw	65	
510987	Motor and Gearbox	57	
510995	Screw, Self-tapping	90	

Part No.	Description	Page	Also Used on Models
511001	Bolt, Fixing	57	TR.4.
511002	End Cover	57	
511003	Armature	57	TR.4.
511004	Field Coil	57	
511005	Stud	57	TR.4.
511006	Parking Switch	57	
511010	Plate, Contact Breaker Bearing	51	
511013	Nut, Knurled, Micrometer	51	
511014	Spring, Ratchet, Micrometer	51	
511031	Pin, Pad Retaining	44	
511032	Clip, Pin Retaining	44	
511033	Pad, Lining	44	
511034	Service Kit	44, 50	
511077	Shaft and Gear Assembly	57	
511086	Terminal, Bush and Lead	51	
511096	Rod, Connecting	57	TR.4, SP.4, ENDL., HER.
511109	Lead, Starter to Solenoid	66	
511110	Lead, Battery to Solenoid	66	
511117	Water Pump Assembly	9	
511122	Cylinder Head Assembly (with Valves and Springs) (8.75 to 1 ratio)	4	
511123	Cylinder Head Assembly (with Valves and Springs) (7 to 1 ratio)	4	
511124	Cylinder Block Assembly	1	
511125	Decarbonising Gasket Set	50, 118	
511126	High Compression Engine Unit	1	
511127	Low Compression Engine Unit	1	
511236	Book, Instruction	50	
511345	Clip	120	
511350	Rear Axle Centre Assy.	31	
511355	Speedometer Cable Assy.	121	
511355/O	Outer Speedometer Cable	121	
511355/I	Inner Speedometer Cable	121	
511363	Nut, Jam	75, 80	
511364	Nut	75, 80	
511365	Washer, Plain	75, 80	
511370	Decarbonising, Gasket Set	1, 50	
511388	Gearbox Assembly	20	
511394	Screw, Rim Fixing	58, 59, 60, 61	
511401	Overdrive Kit	120	
511415	Screw, Slow Running	13	
511462	Tool Kit	50, 119	
511468	Screw	82	
511489	Top Cover Assembly	21	
511498	Nut, Eyebolt	19	
511506	Nut, Nylon	32	
511545	Cap	51	
511546	Screw	105	HER.
511582	Cam	51	
511583	Spring, Automatic Advance (Set of 2)	51	

NUMERICAL INDEX

Part No.	Description	Page	Also Used on Models
511584	Clip, retaining Cup	51	
511585	Cover	65	
511586	Resistance, Swamp, 55 ohms.	65	
511587	Resistance, Points, 60 ohms.	65	
511589	Bracket Assy., Commutator EN. (Less Bush)	54	
511593	Armature Assembly	54	
511594	Coil, Field Set	54	
511596	Bolt	52	2 TON.
511598	Rim	58, 59, 60, 61	
511599	Light Unit	58, 59, 60	
511599/B	Light Unit	58	
511600	Adaptor	58, 59, 60, 61	
511601	Attachment Set, Seating Rim	58, 59, 60, 61	
511602	Gasket, Lamp Seating	58, 59, 60, 61	
511603	Light Unit	58	
511603/B	Light Unit	58	
511604	Light Unit	61	
511605	Light Unit	61	
511606	Light Unit	59	
511607	Light Unit	59	
511608	Light Unit	60	
511609	Light Unit	58	
511610	Light Unit	58	
511611	Spring, retaining Bulb	58, 59	
511612	Light Unit	59	
511613	Light Unit	60	
511614	Continental Touring Kit	118	
511653	Brake Shoe Assembly	45	
511655	Vacuum Unit, with Actuating Arm	51	
511774	Valve	94	
511786	Screw	82	
511814	Body Assembly—Front Carburettor	13	
511815	Jet, Econostat	14	
511816	Emulsion Block	14	
511817	Cover, Float Chamber, Front Carburettor	14	
511818	Bleed Air, Econstat	14	
511819	Starter Assembly, Front	14	
511821	Lever, Starter Assembly, Front	15	
511824	Screw, Locking	15	
511825	Rod, Pump Control	14	
511826	Circlip	14	
511827	Body Assy., Rear Carb.	14	
511828	Spindle, Throttle Assy., Rear Carburettor	15	
511829	Cover, Float Chamber, Rear Carburettor	14	
511830	Starter Assembly, Rear	14	
511831	Lever, Starter Assy., Rear	15	
511833	Gasket, Rubber Filter Element	17	

Part No.	Description	Page	Also Used on Models
511835	Element, Paper	17	
511837	Rotor	52, 53	SP.4.
511838	Contact Set	52, 53	SP.4.
511839	Stud, Contact Arm	52, 53	SP.4.
511840	Washer, Lock	52, 53	SP.4.
511841	Nut, Contact Arm	52, 53	SP.4.
511842	Screw	52, 53	SP.4.
511843	Condenser	52, 53	SP.4.
511844	Screw	52, 53	SP.4.
511845	Lead L.T.	52	SP.4.
511846	Lead, Earth	52	SP.4.
511847	Plate	52	SP.4.
511848	Screw	52, 53	SP.4.
511851	Felt Wick	52, 53	SP.4.
511856	Washer	52, 53	SP.4.
511857	Clip, Cap	52	SP.4.
511858	Clamp, L.T. Lead	52	SP.4.
511859	Gear	52, 53	SP.4.
511860	Washer	52, 53	SP.4.
511861	Plug	52, 53	SP.4.
511863	Ring, Oil Seal	52, 53	SP.4.
511864	Washer	52, 53	SP.4.
511865	Pin, Coupling	52, 53	SP.4.
511866	Coupling	52, 53	SP.4.
511947	Plate, Release Lever	9, 24	2 TON.
512072	Fog Lamp, Ranger Type	117	
512073	Spot Lamp, Ranger Type	117	
512086	Tube, Emulsion	16	
512087	Plug, Blanking	16	
512114	Solenoid	122, 128	
512371	Low Speed Flexibility Improvement Kit	16	
512372	Low Speed Flexibility Improvement Kit	16	
512390	Gearbox Assembly	20	
512469	Top Cover Extension & Hand Lever Assembly	24	HER.
512539	Pad, Lining	44	SP.4, HER.
512542	Tube, Choke	16	
512543	Ring, Sealing	44	SP.4, HER.
512544	Cap, Dust	45	
512581	Oil Pressure Gauge Kit	118	HER.
512582	Oil Pressure Gauge Kit (Metric)	118	HER.
512655	Body Assembly, Front	13	
512656	Spindle	13	
512658	Washer	14	
512837	Cylinder Head Assembly	4	
512838	Cylinder Head Assembly	4	
512958	Screw, Set	47	T.2000.
512970	Spring	19	
513192	Body Assembly	122	
513193	Relief Valve Kit	122	
513194	Planet Carrier Assembly	123	
513195	Annulus Assembly	123	
513196	Oil Pump Plunger Assy.	122	
513197	Front Casing Assembly	122	
513198	Rear Casing Assembly	124	
513199	Spring	123	

NUMERICAL INDEX

Part No.	Description	Page	Also Used on Models	Part No.	Description	Page	Also Used on Models
513200	Clutch Sliding Member Assembly	123		514417	Lens, Red (U.S.A. & Canada only)	63	
513201	Washer	123	T.2000.	514418	Gasket, Lens Seating	63	
513202	Oil Filler	122		514419	Washer, D.P. Cable Grip	63	
513203	Bolt	123		514420	Washer, S.P. Cable Grip	63	
513204	Washer	123		514426	Motor Unit, Heater	93	
513205	Magnet	122	T.2000.	514517	Wire Wheel Kit	34	
513206	Plug	122		514518	Wire Wheel Kit	34	
513207	Spring	122		514560	Fresh Air Intake Kit	94	
513208	Spring	123	T.2000.	550026	Washer	98	HER., TR.4.
513209	Freewheel Member	123		550517	Semi-tubular Rivet	83	
513210	Spring	123		550924	Washer, Waved	86	TR.4.
513211	Tube	124		552547	Clip	87	ACV., EN., SC.10,10-1, PNT.
513212	Coupling	124		553033	Clip, Cable	50	
513214/1	Adjustment Washer	123		553252	Button	104	HER.
513214/2	Adjustment Washer	123		554124	Pin, Mills, Grooved	84	HER.
513214/4	Adjustment Washer	123		554127	Rivet	83	STB., V.3.
513215	Plate	123		554128	Strip, Glazing	74	HER.
513216	Cam	122		554134	River	74	HER.
513219	Spring	123		554217	Ignition Locking Barrel	50	SC.8, 10, STB., V.3, PNT., TR.4, HER., EN.
513220	Piston	123		554407	Rivet	74, 107	TR.4.
513222	Body	122		554517	Socket	104	PNT., EN., SC.10-1, STB., V.6, HER.
513223	Spring	123		554518	Stud, Tabs to Carpet	65	PNT., SC.10-1, EN., HER., V.6.
513224	Bearing	123		554519	Eyelet, Tabs to Carpet	65	PNT., SC.10-1, EN., V.6.
513225	Screw	123	T.2000.	555861	Rubber Moulding	59	
513226	Screw	123	T.2000.	556047	Signal Red—Spray	117	
513227	Nut	123		556052	Black—Spray	117	
513228	Ring	123		556141	Rivet	83	ACV., HER.
513229	Bearing	123		557046	Locking Barrel with Key	102	ACV., TR.4.
513231	Oil Seal	124		557221	Rivet	83	ACV., HER.
513249	Screw	97		557222	Rivet	83	ACV., HER.
513757	Gasket Set, Carburettor	13	T.2000.	557799	Rivet	87	HER.
513948	Washer	97	HER.	557880	Lichfield Green—Spray	117	
513992	Cap, Distributor	52, 53		557883	Powder Blue—Spray	117	
513993	Lead, Earth	53		557884	Pale Yellow—Spray	117	
513994	Lead, L.T.	53		557887	Phantom Grey—Spray	117	
513995	Plate	53		557922	Rivet, Imex	74, 79, 81, 102	HER.
513996	Mainshaft	53		557923	Clip	97	HER.
513997	Spring Set	53		559176	Clip	102	HER.
513998	Control	53		559178	Screw	94	HER.
513999	Screw	53		559182	Washer	94	HER.
514000	Clip, Cap	53		559183	Washer	94	HER.
514002	Spring Set	52		559356	Strip, Glazing Channel	84	HER.
514004	Mainshaft	57		559474	Channel	83	HER.
514005	Control	52		559513	Screw, Countershaft	84	
514191	Bottom Trunnion Conversion Kit	119		559530	Washer	84	HER.
514200	Adjusting Screw Assy.	123		559531	Nut	84	HER.
514292	Boot, Rubber	19		559546	Rivet, Semi-tubular, Oval Head	84	
514293	Seal	19		559547	Semi-tubular Rivet	84	
514332	Piston	45		559639	Wheelarch Cover Assy. (Matador Red.) L.H.	106	HER.
514333	Retainer, Dust Cover	45		559640	Wheelarch Cover	106	HER.
514356	Clutch Slave Cylinder Assy.	19		559641	Wheelarch Cover	106	HER.
514368	Engine Unit (8.75 to 1 Ratio)	1					
514369	Engine Unit (7 to 1 Ratio)	1					
514370	Rear Bearing & Sealing Kit	32					
514397	Water Pump Assembly	9					
514416	Lens, Amber	63					

NUMERICAL INDEX

Part No.	Description	Page	Also Used on Models
559642	Wheelarch Cover	106	HER.
559643	Cover Assy., Wheelarch, Phantom Grey, R.H.	84	
559892	Bracket Assembly, Battery fixing	75	HER.
559925	Seal, Header Rail	78	
559930	Exterior Sun Visor	117	
559980	Screw (Cable Clamp)	93, 94	SC.8-10, PNT., HER.
560008	Phantom Grey—Pencil	117	
560071	Roof Rack	117	
560632	Wing Mirror 'D' Type	118	TR.3, SP.4, T.2000.
560839	Backlight	101	
560840	Rear Quarter Light	101	
561210	Rivet, Imex	101	TR.4.
562116	Bonnet Lock Kit	118	
562133	Button	101	
562134	Socket, Dot	101	TR.4.
562309	Wheelarch Cover Assy. (Black) L.H.	106	HER.
562310	Wheelarch Cover Assy. (Black), R.H.	106	HER.
562617	Detachable Nipple	95	HER.
562714	Tube Assembly	96	
562926	Screw	97	HER.
563044	Intermediate Stick Assy.	98	
563132	Front Stick Assy., Trimmed	77	
563162	Front Stick Assy., Trimmed	98	V.6.
563468	Cushion Cover Assy., Leather Trim (Mat. Red)	112	
563469	Cushion Cover Assy., Leather Trim (Ph. Grey)	112	
563472	Cushion Cover Assy., Leather Trim (Black)	112	
563473	Cover	112	HER.
563474	Cover	112	HER.
563732	Squab Backing	114	HER.
563769	Rivet, Imex	101, 103	TR.4.
563857	Lead	94	HER.
563868	Webbing	101	HER.
563976	Rear Cushion Cover Assy., Leather Trim (Mat. Red)	113	
563977	Rear Cushion Cover Assy., Leather Trim (Ph. Grey)	113	
563980	Rear Cushion Cover Assy., Leather Trim (Black)	113	
563982	Cover	113	
563983	Cover	113	
563992	Safety Belt Kit (Saloon)	118	
563993	Safety Belt Kit (Conv.)	118	
564801	Bush	64	
565290	Capping, Door, L.H.	107	
565291	Capping, Door, R.H.	107	
565292	Capping, Quarter, L.H.	107	
565293	Capping, Quarter, R.H.	107	
565407	Renoir Blue—Spray	117	
565408	Renoir Blue—Pencil	117	
566061	Headlining, Screen Head, Sebring White, R.H.	104	
566062	Headlining, 'A' Post, Sebring White, L.H.	104	

Part No.	Description	Page	Also Used on Models
566063	Headlining, 'A' Post Sebring White, R.H.	104	
566284	Rear Cushion Cover Assy. (Matador Red)	112	
566285	Rear Cushion Cover Assy. (Phantom Grey)	112	
566286	Rear Cushion Cover Assy. (Black)	112	
566287	Cover	112	
566288	Cover	112	
566600	Cover	115	
566611	Front Seat Cushion Cover Assembly (Matador Red)	108, 110	
566612	Front Seat Cushion Cover Assy. (Phantom Grey)	108	
566613	Front Seat Cushion Cover Assy. (Black)	108, 110	
566614	Cover Assy., Front Seat Cushion, P.V.C. Trim (Black)	108, 110	
566615	Cover	110	
566617	Front Cushion Cover Assembly, Leather Trim (Mat. Red)	109, 110	
566618	Front Cushion Cover Assembly, Leather Trim (Ph. Grey)	109	
566619	Front Cushion Cover Assembly, Leather Trim (Black)	109, 110	
566620	Cover	109	
566621	Cover	109, 110	
566623	Front Seat Squab Cover Assembly (Matador Red)	109, 110	
566624	Front Seat Squab Cover Assembly (Phantom Grey)	109	
566625	Front Seat Squab Cover Assy. (Black)	109, 110	
566626	Cover	109, 110	
566627	Cover	109, 110	
566629	Front Squab Cover Assembly, Leather Trim (Matador Red)	109, 110	
566630	Front Squab Cover Assy., Leather Trim (Ph. Grey)	109	
566631	Front Squab Cover Assembly, Leather Trim (Black)	109, 110	
566632	Cover	109, 110	
566633	Cover	109, 110	
566640	Rear Squab Cover Assy. (Matador Red)	114	
566641	Rear Squab Cover Assy. (Phantom Grey)	114	
566642	Rear Squab Cover Assy. (Black)	114	
566643	Cover	114	

NUMERICAL INDEX

Part No.	Description	Page	Also Used on Models
566644	Cover	114	
566647	Rear Squab Cover Assy., Leather Trim (Mat. Red)	114	
566648	Rear Squab Cover Assy., Leather Trim (Ph. Grey)	114	
566649	Rear Squab Cover Assy., Leather Trim (Black)	114	
566650	Cover	114	
566651	Cover	114	
566657	Rear Squab Cover Assy., P.V.C. Trim (Mat. Red)	115	
566658	Rear Squab Cover Assy., P.V.C. Trim (Ph. Grey)	115	
566659	Rear Squab Cover Assy., P.V.C. Trim (Black)	115	
566661	Cover	115	
566663	Rear Squab Cover Assy., Leather Trim (Mat. Red)	115	
566664	Rear Squab Cover Assy., Leather Trim (Ph. Grey)	115	
566665	Rear Squab Cover Assy., Leather Trim (Black)	115	
566666	Cover	115	
566667	Cover	115	
566669	Rear Cushion Cover Assy., P.V.C. Trim (Mat. Red)	113	
566670	Rear Cushion Cover Assy., P.V.C. Trim (Ph. Grey)	113	
566671	Rear Cushion Cover Assy., P.V.C. Trim (Black)	113	
566672	Cover	113	
566673	Cover	113	
566694	Veneered Facia Panel Assembly, L.H.S.	88	
566783	Peg, Locking	64	
567017	Push Button	86	
567018	Push Button	86	
567019	Locking Barrel	86	
567021	Washer	86	
567022	Rubber Washer	86	
567023	Spring, Return	86	
567024	'E' Clip	85	
567228	Rivet Clip	101	
567272	Fresh Air Intake Kit with Blower Unit	94	
567515	Sebring White—Spray	117	
567516	Sebring White—Pencil	117	
567609	Mat, Rubber, Front, R.H.S.	104	
567616	Mat, Rubber, Front, L.H.S.	104	
567894	Rivet, Pop, Bumper Attachment	103	
568041	Body Shell, Prime Finish (Saloon)	70	
568042	Body Complete, Painted and Trimmed (Saloon)	70	
568043	Body Shell, Prime Finish (Convertible)	70	
568044	Body Complete, Painted and Trimmed (Conv.)	70	

Part No.	Description	Page	Also Used on Models
568116	Mat, Rubber, Rear Floor (Saloon only)	104	
568123	Mat, Rubber, Rear Floor (Convertible only)	104	
568489	Panel, Veneered Assy., Facia	88	
568637	Panel, Veneered Assy., Facia, L.H.S., Normal Fitment	88	
568639	Panel, Veneered Assy., Facia, L.H.S., Temp. Gauge Condition (U.S.A. and Canada)	88	
568993	Badge Bar	117	
569010	Bolt and Nut Assembly, Lock Adjusting	86	
569011	'E' Clip, Locking Handle only	86	
569012	Intermediate Stick Assy.	77	
569034	Body Shell, Prime Finish (Sunshine Roof)	70	
569036	Body Complete Painted & Trimmed (Less Seats) Sunshine Roof Condition	70	
569037	Body Complete Painted & Trimmed (Including Seats) Sunshine Roof Condition	70	
569042	Dash & Windscreen Assy., Saloon, L.H.S.	71, 76	HER.
569043	Dash & Windscreen Assy., Saloon, R.H.S.	71, 76	HER.
569044	Dash & Windscreen Assy., Convertible L.H.S.	71, 76	
569045	Dash & Windscreen Assy., Convertible R.H.S.	71, 76	
569365	Cover	106	HER.
569366	Cover	106	HER.
569367	Cover	106	HER.
569368	Cover	106	HER.
569994	Panel	88	
600395	Grommet	49	
600421	Plug	84	TR.2, 3.
600482	Petrol Filler Cap	117	SC.10-1, 7 CWT. VAN, PNT., HER.
600635	Escutcheon, Handle	97	HER., TR.4.
600832	Pin	85, 86	SC.10-1, PNT., TR.4.
600949	Washer	87	ACV., TR.4.
601553	Angle	75	SC.10,10-1, PNT., HER.
601597	Plate	91	SC.10, 10-1, PNT.
601598	Pad	91	SC.10, 10-1, PNT.
601661	Grommet, Fuel Filler	49, 116	
601750	Spring	84	SC.10, 10-1, PNT.
601761	Cap, Fuel Filler	49	
601847	Bracket	67	SC.10,10-1,PNT., HER.
602030	Securing Plate	101	TR.4.
602037	Grommet, Speedo Cable	67, 116	

NUMERICAL INDEX

Part No.	Description	Page	Also Used on Models
602053	Rubber	75	SC.10,10-1,PNT., HER.
602621	Demister Hose	94	HER.
602821	Seal, Check Arm, Front Door	88	HER.
603146	Locking Filler Cap	49	
603212	Washer	96	SC.10, PNT., TR.4.
603213	Washer	96	SC.10, PNT., TR.4.
603344	Spring	83	HER.
603382	Spring	85, 86	SC.10-1, PNT., HER., TR.4.
603559	Wiring Clip	75, 77, 78, 80, 82	
603790	Plug, Blanking Cable Hole	39	
603906	Name Plate, Overdrive	121	
604146	Tubing, Delivery	95	HER., V.6, TR.4.
604148	Tubing, Suction (sold in feet)	95	
604291	Roof Lamp Assembly	64	SC.10-1, EST., V.3, PNT., 7 CWT. VAN, ENDL.
604917	Trunk Lid Hinge, R.H.	96	SC.10-1, HER., PNT., TR.4.
604918	Trunk Lid Hinge, L.H.	96	SC.10-1, HER., PNT., TR.4.
605744	Packing	111	VIG., EN., V.3.
605811	Clip	107	HER.
605816	Clip	90	HER.
605953	Sleeve, Terminal	63	EN., PNT., SP.4, HER., ENDL., BRIG., 2 TON, T.2000.
606241	Courtesy Light Switch	62	PNT., HER.
606242	Courtesy Light Switch	64	HER.
606389	Clip	87	HER.
606630	Bearing Assembly, Steering Column	91	
606698	Clip, Link Attachment	39, 38	
607348	Spare Wheel Pan	116	
607505	Closing Panel, Tonneau End (Upper)	77	
607517	Luggage Floor	116	
607629	Bracket	82	HER.
607631	Bracket, Assembly	83	HER.
607655	Bracket, Mounting, Rear Floor	73	
607663	Bonnet Catch Assembly	81	
607664	Catch Plate	81	
607668	Bracket, Petrol Tank, Forward (Lower)	73	
607669	Bracket, Petrol Tank, Forward (Upper)	73	
607670	Angle Support	73	HER.
607688	Cover	74	HER.
607696	Bracket Attachment, R.H. and L.H.	77	HER.
607708	Assembly Plate, 'B' Post Mounting	72	HER.
607711	Bonnet Backing Plate	80	HER.
607729	Bracket Assembly	77	HER.
607730	Clip, Screen Washer Container	95	HER.
607733	Mounting Bracket	78	HER.

Part No.	Description	Page	Also Used on Models
607741	Retainer, Tapped Plate, L.H.	76	
607742	Retainer, Tapped Plate, R.H.	76	
607743	Plate, Tapped	76	
607758	Reinforcement Assy., Door Restraint Device, L.H.	85	
607759	Reinforcement Assy., Door Restraint Device, R.H.	85	
607774	Coat Hook	107	HER.
607823	Pin, Door Hinge	83	HER.
607824	Hinge, Door Assembly	83	HER.
607826	Brkt. Support, Rear Floor	73	
607841	Pivot	85	
607847	Battery Fixing Rod	75	HER.
607861	Striker Assembly, L.H.	85	HER.
607862	Striker Assembly, R.H.	85	HER.
607863	Bracket Assembly, Spare Wheel Mounting	73	
607867	Stud	85	HER., TR.4.
607868	Brkt. Support, Mill-board	73	
607869	Anchor Bracket	80	
607870	Bracket, Stay, Facia Bottom Rail, R.H.S.	89	
607871	Bracket, Stay, Facia Bottom Rail, L.H.S.	89	
607880	Seal, Cowl, Number Plate Lamp	64	EN., V.3, HER.
607902	Leather Washer	85	HER., TR.4.
607910	Spacer	81	
607927	Bracket, R.H.S.	89	HER.
607928	Bracket, L.H.S.	89	HER.
607931	Anchor Plate Assembly	72	HER.
607978	Handle, Trunk Lid Assy.	97	HER., TR.4.
608049	Reinforcement, Fulcrum Bracket	73	
608050	Bracket, Fixing, Lower Petrol Tank	77	
608051	Glass, Rear Number Plate Lamp	63	HER.
608052	Seal, Drain Plug, fitted in Floor	49	
608136	Channel, Mounting Column Switches	72	HER., TR.4.
608139	Insulator, Slip Ring	91	HER.
608149	Gasket, Outlet Duct	93, 94	HER.
608163	Air Intake Mesh	76	HER.
608164	Cover, Plate, Heater Outlet, Dash Shelf	93	
608185	Support Bracket	92	HER., TR.4.
608192	Trunk Lid Stay, Sliding Unit Assembly	97	HER.
608193	Bracket, Support, Trunk, Stay and Petrol Tank	77	
608201	Bracket Support Assy., Seat	73	
608213	Lower Tie Plate	78	HER.
608214	Reinforcement, Centre Roof Fixing, Rear Deck	78	
608222	Felt Strip, Support Bracket	92	HER., TR.4.

NUMERICAL INDEX

Part No.	Description	Page	Also Used on Models	Part No.	Description	Page	Also Used on Models
608223	Felt Strip	92	HER., TR.4.	608511	Door Clip	87	HER., TR.4.
608237	Pivot Pin	97	HER.	608516	Clip, Trim	107	HER., ENDL.
608241	Reinforcement, Side Roof	78		608520	Clip	80, 84	HER.
	Fixing, L.H.			608522	Clip, Curtain to Door	87	HER., TR.4.
608242	Reinforcement, Side Roof	78		608524	Rubber, Sealing, Quarter	78	
	Fixing, R.H.				Light Pillar to Cantrail		
608262	Gusset Panel Assy., L.H.	75	HER.	608532	Bracket	83	HER.
608263	Gusset, Panel Assy., R.H.,	75	HER.	608533	Bracket	83	HER.
	L.H.S.			608534	Washer, Tab	84	HER.
608268	Sealing Strip	73	HER.	608536	Bracket, Top Pivot, L.H.	83	HER.
608269	Mounting Pad	72	HER.	608537	Bracket, Top Pivot, R.H.	83	HER.
608270	Sound Deadening Strip	105	HER.	608538	Tapping Block	84	
	(Driver's Side)			608539	Spacing Piece	84	HER.
608271	Washer, Plate	79	HER.	608540	Push Button	84	HER.
608276	Felt, Anti-drum Stiffener	87	HER.	608542	Spring	84	HER.
608278	Sealing Strip, L.H.	83	HER.	608544	Locking Handle	84	HER.
608279	Sealing Strip, R.H.	83	HER.	608545	Locking Handle	84	HER.
608280	Bracket, Vent Support	84	HER.	608554	Jet	95	HER.
	Assembly, L.H.			608563	Rear Seal	94	HER.
608281	Bracket, Vent Support	84	HER.	608573	Catch Plate	83	HER.
	Assembly, R.H.			608574	Catch Plate	83	HER.
608284	Bracket, Vent Support	84	HER.	608576	Cap (Matador Red)	87	HER.
	Lower Assembly, L.H.			608577	Cap (Phantom Grey)	87	HER.
608285	Bracket, Vent Support	84	HER.	608581	Cap (Black)	87	
	Lower Assembly, R.H.			608582	Cap	87	
608288	Sealing Strip	83	HER.	608583	Cap	87	
608301	Tension Washer	85	TR.4.	608586	Cup Washer	87	HER., TR.4.
608307	Clip	104		608588	Heel Mat, L.H.S.	104	
608316	Plunger, Screen Washer	95	HER.	608595	Bracket, Foot Dipper Switch	65	HER.
608319	Container	95	V.6, TR.4.	608604	Clip	83	HER., TR.4.
608322	Roof Panel, R.H.	78	HER.	608605	Washer	100	HER.
608350	Support Angle, Squab Side,	73		608623	Bracket, Inner, Parcel Tray	75	
	L.H.				Hinge		
608351	Support Angle, Squab Side,	73		608624	Bracket, Outer, Parcel Tray	75	
	R.H.				Hinge		
608372	Cable Clamp	93, 94	HER.	608633	Channel	98	HER.
608380	Badge Assembly, Grille	81	HER.	608637	Handle	84	HER.
	Surround			608638	Handle	83	HER.
608383	Plate, Retaining	74	HER.	608642	Pivot	69	HER.
608427	Tie Plate	78	HER.	608643	Packing	80, 96	HER., TR.2,3,4.
608428	Tie Plate	78	HER.	608695	Sealing Strip	73	HER.
608429	Strap, Retaining Jack	116		608703	Clip	86	TR.4.
608430	Plate, Fixing, Jack,	116		608759	Sealing Block	111	HER.
	Retaining Strap			608769	Packing	111	HER.
608451	Large Washer	86		608770	Seal	91	HER.
608452	Small Washer	86		608777	Sleeve	111	HER.
608454	Remote Control Handle	86	TR.4, HER.	608789	Spring	75	HER.
608461	Roof Seal	78	HER.	608815	Plate	74	HER.
608462	Slip Ring, Insulator	91	HER., TR.4.	608817	Clip	109, 110, 114	HER.
608478	Slide-on Clip	106		608836	Mounting Pad	72	HER.
608485	Stay, Support, Listing Rail	78	HER.	608858	Spacer Tube	102	HER.
	No. 1			608862	Clip	109, 110	HER.
608490	Ring, Reinforcement	77, 118		608940	Packing Piece, Door	87	
608491	Moulding, Rear Overider	102	HER.		Pocket Attachment		
	(Black)			608942	Clip, Trim	114	
608499	Reinforcement Ring	67		609070	Clip	90	HER.
608500	Spring, Counter Balance	81		609098	Seal, Valance Panel to Dash	82	
	Bonnet			609113	Grommet, Spare	74, 116	
608501	Ring	67	HER.		Wheel Cover		
608503	Moulding	102	HER., ENDL.	609123	Trunnion	93, 94	HER.

NUMERICAL INDEX

Part No.	Description	Page	Also Used on Models
609143	Cover, Corner, No Draught Vent	83	HER.
609156	Valve and Elbow	93	HER.
609157	Bracket, Screen Washer Plunger Mounting	95	HER.
609158	Plate Support, Reinforce- ment Rear Lower Roof	78	HER.
609173	Plunger	90	HER., BRIG., TR.4, ENDL.
609175	Jet	90	
609206	Bracket, Listing Rail Mounting	78	HER.
609215	Hinge	99	HER.
609216	Pin	99	HER.
609228	Link	98	HER.
609241	Bolt	99	HER.
609242	Shouldered Bolt	98, 99	HER.
609243	Shouldered Bolt	98, 99	HER.
609244	Bolt	99	HER.
609249	Reinforcement	78	
609250	Link, L.H.	98	HER.
609251	Link, R.H.	98	HER.
609256	Pull, Handle	87	HER.
609272	Bonnet Sealing Rubber	82	HER.
609291	Anchor Plate Assembly	72	HER.
609292	Rear Stick and Rear Intermediate Stick	100	
609331	Head Catch	100	HER.
609332	Head Catch	100	HER.
609333	Retainer	100	HER.
609334	Retainer	100	HER.
609340	Weatherstrip	100	HER.
609363	Stud, Roof to Deck fixing	79	HER.
609366	Weatherstrip	100	HER.
609379	Seal	82	
609402	Finisher Clip	101	
609412	Spring Button	105	HER.
609413	Spring Button	105	HER.
609425	Seal, Reinforcement, L.H.	79	HER.
609426	Seal, Reinforcement, R.H.	79	HER.
609438	Button	94	
609439	Button Plate	94	
609463	Finger Pull, Cubby Box Lock	89	HER., TR.4.
609482	Bracket, Trunk Closing Board Support	103	
609526	Spacer	90	V.6, TR.4, SP.4.
609602	Finisher (Black)	100	HER.
609603	Finisher (White)	100	HER.
609615	Rivet	98	HER.
609616	Rivet	77, 78	
609617	Rivet	98	HER.
609634	Angle, Trim L.H.	115	HER.
609635	Angle, Trim R.H.	115	HER.
609636	Spring	91	HER.
609641	Support Bracket, Steering Column Body	92	HER.
609649	Washer, Sealing, Rubber	85	HER., TR.4.
609672	Rim	90	V.6.

Part No.	Description	Page	Also Used on Models
609680	Cowl Assembly, Number Plate Lamp	64	HER.
609693	Rubber, Sealing, Quarter Light Pillar to Tonneau Side	78	
609699	Hood Cover Assembly (Black)	101	HER.
609706	Hood Cover Assembly (Sebring White)	101	HER.
609710	Bush, Spring, Reflex Unit to Body	63	
609725	Demister Nozzle Assembly	94	
609729	Accelerator Pedal Cup	37	HER.
609742	Clip, Inner Strip Attachment	83, 102	HER., TR.4.
609745	Link	88	HER.
609757	Capping, Rear Side, L.H.	103	HER.
609758	Capping, Rear Side, R.H.	103	HER.
609769	End Finisher, R.H.	100	HER.
609770	Front Stick, L.H.	100	HER.
609792	Bezel	120	
609793	Bezel	68	V.6, TR.4, SP.4.
609795	Bezel	56, 58, 93	TR.4, SP.4.
609824	Tube, Distance, Body Mounting Pad	72	HER.
609825	Plate	101	
609891	Clip	103	HER.
609893	Nut, Dome, Plastic Cover Attachment	58	HER.
609909	Washer, Reverse Lamp	118	
609919	Bezel	95	TR.4, SP.4, V.6.
609924	Lock, Bonnet (with Keys)	118	
609931	Tapping Plate	81	HER.
609933	Bezel	68	TR.4, SP.4.
609946	Knob, Body Washer	95	TR.4, V.6.
609966/C	Knob	111	HER.
609966/H	Knob	111	HER.
609996	Control, Push/Pull	93, 94	TR.4.
609998	Plate	101	
610042	Washer	83	
610126	Facia Lamp Assembly	64	HER.
610137	Rubber, Sealing, Striker, Camlock	85	
610148	Capping, Door Seal 'A' Post, Top (L.H.)	103	
610149	Capping, Door Seal 'A' Post, Top (R.H.)	103	
610170	Door Check Link Assy.	87	HER.
610174	Door Glass Stop Bracket (Lower Assembly)	85	HER. TR.4.
610177	Rubber Washer	65	
610225	Anti-rattle Pad	86	HER.
610226	Anti-rattle Pad	86	HER.
610277	Support, Angle, Front Door Seal, L.H.	75	HER.
610278	Support, Angle, Front Door Seal, R.H.	75	HER.
610406	Trim Assembly	107	HER., TR.4.
610470	Bracket, Drain Plug	49	
610520	Trim Clip	109, 110	

NUMERICAL INDEX

Part No.	Description	Page	Also Used on Models
610553	Bracket, Stay, Facia to Dash	89	HER.
610558	Body Mounting Packing	72	
610562	Clip, Pipe to Wheelarch Flange	49	
610564	Bolt	99	HER.
610573	Clip	68, 69	ACV.
610624	Stud, Dot	101, 103	TR.4.
610649	Special Nut	98	HER.
610652	Inner Door Seal	87	
610685	Bezel	69	ENDL., V.6.
610707	Special Semi-tubular Rivet	87	
610953	Trunk Lid Seal	97	HER.
611022	Front Floor Carpet Assy. (Moulded), L.H., L.H.S. (U.S.A. only)	104	
611052	Millboard Strip, R.H. R.H.S.	105	
611068/SAL	Mat, Heelboard, Saloon only (Matador Red)	104	
611069/SAL	Mat, Heelboard, Saloon only (Phantom Grey)	104	
611072/SAL	Mat, Heelboard, Saloon only (Black)	104	
611077	Washer, Sealing	55	
611177	Rubber Washer, Gear Lever	24	HER.
611189	Bracket, Bonnet Side, L.H.	80	HER.
611190	Bracket, Bonnet Side, R.H.	80	HER.
611192	Support Bracket, Dash Side Bonnet	75	
611225	Catch Plate, Trunk Lid	97	HER.
611226	Trunk Lid Budget Lock	97	HER.
611237	Capping, 'B' Post, L.H. (Front)	103	
611238	Capping, 'B' Post, R.H. (Front)	103	
611257	Capping, 'B' Post, L.H. (Rear)	103	
611258	Capping, 'B' Post, R.H. (Rear)	103	
611312	Tie Bracket	76	HER.
611353	Grommet, fitted in Floor	24, 29	HER.
611364	Steering Column Cowl Assembly	91	HER.
611365	Dipswitch Escutcheon	91	HER.
611366	Trafficator Escutcheon	91	HER., TR.4.
611367	Clamp, Steering Column Lower Half	91	HER.
611368	Clamp, Steering Column Upper Half	91	HER.
611369	Cover, Harness Assembly, Steering Column	91	HER., TR.4.
611371	Pull, Handle	89	HER.
611437	Cover, Joint, Finisher	90	HER., TR.4.
611439	Weatherstrip, Finisher	96	
611504	Clip	81	HER.
611565	Cubby Box Lid Hinge Assembly	88	HER.
611584	Cubby Box Lock Assy.	89	HER.
611646	Plate, Stiffening	78	

Part No.	Description	Page	Also Used on Models
611748	Striker, Bracket Assembly	88	HER.
611749	Tie Bracket	88	HER.
611750	Seal, Roof to Rear Deck	78	
611769	Facia Lamp Assembly	64	
611773	Door Weather Curtain, L.H.	87	
611774	Door Weather Curtain, R.H.	87	HER.
611776	Centre Weather Curtain	84	HER.
611865	Anchor Plate, Mounting Bracket, Floor	72	HER.
611866	Anchor Plate, Mounting Bracket, Floor Rear	72	HER.
611899	Badge, '6'	97	
611900	Dovetail Plate, Camlock, L.H.	85	
611901	Dovetail Plate, Camlock, R.H.	85	
611915	Buffer	82	
611938	Rear Floor Cover Plate	121	
611952	Steering Column Cowl Assembly, L.H.S.	91	SP.4, HER.
611957	Seal, Gearbox Cover, Top and Sides	74	
611974	Escutcheon	120	
612048	Bracket, fixing Headlamp Cover	82	
612073	Plate, Tapped, Safety Harness Fixing	73	
612074	Centre Facia Finisher	89	
612081	Support Bracket	82	
612098	Rear Floor Carpet	104	
612108	Rear Floor Carpet	104	
612121	Plinth, Reflector	63	
612129	Sun Visor Retainer, L.H.	90	
612130	Sun Visor Retainer, R.H.	90	
612158	Plate, Cover, Facia Lamp	64	
612159	Hose, Heater Connection Outlet	94	
612160	Hose, Heater Connection Inlet	93	
612161	Revolving Ash Tray Assy.	107	
612162	Interior Mirror and Sun Visor Mounting	90	
612165	Cover Plate, L.H.	103	
612166	Cover Plate, R.H.	103	
612167	Bracket, Rear Quarter Boot Millboard, Floor	107	
612168	Bracket, Rear Quarter Boot Millboard, Rear	107	
612174	Heel Mat, R.H.S.	104	
612183	Piece, Packing, Rubber Mats to Sill	105	
612185	Name Plate, "Vitesse"	89	
612190	Name Plate, "Vitesse"	97	
612211	Clip, Moulding, Lower, Rear Lamp Surround to Body	102	
612238	Blower Seal	93, 94	
612245	Plate, Tapping, Grille Fixing	63	

NUMERICAL INDEX

Part No.	Description	Page	Also Used on Models
612251	Diaphragm Assembly, Seat Base	108	
612260	Glass, Top Door Seal	55	
612263	Push/Pull Control Assy., Water Valve	83	
612273	Spring, Tension, Cushion	108	
612277	Panel Closing Assy., L.H.	78	
612295	Bracket, Support, Rear Seat Pan	73	
612310	Facia Ash Tray Assembly	89	
612470	Clip, Moulding to Bonnet	81	
612538	Link, Front Cantrail to Intermediate Stick, L.H.	77	
612539	Link, Front Cantrail to Intermediate Stick, R.H.	77	
612540	Link, Front Cantrail	77	
612546	Screw, Set, Shouldered	77	
612601	'T' Piece	95	
612628	Clip, Moulding, Upper Rear Lamp Surround to Body	102	
612962	Pin, Bonnet Locator	75, 80	
612988	Bracket, Buffer, Cubby Box	89	
613017	Window Regulator Handle	85	
613074	Clip, Trunk Lid Seal Attachment	97	
613075	Screw, Set, Special	94	
613141	Moulding, Waist, Tonneau Side, L.H. (Rear)	102	
613158	Bracket, Wiper Switch, L.H.S. only	89	
613159	Bracket, Ignition Switch, R.H.S. only	89	
613176	Nut	94	
613178	Packing, Aluminium	72	
613292	Name Plate, "Sports"	96	
613293	Cover Plate, 'Triumph', Roof Joint—L.H.	103	
613294	Cover Plate, 'Triumph', Roof Joint—R.H.	103	
613314	Bezel	94	SP.4, HER.
613343	Finisher, Waist, Forward Inner	84	
613863	Buffer, Rubber	88	
613956	Finisher	90	HER.
613957	Finisher	78	HER.
614006	Friction Bush	81	T.2000, SP.4.
614041	Moulding	102	HER.
614122	Steering Column Cowl Assembly—R.H.S.	91	HER., SP.4.
614146	Remote Control Mech. Assy. Cam Lock L.H.	86	HER.
614147	Remote Control Mech. Assy. Cam Lock R.H.	86	HER.
614406	Finisher	96	HER.
614556	Washer	93, 94	HER.
614575	Push/Pull Control	93	HER.
614579	Push/Pull Control Assy. Water Valve L.H.S./R.H.S.	93	
614690	Clip	67	HER.

Part No.	Description	Page	Also Used on Models
615707	Clip	42	HER., T.2000.
616045	Washer	68	
616046	Washer	68	
616048	Washer	95	
616049	Washer	68, 69	
616050	Washer	69, 93	HER.
616054	Bracket	91	
616059	Push/Pull Control Assy. Water Valve R.H.S.	93	
616206	Drainflap	93	
620632	Wing Mirror, 'O' Type	91	
650261	Escutcheon	85, 86	TR.4.
701384	Clip	111	STB.
703569	Gusset Panel, Dash Side, Upper—L.H.—L.H.S.	75	
703570	Gusset Panel Assy.—R.H.	75	
703591	Panel, Side Rear Seat, Pan—L.H.	73	
703592	Panel, Side Rear Seat, Pan—R.H.	73	
703625	Bracket Mounting, 'B' Post—L.H.	73	
703626	Bracket Mounting, 'B' Post—R.H.	73	
703627	Panel, Filler, Bottom, Front Wheelarch—L.H.	80	HER.
703628	Panel, Filler, Bottom, Front Wheelarch—R.H.	80	HER.
703685	Bracket—L.H.S.	76	
703686	Bracket—R.H.S.	76	
703696	Weatherstrip	78	HER.
703708	Rear Overider Assy.—L.H.	102	HER.
703709	Rear Overider Assy.—R.H.	102	HER.
703733	Moulding, Door Waist —L.H.	102	
703735	Support Channel Assy.	88	
703741	Door Restraint Device Assembly	85	
703747	Steering Column Support, R.H.S.	91	HER.
703748	Steering Column Support, L.H.S.	91	HER.
703764	Demister Outlet Cover	89	HER.
703795	Droplight Glass—R.H. and L.H.	84	HER.
703805	Bracket Mounting Assy., Rear Luggage Floor—L.H.	73	
703806	Bracket Mounting Assy., Rear Luggage Floor—R.H.	73	
703807	Panel Assembly, 'B' Post, Outer—L.H.	77	
703808	Panel Assembly, 'B' Post, Outer—R.H.	77	
703809	Panel, Filler, Upper Tonneau to Rear Deck—L.H.	77	
703810	Panel, Filler, Upper Tonneau to Rear Deck—R.H.	77	
703829	Rear Number Plate	63	HER.
703862	Letter 'T'	80, 96	HER., ACV., TR.2,3,4.
703863	Letter 'R'	80, 96	ACV., HER., TR.2,3,4.

NUMERICAL INDEX

Part No.	Description	Page	Also Used on Models
703864	Letter 'I'	80, 96	ACV., HER., TR.2,3,4.
703865	Letter 'U'	80, 96	ACV., HER., TR.2,3,4.
703866	Letter 'M'	80, 96	ACV., HER., TR.2,3,4.
703867	Letter 'P'	80, 96	ACV., HER., TR.2,3,4.
703868	Letter 'H'	80, 96	ACV., HER., TR.2,3,4.
703877	Bracket, Stay Mounting	97	HER.
703956	Droplight Glass—R.H. and L.H.	84	HER.
703971	Channel Assy., Window Regulator—L.H.	84	HER.
703972	Channel Assy., Window Regulator—R.H.	84	HER.
703987	Millboard Dash, Lower, R.H.S.	105	HER.
703988	Listing Rail, No. 1	104	HER.
703989	Listing Rail, No. 2	104	HER.
703990	Listing Rail, No. 3	104	HER.
703991	Listing Rail, No. 4	104	HER.
704008	Listing Rail, No. 5	104	HER.
704026	Capping, Rear, Upper	103	HER.
704031	Millboard Dash, Upper, L.H.S.	105	HER.
704032	Millboard Dash, Upper, R.H.S.	105	HER.
704033	Rear Seal	80	HER.
704039	Pocket Rear Quarter Assy. (Matador Red), L.H.	106	HER.
704040	Pocket Rear Quarter Assy. (Matador Red), R.H.	106	HER.
704041	Pocket, Rear Qtr. Assy. (Phantom Grey), L.H.	106	HER.
704042	Pocket, Rear Qtr. Assy. (Phantom Grey), R.H.	106	HER.
704049	Pocket, Rear Qtr. Assy. (Black), L.H.	106	HER.
704050	Pocket, Rear Qtr. Assy. (Black), R.H.	106	HER.
704051	Pocket	106	HER.
704052	Pocket	106	HER.
704053	Pocket	106	HER.
704054	Pocket	106	HER.
704282	Gusset, Heelboard, 'B' Post—L.H.	74	
704283	Gusset, Heelboard, 'B' Post—R.H.	74	
704288	Centre Plate Assembly, Reinforcement—L.H.S.	89	HER.
704289	Centre Plate Assembly, Reinforcement—R.H.S.	89	HER.
704300	Cover, Panel, Spare Wheel	74	
704324	Glass Vent, Front Door Glass, Ventilator	84	
704393	Bracket—L.H.	99	HER.
704394	Bracket—R.H.	99	HER.
704401	Link—L.H.	99	HER.
704402	Link—R.H.	99	HER.
704406	Cantrail—L.H.	77	HER.
704407	Cantrail—R.H.	98	HER.
704412	Front Intermediate Stick Assembly	98	HER.

Part No.	Description	Page	Also Used on Models
704418	Retainer	100	HER.
704427	Reinforcement, Channel Assembly, Rear Deck	78	
704428	Reinforcement, Channel Side, Rear Deck, R.H.	78	
704429	Reinforcement, Channel Side, Rear Deck, L.H.	78	
704451	Link, L.H.	99	HER.
704452	Link, R.H.	99	HER.
704457	Cantrail, L.H.	98	HER.
704458	Cantrail, R.H.	98	HER.
704463	Retainer	100	HER.
704464	Retainer	100	HER.
704478	Pillar, Quarter Light and Reinforcement Brackets Assembly, L.H.	78	
704479	Pillar, Quarter Light and Reinforcement Brackets Assembly, R.H.	78	
704480	'B' Post Trim Details (Matador Red) L.H.	106	HER.
704481	'B' Post Trim Details (Matador Red) R.H.	106	HER.
704482	'B' Post Trim Details (Phantom Grey) L.H.	106	HER.
704483	'B' Post Trim Details (Phantom Grey) R.H.	106	HER.
704490	'B' Post Trim Details (Black) L.H.	106	HER.
704491	'B' Post Trim Details (Black) R.H.	106	HER.
704492	Cover	106	HER.
704493	Cover	106	HER.
704494	Cover	106	HER.
704495	Cover	106	HER.
704563	Channel, Glass Assembly, L.H.	84	HER.
704564	Channel, Glass Assembly, R.H.	84	HER.
704643	Tie Rod, Glass Channel, Bottom	84	HER.
704683	Finisher, Squab Rail (Pink Wistaria), L.H.	103	
704684	Finisher, Squab Rail (Pink Wistaria), R.H.	103	
704724	Moulding, Rear Lamp Surround, Upper	102	HER.
704743	Rear Corner Capping, L.H.	103	HER.
704744	Rear Corner Capping, R.H.	103	HER.
704782	Moulding, Rear Lamp Surround, Lower Lamp	102	HER.
704789	Cowl, Rear Number Plate Lamp	63	
704873	Knob	69	
704875	Knob	68	
704877	Knob	69	
704879	Knob	68	

NUMERICAL INDEX

Part No.	Description	Page	Also Used on Models
704880	Knob	94	HER.
704881	Heater Switch Knob	93	ACV., HER., TR.4.
704884	Knob, 'Heat'	93	HER., TR.4.
704975	Sun Visor Assembly (without mirror)	90	HER.
704976	Sun Visor Assembly (with mirror)	90	HER.
704977	Sun Visor Assembly (without mirror)	90	HER.
704978	Sun Visor Assembly (with mirror)	90	HER.
704987	Retainer	105	HER.
705026	Headlining Assembly	104	HER.
705045	Anti-Drum Stiffener Assy.	87	HER.
705046	Anti-Drum Stiffener Assy.	87	HER.
705211	Rubber Seal	63	
705450	Cubby Box Lid, L.H.S.	88	HER.
705451	Cubby Box Lid, R.H.S.	88	HER.
705464	Dash Side Millboard Assy. (Matador Red), L.H.	105, 106	HER.
705465	Dash Side Millboard Assy. (Matador Red), R.H.	105, 106	HER.
705466	Dash Side Millboard Assy. (Phantom Grey), L.H.	105	HER.
705467	Dash Side Millboard Assy. (Phantom Grey), R.H.	105	HER.
705474	Dash Side Millboard Assy. (Black), L.H.	105, 106	HER.
705475	Dash Side Millboard Assy. (Black), R.H.	105, 106	HER.
705476	Millboard	105, 106	HER.
705477	Millboard	105, 106	HER.
705478	Millboard	105, 106	HER.
705479	Millboard	105, 106	HER.
705666	Finishing Strip	101	
705732	Weather Curtain, Lock	87	HER.
705737	Hood Assembly (Black)	101	
705738	Hood Assembly (Sebring White)	101	
705784	Reinforcement, Waist to Wheelarch, L.H.	78	
705785	Reinforcement, Waist to Wheelarch, R.H.	78	
705786	Reinforcement, Front Edge Rear Deck	78	
705787	Panel, Wheelarch, Inner, L.H.	73	
705788	Panel, Wheelarch, Inner, R.H.	73	
705789	Grommet	73, 116	
705803	Finisher, Seal, Roof to Deck	78	
705881	Reinforcement, Regulator Pivot	85	HER.
705921	Squab Top Roll	109, 110	HER.
705982	Weather Curtain	84	
706028	Panel Assembly, R.H.S. L.H. Dash Side, Front	75	
706029	Panel Assembly, L.H.S. L.H. Dash Side, Front	75	

Part No.	Description	Page	Also Used on Models
706116	Door Handle, Outside, L.H., L.H.S.	86	
706117	Door Handle, Outside, R.H., R.H.S.	86	
706118	Cam Lock Assy., L.H.	85	
706119	Cam Lock Assy., R.H.	85	
706121	Cover, Gearbox Assembly	74	
706122	Outlet Duct Assembly	93	
706147	Facia Panel, Trim and Channel Support Assy.	88	
706148	Facia Panel Trim and Channel Support Assy. R.H.S.	88	
706149	Bonnet Front Moulding	81	
706150	Facia Outer Finisher, L.H.	89	
706151	Facia Outer Finisher	89	
706154	Front Overider Assy., L.H.	102	
706155	Front Overider Assy., R.H.	102	
706161	Moulding, Corner, Bonnet Front, L.H.	81	
706162	Moulding, Corner, Bonnet Front, R.H.	81	
706164	Moulding, Bonnet Waist, L.H.	102	
706165	Moulding, Bonnet Waist, R.H.	102	
706176	Front Door Trim Pad Assy. (Matador Red), L.H.	87	
706177	Front Door Trim Pad Assy. (Matador Red), R.H.	87	
706178	Front Door Trim Pad Assy. (Phantom Grey), L.H.	87	
706179	Front Door Trim Pad Assy. (Phantom Grey), R.H.	87	
706180	Front Door Trim Pad Assy. (Black), L.H.	87	
706181	Front Door Trim Pad Assy. (Black), R.H.	87	
706182	Door Trim Pad	87	
706183	Door Trim Pad	87	
706184	Door Trim Pad	87	
706185	Door Trim Pad	87	
706220	Centre Front Bumper	102	
706221	Door Outside Handle, L.H., R.H.S.	86	
706222	Door Outside Handle, R.H., L.H.S.	86	
706230	Sound Insulation Pad, L.H., R.H.S.	105	
706231	Pad, Sound Insulation, R.H., R.H.S.	105	
706232	Sound Insulation Pad, L.H., R.H.S.	105	
706233	Sound Insulation Pad, R.H., R.H.S.	105	
706234	Pad, Sound Insulation, Dash Side	106	
706235	Sound Insulation Pad, L.H., L.H.S.	105	

NUMERICAL INDEX

Part No.	Description	Page	Also Used on Models	Part No.	Description	Page	Also Used on Models
706236	Sound Insulation Pad, R.H., L.H.S.	105		708507	Duct	93	
706237	Sound Insulation Pad, L.H., L.H.S.	105		708548	Support	73	
706238	Sound Insulation Pad, R.H., L.H.S.	105		708549	Support	73	
706244	Millboard, Dash, Lower, L.H.S.	105		711353	Grommet	116	
706278	Remote Control Mechanism Assembly, L.H.	86		802814	Panel, Side, Trunk Aperture, L.H.	77	
706279	Remote Control Mechanism Assembly, R.H.	86		802815	Panel, Side, Trunk Aperture, R.H.	77	
706424	Header Panel Assembly	78		802845	Panel, Wheelarch, Outer, L.H.	73	
706432	Cantrail Assy., Front, L.H.	77		802846	Panel, Wheelarch, Outer, R.H.	73	
706433	Cantrail Assy., Front, R.H.	77		802967	Hinge Tube Assy., Bonnet	80	HER.
706434	Cantrail Assy., Rear, R.H.	78		803070	Sill Assembly, L.H.	71, 77	HER.
706435	Cantrail Assy., Rear, L.H.	78		803071	Sill Assembly, R.H.	71, 77	HER.
706554	Plate, Guide, Bonnet Locator, L.H.	75		803076	Window Regulator Assy., L.H.	85	HER.
706555	Plate, Guide, Bonnet Locator, R.H.	75		803077	Window Regulator Assy., R.H.	85	HER.
706567	Bracket, Bonnet Locator, Pin Mounting, L.H.	80		803200	Panel Assembly, 'A' Post, L.H.	75	HER.
706568	Bracket, Bonnet Locator, Pin Mounting, R.H.	80		803201	Panel Assembly, 'A' Post, R.H.	75	HER.
706652	Moulding, Waist, Tonneau Side, L.H.	102		803241	Panel Assy., R.H., L.H.S.	75	HER.
706658	Panel, Tonneau Side, Upper, Convertible, L.H.	77		803242	Panel Assy., R.H., R.H.S.	75	HER.
706659	Panel, Tonneau Side, Upper, Convertible, R.H.	77		803328	Door Ventilator Assy., L.H.	88	HER.
706896	Seal, Door, Inner Saloon	87		803329	Door Ventilator Assy., R.H.	88	HER.
706908	Facia Ash Tray Assembly	89		803355	Backlight Glass	96	HER.
706962	Facia Panel, Trimmed, and Channel Support Assy., L.H.S.	88		803357	Weatherstrip	96	HER.
706963	Facia Panel, Trimmed, and Channel Support Assy., R.H.S.	88		803358	Quarter Light Glass	96	HER.
707289	Plate	80	HER.	803404	Reinforcement, Rear Lower Assembly	78	
707290	Plate	80	HER.	803558	Weatherstrip	83	HER.
707291	Bracket	75	HER.	803559	Weatherstrip	83	HER.
707292	Bracket	75	HER.	803664	Outer Frame, L.H.	83	HER.
707339	Seal	87		803665	Outer Frame, R.H.	83	HER.
707350	Duct	93, 94	HER.	803680	Panel Assembly	76	HER.
708041	Pad	110		803689	Pad, Rear Squab	114	HER.
708060	Diaphragm	110	HER.	803782	Intermediate Stick and 'B' Post Upper Assy.	98	HER.
708097	Support, Steering Column, L.H.S.	91		803790	Rear Deck Assembly, Convertible	78	
708098	Support, Steering Column, R.H.S.	91		803791	Trunk Centre Closing Board	69	HER.
708101	Facia Panel Trimmed & Channel Support Assy. L.H.S.	88		804066	Rear Hood Stick Finisher	101	
708102	Facia Panel Trimmed & Channel Support Assy. R.H.S.	88		804090	Channel, Trim	115	
708479	Escutcheon	91		804091	Pad, Hair, Rear Squab	115	
708499	Deflector Plate	74		804092	Squab Board	115	
708506	Cover	74		804136	Pad, Rear Seat Cushion	88	
				804611	Panel, Luggage, Floor Side, L.H.	73	
				804612	Panel, Luggage, Floor Side, R.H.	73	
				804613	Closing Panel, Tonneau End, Lower	77	
				805047	Front Floor Carpet Assy., Moulded, L.H., R.H.S.	104	
				805055	Front Floor Carpet Assy., Moulded, R.H., R.H.S.	104	

NUMERICAL INDEX

Part No.	Description	Page	Also Used on Models
805063	Front Floor Carpet Assy., Moulded, L.H., L.H.S.	104	
805071	Front Floor Carpet Assy., Moulded, R.H., L.H.S.	104	
805079	Gearbox Cover Carpet	104	
805080	Carpet, Gearbox Cover, Smoke Grey and Black Mottle, R.H.S.	104	
805437	Panel, Inner Assembly, 'B' Post, L.H.	73	
805438	Panel, Inner Assembly, 'B' Post, R.H.	73	
805581	Seat Cushion Spring Case	87	HER.
805762	Glazing Rubber, L.H.	96	
805763	Glazing Rubber, R.H.	96	
805764	Waist Rail, Side, L.H.	78	
805765	Waist Rail, Side, R.H.	78	
805799	Rear Deck Assembly, Saloon	78	
805812	Millboard Assy., Handbrake	74	
805815	Trunk Lid Assembly	96	
805856	Weatherstrip, Windscreen	90	
805858	Windscreen Finisher	90	HER.
805859	Windscreen Finisher	90	HER.
806025	Rear Quarter Trim Assy. (Matador Red), L.H.	107	HER.
806026	Rear Quarter Trim Assy. (Matador Red), R.H.	107	HER.
806027	Rear Quarter Trim Assy. (Phantom Grey), L.H.	107	HER.
806028	Rear Quarter Trim Assy. (Phantom Grey), R.H.	107	HER.
806033	Rear Quarter Trim Assy. (Black), L.H.	107	HER.
806034	Rear Quarter Trim Assy. (Black), R.H.	107	HER.
806037	Trim Pad	107	HER.
806038	Trim Pad	107	HER.
806039	Trim Pad	107	HER.
806040	Trim Pad	107	HER.
806050	Rear Qtr. Trim Pad Details (Matador Red), L.H.	107	HER.
806051	Rear Qtr. Trim Pad Details (Matador Red), R.H.	107	HER.
806052	Rear Qtr. Trim Pad Details (Phantom Grey), L.H.	107	HER.
806053	Rear Qtr. Trim Pad Details (Phantom Grey), R.H.	107	HER.
806058	Rear Qtr. Trim Pad Details (Black), L.H.	107	HER.
806059	Rear Qtr. Trim Pad Details (Black), R.H.	107	HER.
806064	Trim Pad	107	
806065	Trim Pad	107	
806132	Board	109, 110	HER.
806262	Front Floor Assembly L.H., R.H.S.	73, 107	
806263	Front Floor Assembly, L.H., L.H.S.	73, 107	

Part No.	Description	Page	Also Used on Models
806269	Front Floor Assembly, R.H., R.H.S.	73	
806270	Front Floor Assembly, R.H., L.H.S.	73	
806271	Dash Shelf Panel Assy., R.H.S.	75	
806272	Dash Shelf Panel Assy., L.H.S.	75	
806293	Panel, Cover, Headlamp Housing	82	
806354	Frontal Grille Assembly	82	
806357	Sound Insulation Pad	74	
806359	Heater Assembly	93	
806402	Bonnet Top Moulding	81	
806491	Mat	102	
806493	Mat	102	
806501	Rear Centre Bumper	102	
806502	Rear Side Bumper, L.H.	102	
806503	Rear Side Bumper, R.H.	102	
806527	Front Outer Bumper, L.H.	102	
806528	Front Outer Bumper, R.H.	102	
806533	Sun Visor Assembly, L.H., R.H.S. (with mirror)	90	
806537	Sun Visor Assembly, R.H., L.H.S. (with mirror)	90	
806541	Sun Visor Assembly, L.H., L.H.S. (without mirror)	90	
806545	Sun Visor Assembly, R.H., R.H.S. (without mirror)	90	
806549	Channel, Stiffening Assy.	82	
806551	Stiffener, Front Panel to Wheelarch Assembly	80	
806552	Stiffener, Front Panel to Wheelarch Assembly	80	
806553	Rear Squab Trimmed Assy. (Matador Red)	113	
806554	Rear Squab Trimmed Assy. (Phantom Grey)	113	
806555	Rear Squab Trimmed Assy. (Black)	113	
806556	Rear Seat Squab Trimmed Assembly	113	
806557	Rear Seat Squab Trimmed Assembly	113	
806560	Rear Squab Assy., Leather Trim (Matador Red)	114	
806561	Rear Squab Assy., Leather Trim (Phantom Grey)	114	
806562	Rear Squab Assy., Leather Trim (Black)	114	
806563	Rear Seat Squab Trimmed Assembly	114	
806564	Rear Seat Squab Trimmed Assembly	114	
806567	Rear Qtr. Boot Millboard (R.H. only)	107	
806598	Plate, Tread, Sill	105	
806600	Front Valance Assy.	71, 82	
806606	Valance Panel Assembly, Engine Bay, L.H.	81	

NUMERICAL INDEX

Part No.	Description	Page	Also Used on Models	Part No.	Description	Page	Also Used on Models
806607	Valance Panel Assembly, Engine Bay, R.H.	82		808206	Millboard	106	
806640	Front Seat Frame Assy.	108		808207	Millboard	105	
806641	Case, Spring, Front Seat Squab	109		808208	Millboard	106	
806643	Pad, Cushion, Front Seat	108		808209	Millboard	105	
806644	Front Seat, Assy. P.V.C. Trim (Matador Red)	108		808275	Case	110	HER.
806645	Front Seat Assy., P.V.C. Trim (Phantom Grey)	108		808279	Front Seat Trimmed Assy.	109	
806646	Front Seat Assy., P.V.C. Trim (Black)	108		808280	Front Seat Trimmed Assy.	109	
806647	Front Seat Trimmed Assy.	108		808281	Front Seat Trimmed Assy.	109	
806648	Front Seat Trimmed Assy.	108		808282	Front Seat Trimmed Assy.	109	
806650	Front Seat Assy., Leather Trim (Matador Red)	108		808289	Front Seat Trimmed Assy.	109	
806651	Front Seat Assy., Leather Trim (Phantom Grey)	108		808290	Front Seat Trimmed Assy. (Less slides) Leather Trim, (Midnight Blue)	110	
806652	Front Seat Assy., Leather Trim (Black)	108		808291	Front Seat Trimmed Assy. (Less slides) Leather Trim, (Cactus)	110	
806653	Front Seat Trimmed Assy.	108		808293	Front Seat Trimmed Assy. (Less slides) Leather Trim (Black)	110	
806654	Front Seat Trimmed Assy.	108		808954	Valance Panel Assy., R.H.	82	
806656	Rear Squab Assy., P.V.C. Trim (Matador Red)	114		809043	Heater Assembly	93	
806657	Rear Squab Assy., P.V.C. Trim (Phantom Grey)	114		809309	Fresh Air Unit	94	
806658	Rear Squab Assy., P.V.C. Trim (Black)	115		901338	Outer Door Panel, L.H.	83	
806659	Rear Seat Squab Trimmed Assembly	113		901339	Outer Door Panel, R.H.	83	
806660	Rear Seat Squab Trimmed Assembly	115		901397	Outer Wheelarch, L.H.	80	HER.
806662	Rear Squab Assy., Leather Trim (Matador Red)	115		901398	Outer Wheelarch, R.H.	80	HER.
806663	Rear Squab Assy., Leather Trim (Phantom Grey)	115		901432	Windscreen Glass (Toughened)	90	HER.
806664	Rear Squab Assy., Leather Trim (Black)	115		901433	Windscreen Glass (Laminated)	90	HER.
806665	Rear Seat Squab Trimmed Assembly	115		901493	Cantrail Assembly, L.H.	78	HER.
806666	Rear Seat Squab Trimmed Assembly	115		901494	Cantrail Assembly, R.H.	78	HER.
806692	Seat Pan Assembly	73	HER.	901986	Spring Case, Rear Seat Cushion	113	
806694	Seat Pan Assy., Convertible	73		901979	Panel	76	HER.
806846	Air Distribution Box	94		901980	Panel	76	HER.
806934	Angle, Trim, L.H.	89		902256	Door Assembly, L.H.	83	HER.
806935	Angle, Trim, R.H.	89		902257	Door Assembly, R.H.	83	HER.
806952	Slide	111	HER.	902258	Door Assembly, L.H.	64	
806953	Slide	111	HER.	902260	Folding Hood Assembly, Complete (Trimmed Black)	98	
806970	Seat Slide, L.H.	111		902261	Folding Hood Assembly, Complete (Trimmed White)	98	
806971	Seat Slide, R.H.	111		902268	Panel, Rear Valance Assembly, Centre	74	
806995	Moulding, Waist, Tonneau Side, R.H.	102		902270	Panel, Tonneau Side, Lower, L.H.	77	
807312	Board Assembly, Trunk Closing	103		902271	Panel, Tonneau Side, Lower, R.H.	77	
808162	Frame	110	HER.	902273	Panel, Rear Valance Side, L.H.	77	
808201	Millboard	105	HER.	902274	Panel, Rear Valance Side, R.H.	77	
808202	Millboard	105	HER.	902289	Roof Panel Assembly	78	
808203	Millboard	105		902301	Panel Screen and Front Deck Assembly, L.H.S.	76	
808205	Millboard	105		902302	Panel Screen and Front Deck Assembly, R.H.S.	76	
				902318	Panel, Tonneau Side, Upper, Saloon, L.H.	77	

NUMERICAL INDEX

Part No.	Description	Page	Also Used on Models
902319	Panel, Tonneau Side, Upper, Saloon, R.H.	77	
902328	Tonneau Side Assembly, Saloon, L.H.	76	
902329	Tonneau Side Assembly, Saloon, R.H.	76	
902663	Veneered Facia Panel Assembly, R.H.S.	88	HER.
902679	Spring Case, Rear Seat Cushion	112	HER.
902698	Rear Cushion Assembly, Leather Trim (Matador Red)	111	
902699	Rear Cushion Assembly, Leather Trim (Phantom Grey)	111	
902702	Rear Cushion Assembly, Leather Trim (Black)	112	
902703	Rear Seat Cushion Trimmed Assembly	112	HER.
902704	Rear Seat Cushion Trimmed Assembly	112	HER.
902714	Rail, Tonneau Support Assembly	78	
902748	Spring Case	114	HER.
902892	Rear Cushion Assembly, Leather Trim (Matador Red)	113	
902893	Rear Cushion Assy., Leather Trim (Phantom Grey)	112, 113	
902896	Rear Cushion Assembly, Leather Trim (Black)	113	
902898	Rear Seat Cushion Trimmed Assembly	113	
902899	Rear Seat Cushion Trimmed Assembly	113	
902938	Panel	88	
902947	Top Panel, Bonnet	80	
902973	Dash and Windscreen Assembly, R.H.S.	70, 76	
902974	Dash and Windscreen Assembly, L.H.S.	70, 76	
902981	Dash and Windscreen Assembly, R.H.S.	75, 70	
902982	Dash and Windscreen Assembly, L.H.S.	75, 70	
903066	Gearbox Cover Panel	44	
903075	Panel, Wheelarch, Front Inner, L.H.	80	
903076	Panel, Wheelarch, Front Inner, R.H.	80	
903083	Roof Panel Assembly	71	
903104	Bonnet Assembly	70	
903106	Front Panel Assembly	82	
903107	Front Wing Side Assembly, L.H.	80	
903108	Front Wing Side Assembly, R.H.	80	

Part No.	Description	Page	Also Used on Models
903110	Rear Seat Cushion Trimmed Assembly (Matador Red)	111	
903111	Rear Seat Cushion Trimmed Assembly (Phantom Grey)	111	
903112	Rear Seat Cushion Trimmed Assembly (Black)	111	
903113	Rear Seat Cushion Trimmed Assembly	111	
903114	Rear Seat Cushion Trimmed Assembly	111	
903171	Rear Seat Cushion Assy., P.V.C. Trimmed (Matador Red)	112	
903172	Rear Cushion Assembly, P.V.C. Trimmed (Phantom Grey)	112	
903173	Rear Seat Cushion Assy., P.V.C. Trimmed (Black)	112	
903174	Rear Seat Cushion Trimmed Assembly	112	
903175	Rear Seat Cushion Trimmed Assembly	112	
903181	Luggage Floor Assembly	73	
903187	Rear Floor Assembly	73	
903189	Rear Floor Assembly	73	
903194	Rear End Complete Assy. (Less Trunk Lid)	71	
903195	Rear End Complete Assy. (Less Trunk Lid)	71	
903313	Dash and Windscreen Assy., L.H.S. (Saloon)	71, 76	
903314	Dash and Windscreen Assy., R.H.S. (Saloon)	71, 76	
903315	Dash and Windscreen Assy., (Conv.), L.H.S.	71, 76	
903316	Dash and Windscreen Assy., R.H.S. (Conv)	71, 76	
903319	Bonnet Assembly	70	
903352	Tonneau Side Assembly, Convertible, L.H.	76	
903353	Tonneau Side Assembly, Convertible, R.H.	76	
903365	Panel, Veneered Assembly, Facia, R.H.S., Normal Fitment	88	
903370	Panel, Veneered Assembly, Facia, R.H.S., Temperature Gauge Condition	88	
903387	Folding Head Assembly Complete (Trimmed Black)	77	
903388	Folding Head Assembly Complete (Trimmed White)	77	
903899	Panel	88	
903900	Panel	88	
903945	Windscreen Glass (Zone Toughened) L.H.S.	90	HER.

NUMERICAL INDEX

Part No.	Description	Page	Also Used on Models
903946	Windscreen Glass (Zone Toughened) R.H.S.	90	HER.
907398	Panel, Veneered Assembly, Facia, R.H.S., Tempera- ture Gauge Condition	69	
CD13515	Washer, Cup	106	
CD15685/B	Washer	75	
CD22869	Rubber Buffer	80	SC.10,10-1,PNT.,HER., 7 CWT. VAN, BRIG.
CD24152	Washer Cup	89, 104, 107	
CD25340	Rubber Buffer	99	HER.
CD26326	Mounting Pad	72	TR.2,3.
CD26337	Stud	104	
CD31433	Black—Pencil	117	
CD31445	Signal Red—Pencil	117	
CD31597	Lichfield Green—Pencil	117	

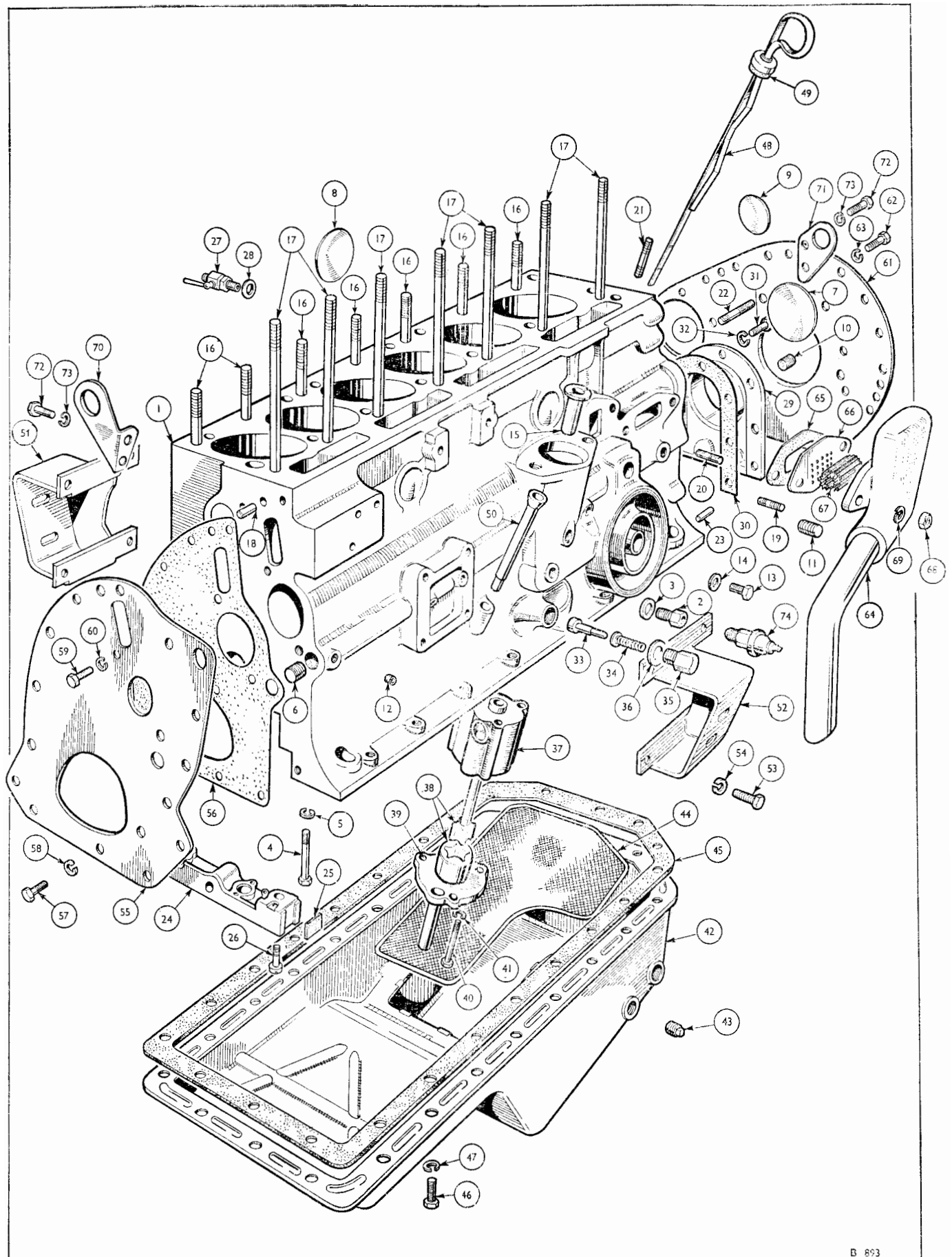
Part No.	Description	Page	Also Used on Models
CD31641	Pale Yellow—Pencil	117	
CD31642	Powder Blue—Pencil	117	
CS4009	Clip, Bellows	36	
CS4011	Clip, Suregrip, Inlet Hose Attachment	93, 94	
CS4012	Clip	17	TR.2,3, 10 EST. Car, PNT., ACV., 7 CWT VAN, BRIG., ENDL. T.2000.
CS4020	Clip, Hose to Tank and Radiator	36, 46	
CS4023	Clip, Bottom Hose Attachment	46, 47	
CS4025	Clip, Hose Attachment	47	
CS4033	Clip	17	
CS4040	Clip	17	
CS4042	Clip	17	

ENGINE

3

Part No.	Description	Plate No.	No. per Unit	Remarks
511126	†ENGINE UNIT (8-75 to 1 Ratio) (For countries using high octane fuel)		1	
511127	†ENGINE UNIT (7 to 1 Ratio) (For countries using low octane fuel)		1	
NOTE:—The above units are supplied less Water Pump, Distributor, Dynamo, Petrol Pump, Oil Filter, Thermostat, Exhaust and Inlet Manifolds, Carburettors and Sparking Plugs				
511370	DECARBONISING SET		1	
511125	ENGINE GASKET SET		1	
511124	CYLINDER BLOCK ASSEMBLY	A1	1	
129889	Adaptor	A2	1	
500463	Washer, copper	A3	1	
HB1024	Bolt	A4	8	
WL0210	Washer, lock	A5	8	
PS1103	Oil gallery front	A6	1	
44473	Rear of camshaft	A7	1	
46549	Core	A8	5	
46172	Plug		1	Fitted from Engine No. and future
56712	Rear face and L.H. side of block	A9	3	
118632	Plug, dryseal, oil gallery, rear	A10	1	
PU1404	Plug, $\frac{3}{8}$ " oil gallery	A11	1	
118686	Plug, $\frac{1}{8}$ " oil gallery	A12	6	
HU1004	Setscrew	A13	1	
500463	Washer, copper	A14	1	
126787	Bush, oil pump shaft	A15	1	
133804	Stud, short		7	} High Compression } Engine only } Low Compression } Engine only
133805	Stud, long		7	
133803	Stud, short	A16	7	
119758	Stud, long	A17	7	
DP0514	Dowel, timing cover attachment	A18	2	
100433	Petrol pump attachment	A19	2	
100433	Breather pipe attachment	A20	2	
101962	Distributor pedestal attachment	A21	2	
132873	Stud	A22	3	Fitted up to Engine No. only
139836	Gearbox and rear engine plate		3	Fitted from Engine No. and future
DP0610	Rear engine plate attachment	A23	1	Fitted up to Engine No. HB9814E only
DP0612	Dowel		1	Fitted from Engine No. HB9815E and future
DP0616	Rear engine plate attachment	A23	1	

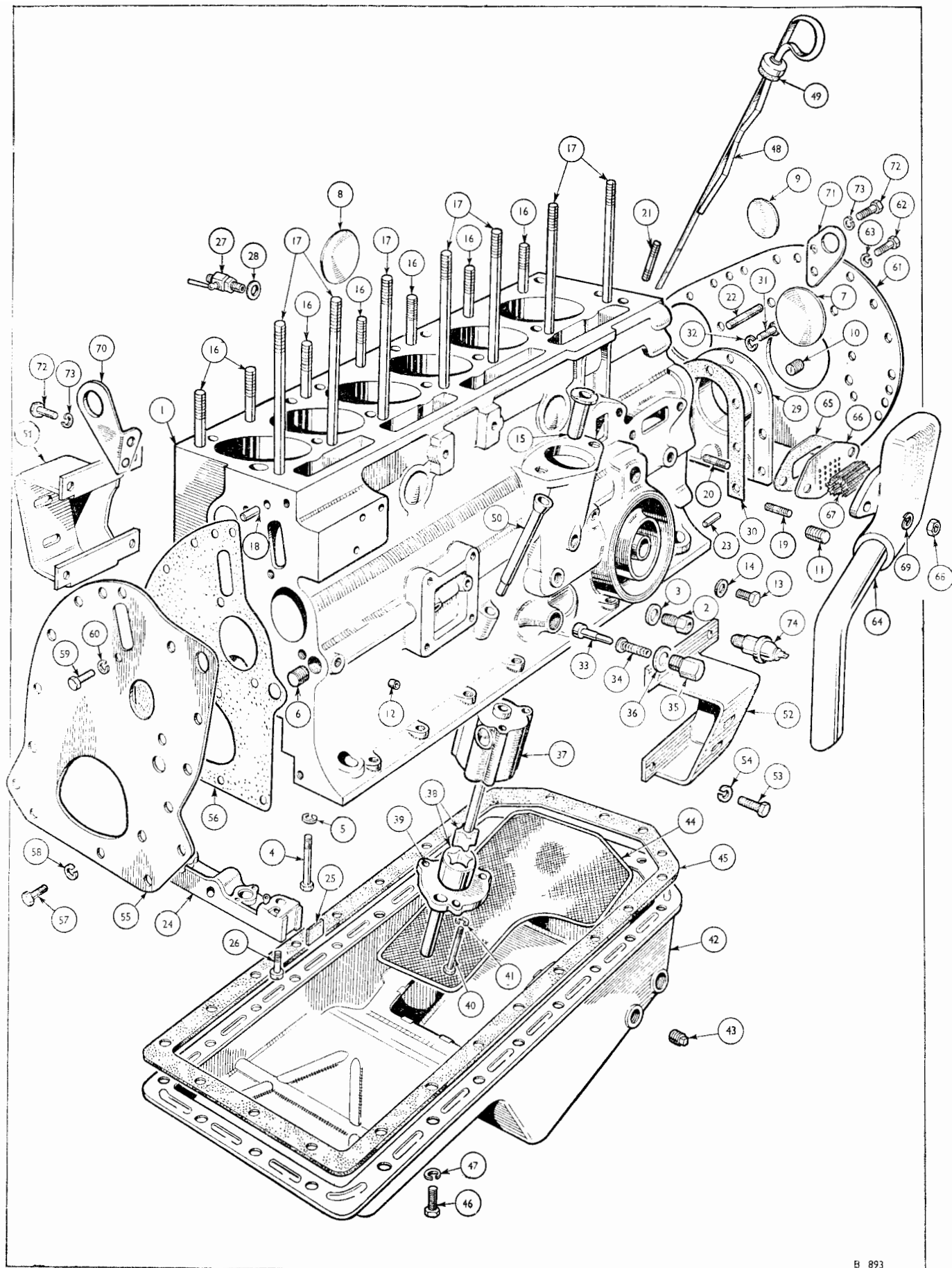
Note:—Items marked thus † are available on our Factory Exchange Unit Scheme



ENGINE

Part No.	Description	Plate No.	No. per Unit	Remarks
CYLINDER BLOCK ASSEMBLY—cont.				
100433	Stud } Timing cover and engine		2	} Fitted from Engine No. HB9933 and future
HN2008	Nut } plate attachment		2	
104863	Block , sealing, front	A24	1	
36234	Piece , filling } Sealing block to	A25	2	
100501	Screw } cylinder block	A26	2	
61478	Tap , drain } Fitted in	A27	1	
WF0511	Washer , fibre } cylinder block	A28	A/R	
133996	Liner , cylinder		6	
104822	OIL RETAINING COVER—REAR	A29	1	Alternative to 137374
137374	OIL RETAINING COVER—REAR		1	Alternative to 104822
105321	Washer , oil retaining } Cover to	A30	1	
HB0809	Bolt } cylinder	A31	7	
WL0208	Washer , lock } block	A32	7	
OIL PRESSURE ADJUSTMENT DETAILS				
132107	Piston , relief valve	A33	1	
131535	Spring	A34	1	
107246	Plug , relief valve	A35	1	
501258	Washer	A36	1	
127400	† OIL PUMP ASSEMBLY			
127732	Body assembly	A37	1	
104963	Plug , core, oil pump body		1	
508975	Rotor and spindle assembly	A38	1	
127401	Cover assembly, body	A39	1	Fitted up to Engine No. HB20877E only
139288	Cover assembly, body		1	Fitted from Engine No. HB20878E and future
HB0724	Bolt } Oil pump to	A40	3	
WL0207	Washer , lock } cylinder block	A41	3	
304932	OIL SUMP ASSEMBLY	A42	1	Fitted up to Engine No. HB23006E only
307039	OIL SUMP ASSEMBLY		1	Fitted from Engine No. HB23007E and future
114774	Plug , oil drain	A43	1	
129795	Gauze , strainer	A44	1	
204731	Washer { Between sump	A45	1	Alternative to 211125
211125	and block		1	Alternative to 204731
HU0805	Setscrew } Oil sump	A46	23	
WL0208	Washer , lock } to block	A47	23	
127653	Dipstick assembly	A48	1	
32307	Washer , felt, on dipstick	A49	1	
127652	Tube , dipstick, support	A50	1	
133284	MOUNTING BRACKET—R.H.	A51	1	
133285	MOUNTING BRACKET—L.H.	A52	1	
HU0906	Setscrew } Mounting bracket	A53	8	
WL0209	Washer , lock } to cylinder block	A54	8	

Note:—Items marked thus † are available on our Factory Exchange Unit Scheme



ENGINE

Part No.	Description	Plate No.	No. per Unit	Remarks
205456	FRONT ENGINE PLATE	A55	1	
205457	Joint , front engine plate	A56	1	
HU0806	Setscrew } Front engine plate	A57	3	
WL0208	Washer , lock } to cylinder block	A58	3	
HU0807	Setscrew } Front engine plate and camshaft	A59	2	
WL0208	Washer , lock } locating plate to cylinder block	A60	2	
208833	REAR ENGINE PLATE	A61	1	Fitted up to Engine No. only
211514	REAR ENGINE PLATE		1	Fitted from Engine No. and future
HU0806	Screw , set } Rear engine plate	A62	7	Fitted up to Engine No. only
HU0807	Screw , set } cylinder block		7	Fitted from Engine No. and future
WL0208	Washer , lock }	A63	7	
130907	BREATHER PIPE AND BODY ASSEMBLY	A64	1	
124954	Gasket , breather pipe	A65	2	} Not required when closed circuit breather fitted
128870	Baffle , breather pipe	A66	1	
129101	Mesh , wire, inserted in flange of breather pipe body	A67	1	} Only required when closed circuit breather fitted
138126	Plate } Blanking breather		1	
124954	Gasket } pipe outlet		1	
HN2008	Nut } Breather pipe or blanking	A68	2	
WL0208	Washer , lock } plate to cylinder block	A69	2	
	ENGINE LIFTING EYES			
123716	Eye , lifting, front	A70	1	
123715	Eye , lifting, rear	A71	1	
HU0805	Screw , set } Lifting eye	A72	4	
WL0208	Washer , lock } to block	A73	4	
121398	† OIL PRESSURE SWITCH	A74	1	

Note:—Items marked thus † are available on our Factory Exchange Unit Scheme

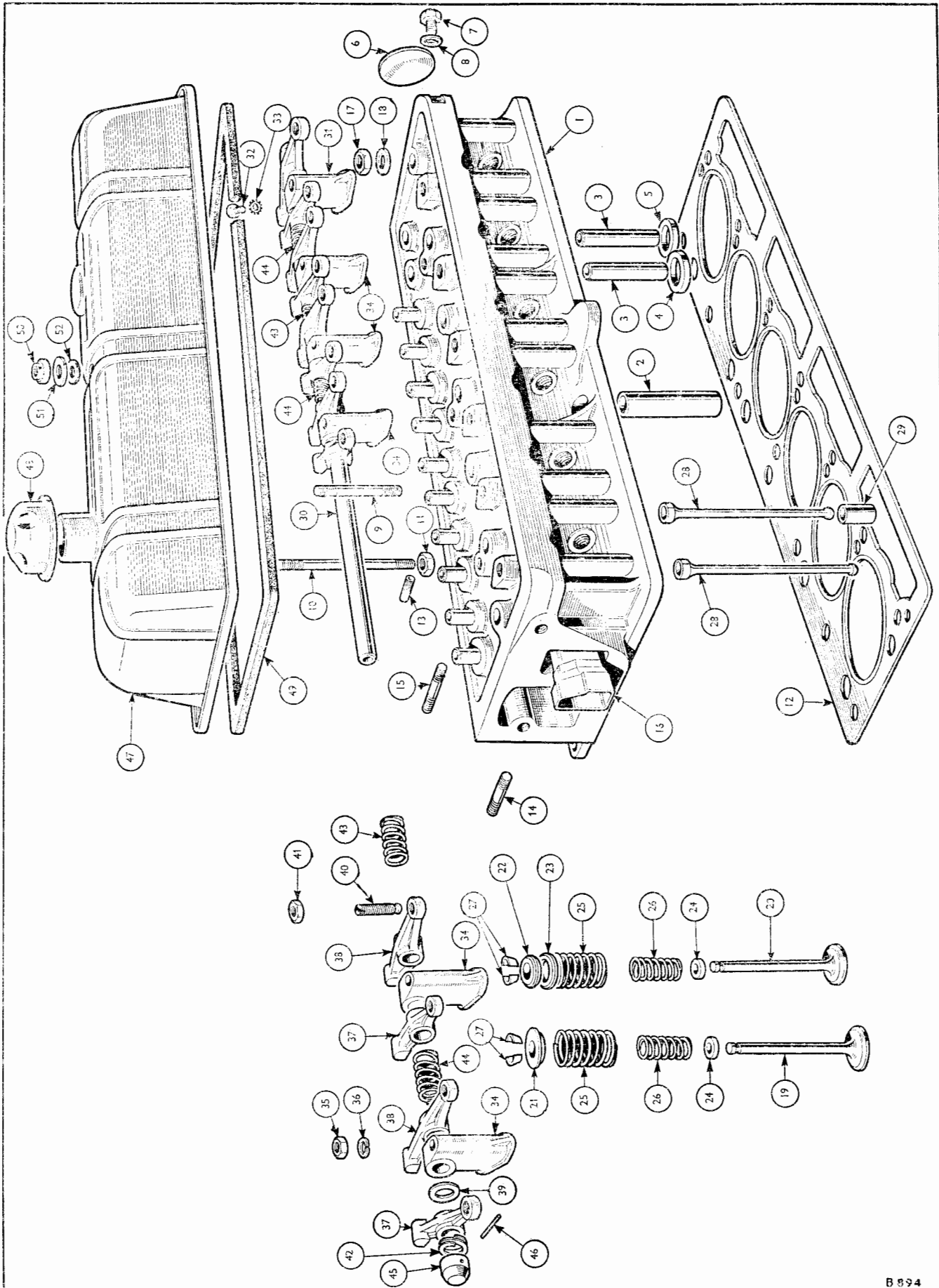


PLATE B

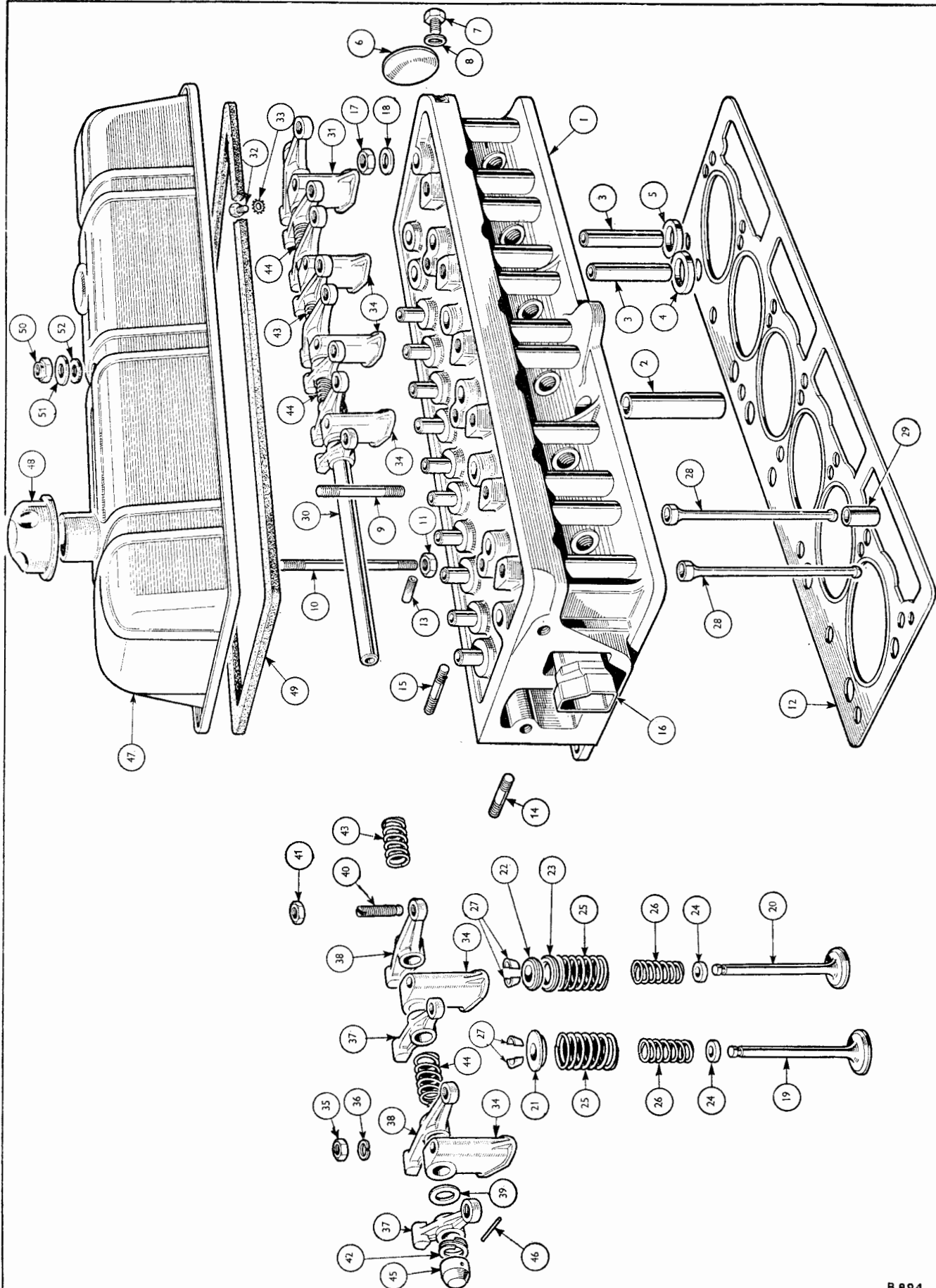
B 994

VITESSE

ENGINE

Part No.	Description	Plate No.	No. per Unit	Remarks
511122	CYLINDER HEAD ASSEMBLY (8.75 TO 1 RATIO) with valves and springs		1	For countries using high octane fuel
208925	CYLINDER HEAD ASSEMBLY (8.75 TO 1 RATIO) less valves and springs	B1	1	
511123	CYLINDER HEAD ASSEMBLY (7 TO 1 RATIO) with valves and springs		1	For countries using low octane fuel
209049	CYLINDER HEAD ASSEMBLY (7 TO 1 RATIO) less valves and springs	B1	1	
512837	CYLINDER HEAD ASSEMBLY (8.75 TO 1 RATIO) with valves and springs		1	For countries using high octane fuel
210860	CYLINDER HEAD ASSEMBLY (8.75 TO 1 RATIO) less valves and springs		1	
512838	CYLINDER HEAD ASSEMBLY (7 TO 1 RATIO) with valves and springs		1	For countries using low octane fuel
210976	CYLINDER HEAD ASSEMBLY (7 TO 1 RATIO) less valves and springs		1	
NOTE:—The above assemblies do not include Rocker details or Inlet and Exhaust Manifold studs				
111872	Tube , sealing push rod	B2	12	Fitted from Engine No. HB16302E and future
119622	Guide , valve	B3	12	
130814	Insert , inlet valve seat	B4	6	
130813	Insert , exhaust valve seat	B5	6	
27378	Plug , core { In rear face of head	B6	1	
116511			1	
HU0803	Setscrew } Rocker	B7	1	
500469	Washer , copper } oil feed	B8	1	
132495	Stud { Rocker pedestal Rocker cover	B9	6	
105123		B10	3	
HN2008	Nut } Rocker cover	B11	3	
30123	Linger , lead } studs to head		A/R	
208652	Gasket , cylinder head	B12	1	
127398	Dowel (Special), inlet manifold attachment	B13	1	
100419	Stud , inlet manifold	B14	2	
105124	Stud , exhaust manifold, outer	B15	2	
204878	Tube assembly { Water delivery	B16	1	
210829			1	
110748	Nut } Cylinder head to block	B17	14	
WP0009	Washer , plain }	B18	14	
30123	Linger , lead }		A/R	

Note:—Items marked thus † are available on our Factory Exchange Unit Scheme



ENGINE

Part No.	Description	Plate No.	No. per Unit	Remarks
VALVES				
122257	Valve, inlet	B19	6	
122258	Valve, exhaust	B20	6	Fitted up to Engine No. HB16301E only
137841	Valve, exhaust		6	Fitted from Engine No. HB16302E and future
111870	Collar, spring, upper (inlet valve only)	B21	6	
128334	Collar, valve (exhaust only)—inner	B22	6	
128335	Collar, valve (exhaust only)—outer	B23	6	
111871	Collar, spring, lower	B24	12	} Alternatives in sets to 136487 and 105118
121251	Spring, valve (outer)	B25	12	
102564	Spring, valve (inner)	B26	12	
136487	Spring, valve		12	
105118	Collar, spring, lower		12	
106663	Cotter, split cone	B27	12 prs.	Alternatives in sets to 111871, 121251 and 102564
119811	PUSH ROD	B28	12	Low Compression Engines only
129058	PUSH ROD		12	High Compression Engines only
104823	Tappet, push rod	B29	12	
204736	ROCKER SHAFT	B30	1	
128425	Pedestal, rocker, drilled	B31	1	
104859	Screw, locating	B32	1	} Shaft to drilled pedestal
500995	Washer, shakeproof	B33	1	
128424	Pedestal, rocker, plain	B34	1	
HN2009	Nut	B35	6	} Rocker pedestal to cylinder head
WVP0184	Washer, plain	B36	6	
109023	Rocker, No. 1	B37	6	
109024	Rocker, No. 2	B38	6	
119759	Washer, spacing	B39	12	
57109	Pin, adjusting	B40	12	} Fitted to rockers
57110	Nut, lock	B41	12	
105322	Spring, rocker	B42	2	Outer
119312		B43	2	Intermediate
119313		B44	3	Intermediate
104838	Collar, on ends of shaft	B45	2	
500975	Pin, mills, securing collar	B46	2	
208923	ROCKER COVER ASSEMBLY	B47	1	} Not required when closed circuit breather fitted
113569	Oil Filler and Breather Cap Assembly	B48	1	
210908	ROCKER COVER ASSEMBLY		1	} Only required when closed circuit breather fitted
138176	Cap, oil filler		1	
119322	Washer, cover	B49	1	
TN3208	Nut, nyloc	B50	3	} Rocker cover to studs in combustion head
WVP0008	Washer, plain	B51	3	
WVF0508	Washer, fibre	B52	3	

Note:—Items marked thus † are available on our Factory Exchange Unit Scheme

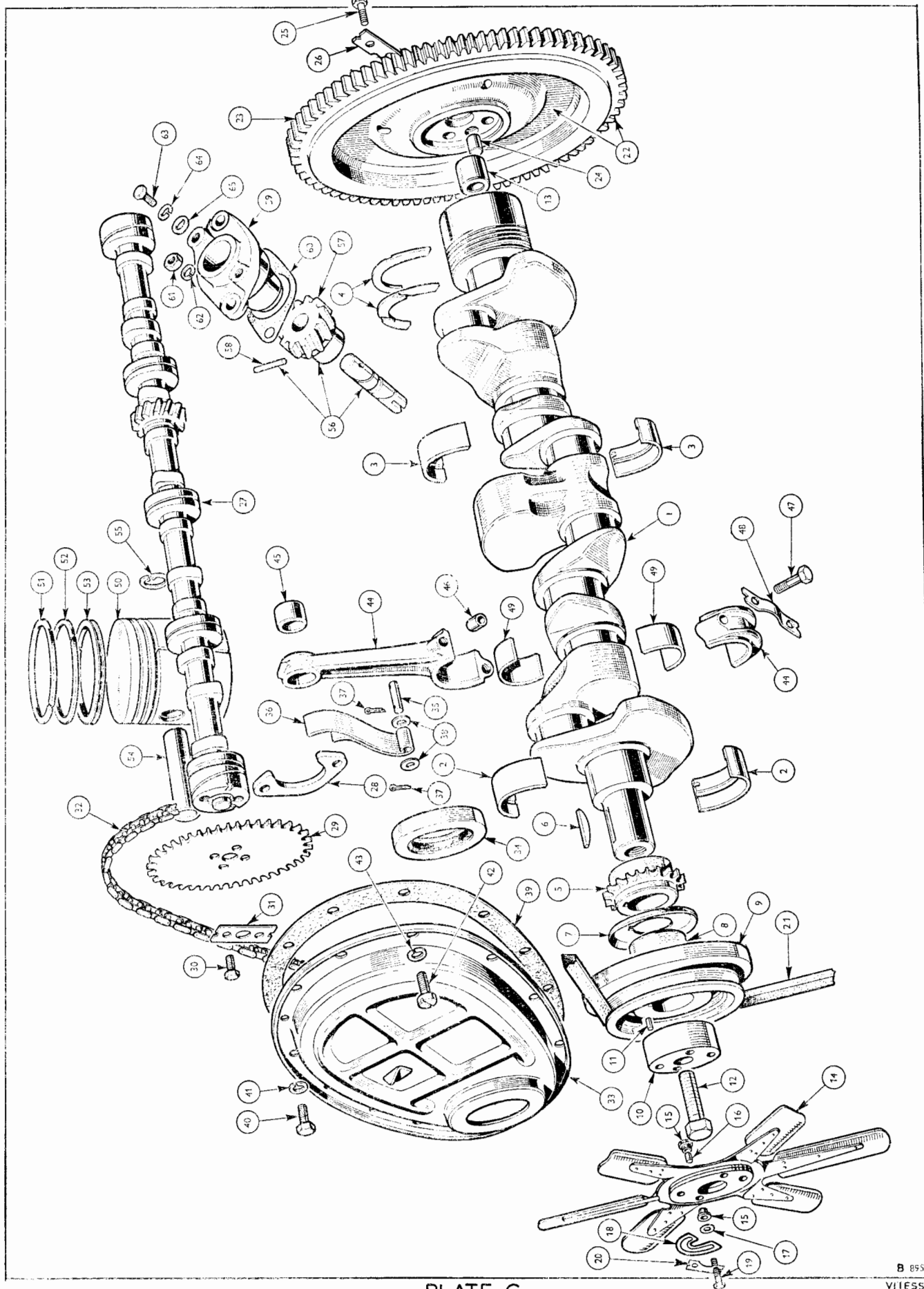


PLATE C

ENGINE

Part No.	Description	Plate No.	No. per Unit	Remarks
304950	CRANKSHAFT	C1	1	
104819	Bearing, main, front and rear	C2	2 prs.	
126938	Bearing, intermediate	C3	2 prs.	
104820	Washer, thrust (obtainable .0005" O/S)	C4	2	
119389	Wheel, chain	C5	1	
133234	Key, locating chain wheel on crankshaft	C6	1	
119390	Deflector, oil	C7	1	
133235	Sleeve, oil seal	C8	1	
133244	Pulley and damper assembly	C9	1	
133238	Adaptor, fan	C10	1	
DP0508	Dowel, fan adaptor	C11	2	
HB1316	Bolt	C12	1	
105143	Bush, constant pinion, fitted in end of crankshaft	C13	1	
	MAIN BEARINGS are obtainable in the following undersizes:—			
	— .010", — .020", — .030". When ordering please quote part number and undersize required			
209244	FAN ASSEMBLY	C14	1	Fitted up to Engine No. HB17376E only
211529	FAN ASSEMBLY		1	Fitted from Engine No. HB17377E up to Engine No. HB20505E only
211986	FAN ASSEMBLY		1	Fitted from Engine No. HB20506E and future
108496	Bush	C15	8	
108499	Sleeve	C16	4	
108495	Washer	C17	4	
107858	Piece, balance	C18	1	
HB0810	Bolt	C19	4	
107857	Washer, tab	C20	2	
201403	Belt, fan	C21	1	
211138	Belt, fan		1	Special orders only
132321	FLYWHEEL ASSEMBLY	C22	1	Fitted up to Engine No. HB17719E only
139978	FLYWHEEL ASSEMBLY		1	Fitted from Engine No. HB17720E and future
201350	Ring, gear	C23	1	
127883	Dowel	C24	2	
105116	Bolt	C25	4	} Fitted up to Engine No. HB17719E only
102076	Washer, tab	C26	2	
138526	Bolt		4	Fitted from Engine No. HB17720E and future
	} Flywheel to crankshaft			
306785	CAMSHAFT	C27	1	
105114	Plate, locating	C28	1	
	NOTE:—For locating plate attachment details see Front Engine Plate			
35960	Wheel, chain	C29	1	
100500	Screw, set	C30	2	
36411	Plate, locking	C31	1	
105131	Chain, timing	C32	1	
	} Chainwheel to camshaft			

Note:—Items marked thus † are available on our Factory Exchange Unit Scheme

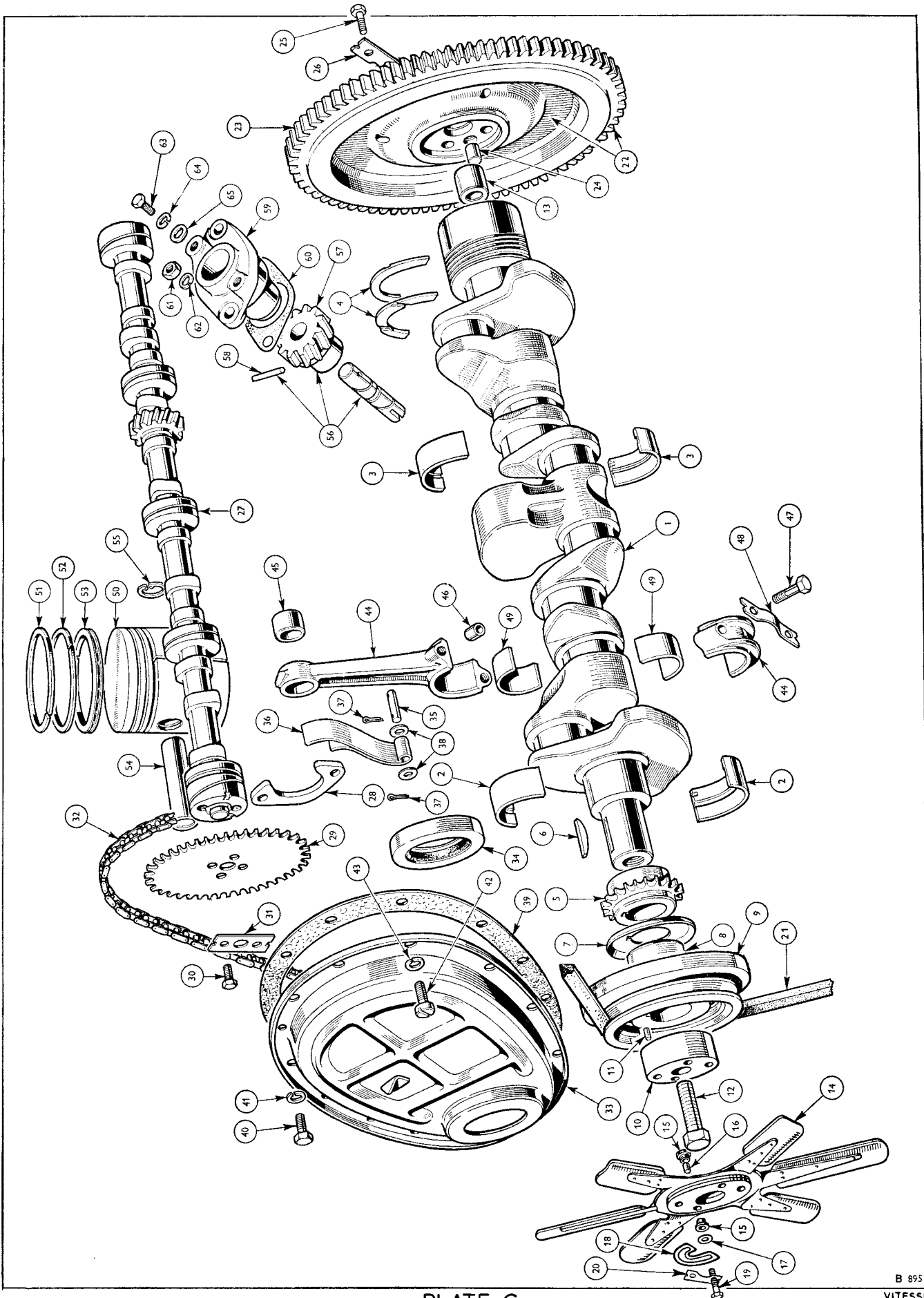


PLATE C

ENGINE

Part No.	Description	Plate No.	No. per Unit	Remarks
207492	TIMING COVER ASSEMBLY	C33	1	
125631	Seal, oil, in timing cover	C34	1	
33214	Pin, anchor, chain tensioner	C35	1	
42425	Tensioner, chain	C36	1	
PC0007	Pin, cotter	C37	2	
WP0018	Washer, plain	C38	2	
201312	Washer, joint, timing cover	C39	1	Alternative to 211126
211126	Washer, joint, timing cover		1	Alternative to 201312
HU0807	Screw, set	C40	7	} Fitted up to Engine No. HB9932E only Fitted from Engine No. HB9933E and future
WL0208	Washer, lock	C41	7	
HU0807	Screw, set		5	
WL0208	Washer, lock		5	
HN2008	Nut		5	
PT0803	Screw, set	C42	5	
WL0208	Washer, lock	C43	5	
119812	CONNECTING ROD ASSEMBLY	C44	6	} Fitted up to Engine No. HB18615E only
119813	Bush, small end	C45	6	
107401	Dowel, hollow, connecting rod bolt	C46	12	
119729	Bolt, connecting rod attachment	C47	12	
119730	Washer, tab, locking bolts	C48	6	
138548	CONNECTING ROD ASSEMBLY		6	} Fitted from Engine No. HB18616E and future
119813	Bush, small end		6	
107401	Dowel, hollow, connecting rod bolt		12	
138529	Bolt, connecting rod attachment		12	
128391	Bearing, big end	C49	12	
			halves	
SMALL END BUSHES are obtainable in the following oversize:— +.010"				
BIG END BEARINGS are obtainable in the following undersizes:— — .010", — .020", — .030". When ordering please quote part number and size required				
129059	PISTON ASSEMBLY (Graded F-G-H)	C50	6	
129060	Ring, compression (plated)	C51	6	
129061	Ring, compression	C52	6	
129062	Ring, scraper	C53	6	
129063	Pin, gudgeon	C54	6	
508978	Circlip, retaining gudgeon pin	C55	12	

PISTONS are obtainable +.020" oversize

PISTON RINGS are obtainable in the following oversizes:—
+.010", +.020", +.030". Please quote part number and size required when ordering

Note:—Items marked thus † are available on our Factory Exchange Unit Scheme

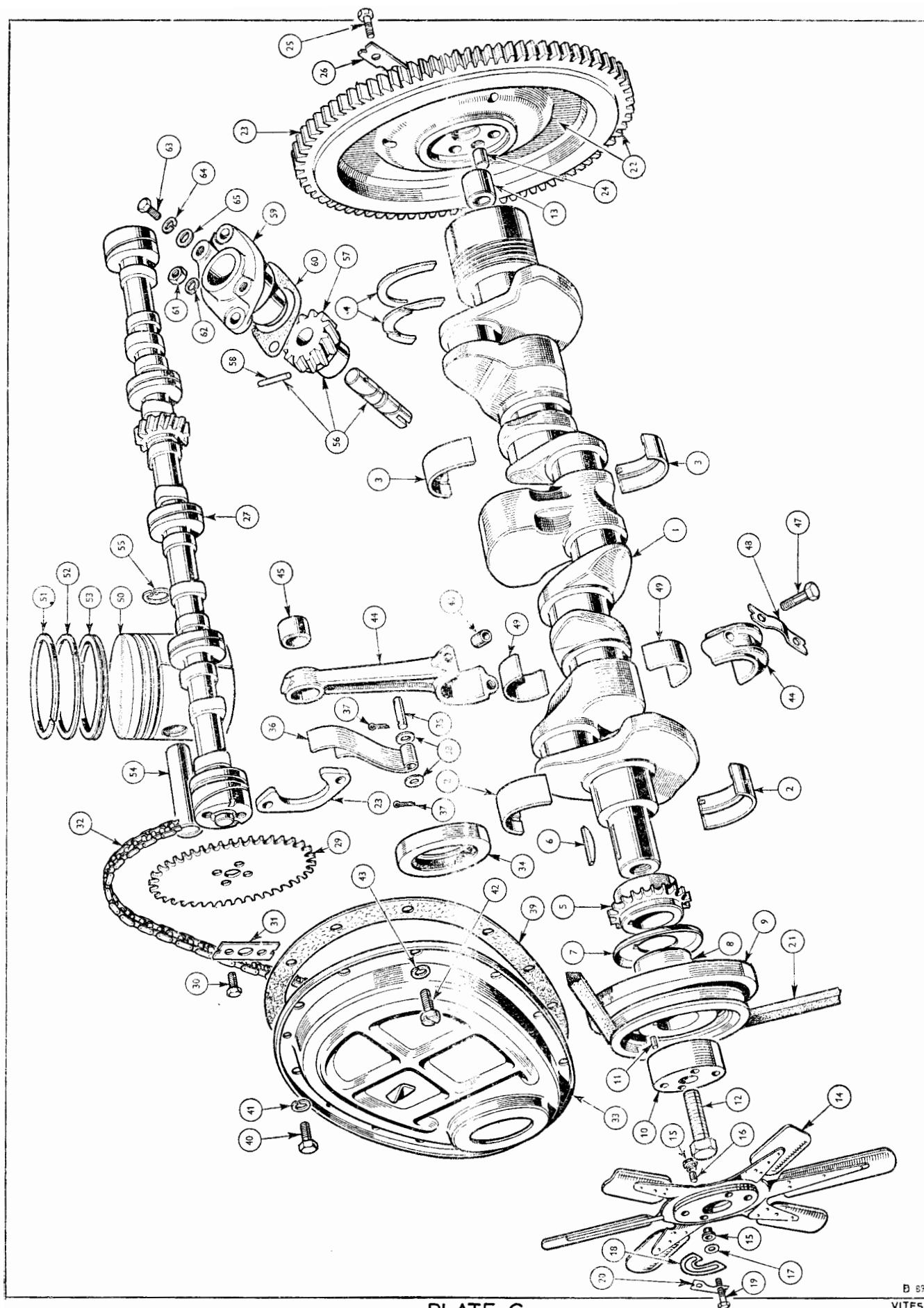


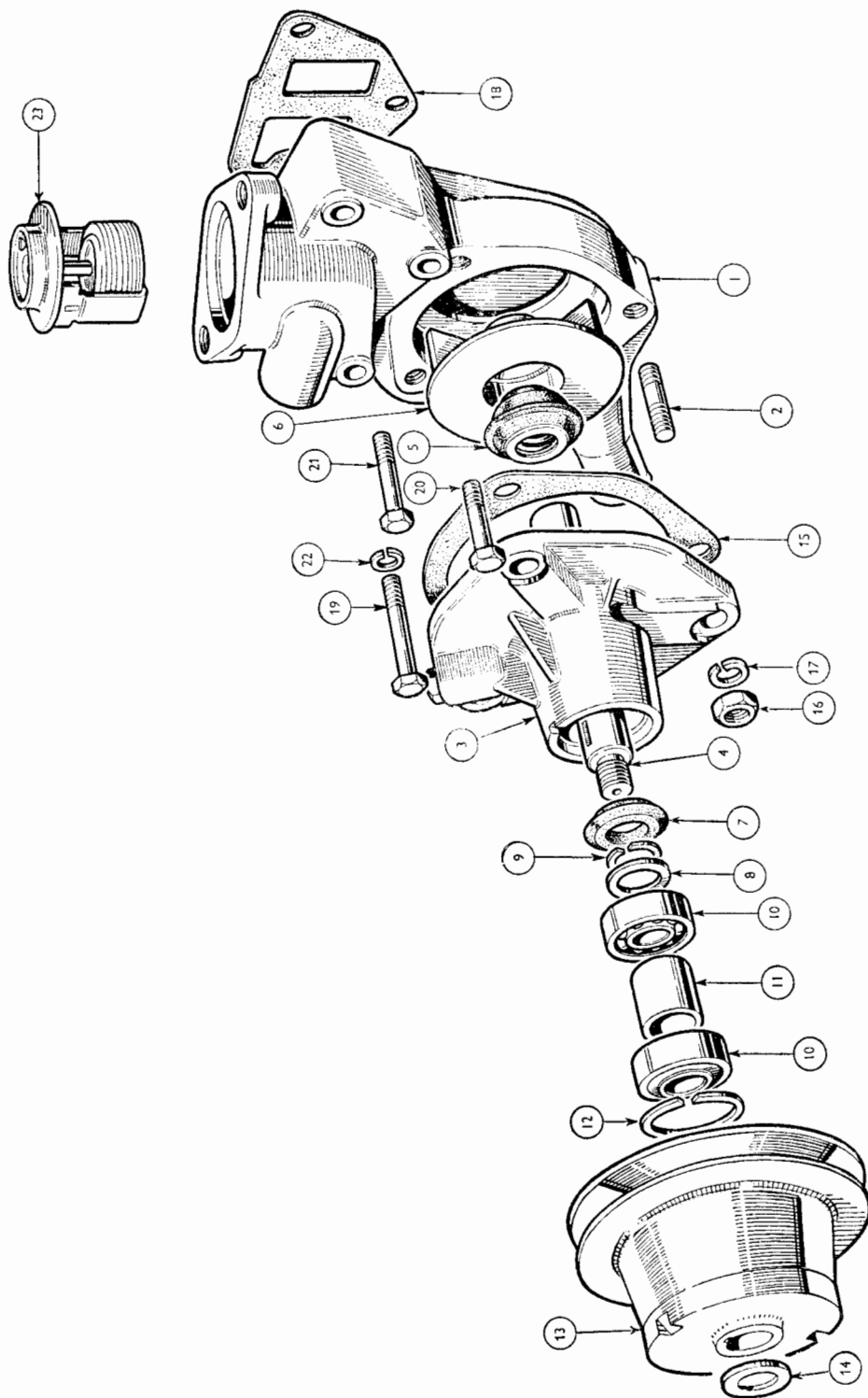
PLATE C

ENGINE

Part No.	Description	Plate No.	No. per Unit	Remarks
126786	DRIVE SHAFT ASSEMBLY, DISTRIBUTOR AND OIL PUMP	C56	1	
126785	Gear , driving distributor and oil pump	C57	1	
500974	Pin , mills, in driving gear	C58	1	
126784	Pedestal , distributor	C59	1	
104939	Washer , joint, pedestal	C60	A/R	
HN2008	Nut } Pedestal to	C61	2	
WL0208	Washer , lock } cylinder block	C62	2	
HU0704	Screw , set }	C63	2	
WL0207	Washer , lock } Distributor to Pedestal	C64	1	
WP0035	Washer , plain }	C65	2	

NOTE:—For details of Distributor, see Electrical Section

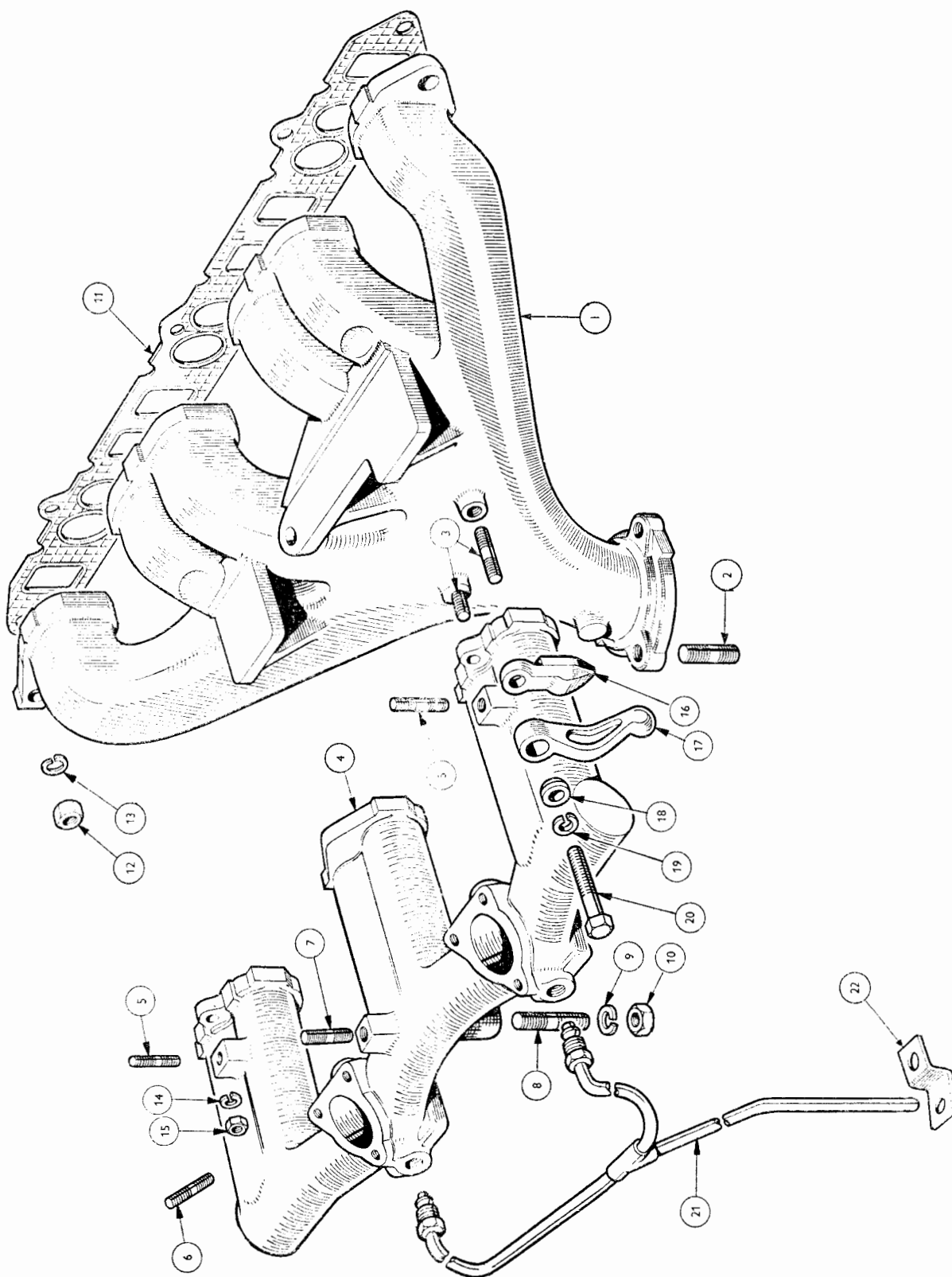
Note:—Items marked thus † are available on our Factory Exchange Unit Scheme



ENGINE

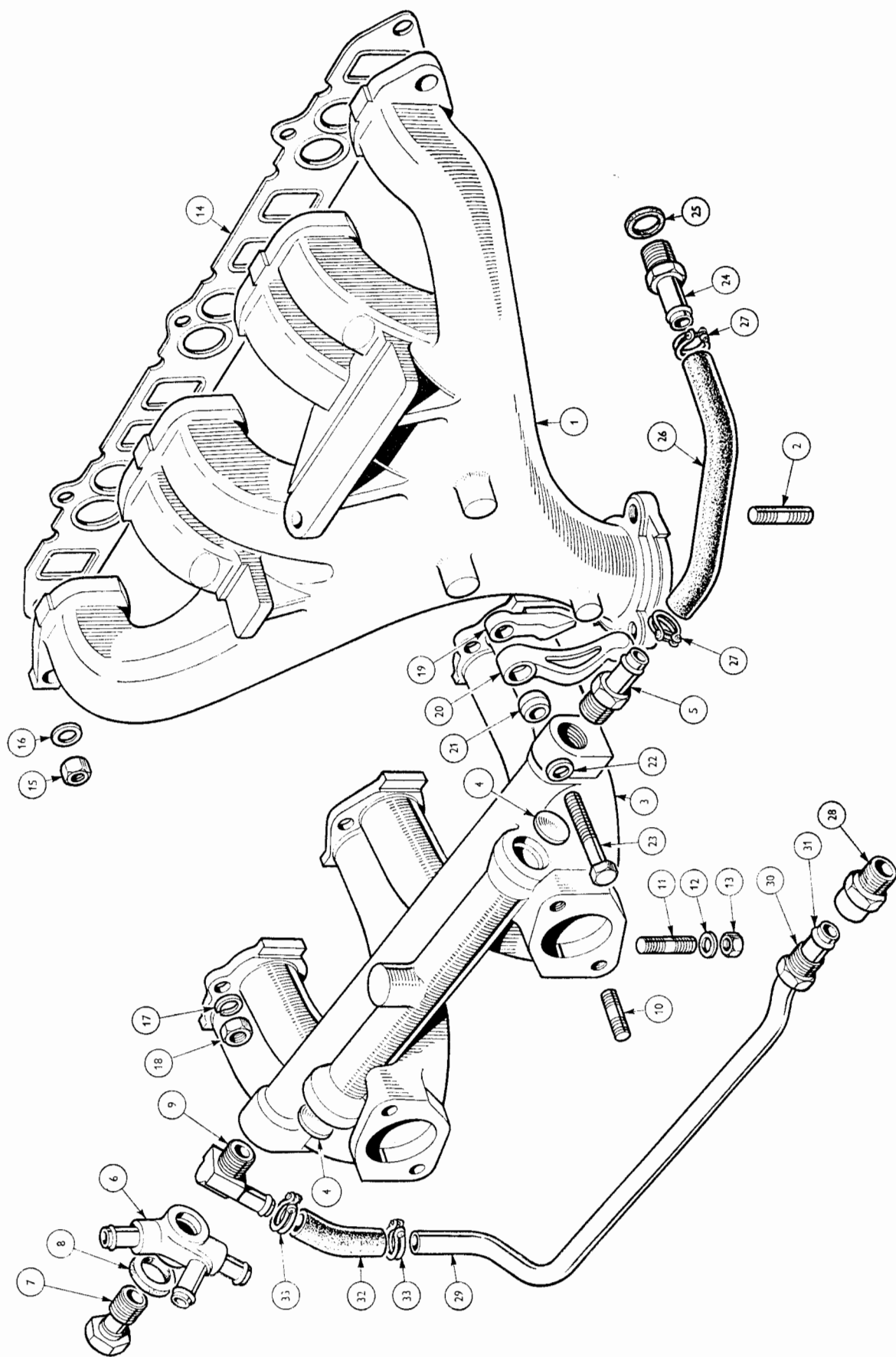
Part No.	Description	Plate No.	No. per Unit	Remarks
511117	† WATER PUMP ASSEMBLY		1	Alternative to 514397
303163	Body, water pump	D1	1	Alternative to 142276
514397	† WATER PUMP ASSEMBLY complete with plug and fibre washer, (Less temperature transmitter)		1	Alternative to 511117
142276	Body assembly, water pump		1	Alternative to 303163
122132	Plug		1	} For use with 142276 only
WF0513	Washer, fibre		1	
122132	Plug, planking, water pump body		1	
114774	Plug, taper, water pump body (Not required when heater is fitted)		1	(Fitted up to Engine No. only)
101962	Stud, bearing, housing attachment	D2	3	
133258	†Housing, bearing, assembly		1	
201316	Housing, bearing	D3	1	
104839	Spindle	D4	1	
100858	Seal, between bearing housing and impellor	D5	1	
104840	Impellor	D6	1	
60313	Seal, bearing	D7	1	
101092	Washer, abutment	D8	1	
500921	Circlip	D9	1	
100764	Bearing	D10	2	
104841	Piece, distance, between bearings	D11	1	
100851	Circlip, retaining, bearing in housing	D12	1	
133239	Pulley, water pump	D13	1	
KV0420	Key, Woodruff		1	
WP0181	Washer, retaining pulley on spindle	D14	1	
TN3208	Nut, pulley retaining		1	
100847	Gasket	D15	1	Alternative to 138701
138701	Gasket		1	Alternative to 100847
HN2008	Nut	D16	3	
WL0208	Washer, lock	D17	3	
119542	Gasket	D18	1	Alternative to 138792
138792	Gasket		1	Alternative to 119542
HB0825	Bolt	D19	1	
HB0818	Bolt	D20	1	
HB0819	Bolt	D21	1	
WL0208	Washer, lock	D22	3	
127745	† THERMOSTAT UNIT (71°C. opening)	D23	1	Fitted up to Engine No. HB23299E
140970	† THERMOSTAT UNIT (82°C. opening)		1	Fitted from Engine No. HB23300E and future

Note:—Items marked thus † are available on our Factory Exchange Unit Scheme



ENGINE

Part No.	Description	Plate No.	No. per Unit	Remarks
MANIFOLDS				
305273	Manifold , exhaust	E1	1	Fitted up to Engine No. only
101962	Stud , exhaust outlet attachment	E2	3	
118557	Stud , air box retaining bracket attachment	E3	2	
305294	Manifold , inlet	E4	1	
118557	Stud , mounting feet to manifold	E5	2	
120844	Stud , carburettor attachment	E6	6	
118557	Stud , accelerator abutment bracket attachment	E7	1	
129619	Stud	E8	1	
WP0036	Washer , plain } Inlet to exhaust manifold	E9	1	
HN2009	Nut	E10	1	
207857	Washer , joint, inlet and exhaust manifold	E11	1	
211555	Washer , joint, inlet and exhaust manifold		1	Fitted up to Engine No. HB24246 only Fitted from Engine No. HB24247 up to only
100498	Nut	E12	2	Fitted up to Engine No. only
WP0036	Washer , plain } Exhaust manifold to cylinder head	E13	2	
WL0208	Washer , lock } Inlet manifold to cylinder head	E14	2	
HN2008	Nut	E15	2	
123761	Plate , clamp	E16	6	
123760	Clamp	E17	6	
119324	Washer , spherical } Exhaust and inlet manifolds to cylinder head	E18	6	
WP0036	Washer , plain	E19	6	
HB0913	Bolt	E20	6	
132304	INLET MANIFOLD DRAIN PIPE ASSEMBLY	E21	1	
101436	Clip , drain pipe attachment	E22	1	

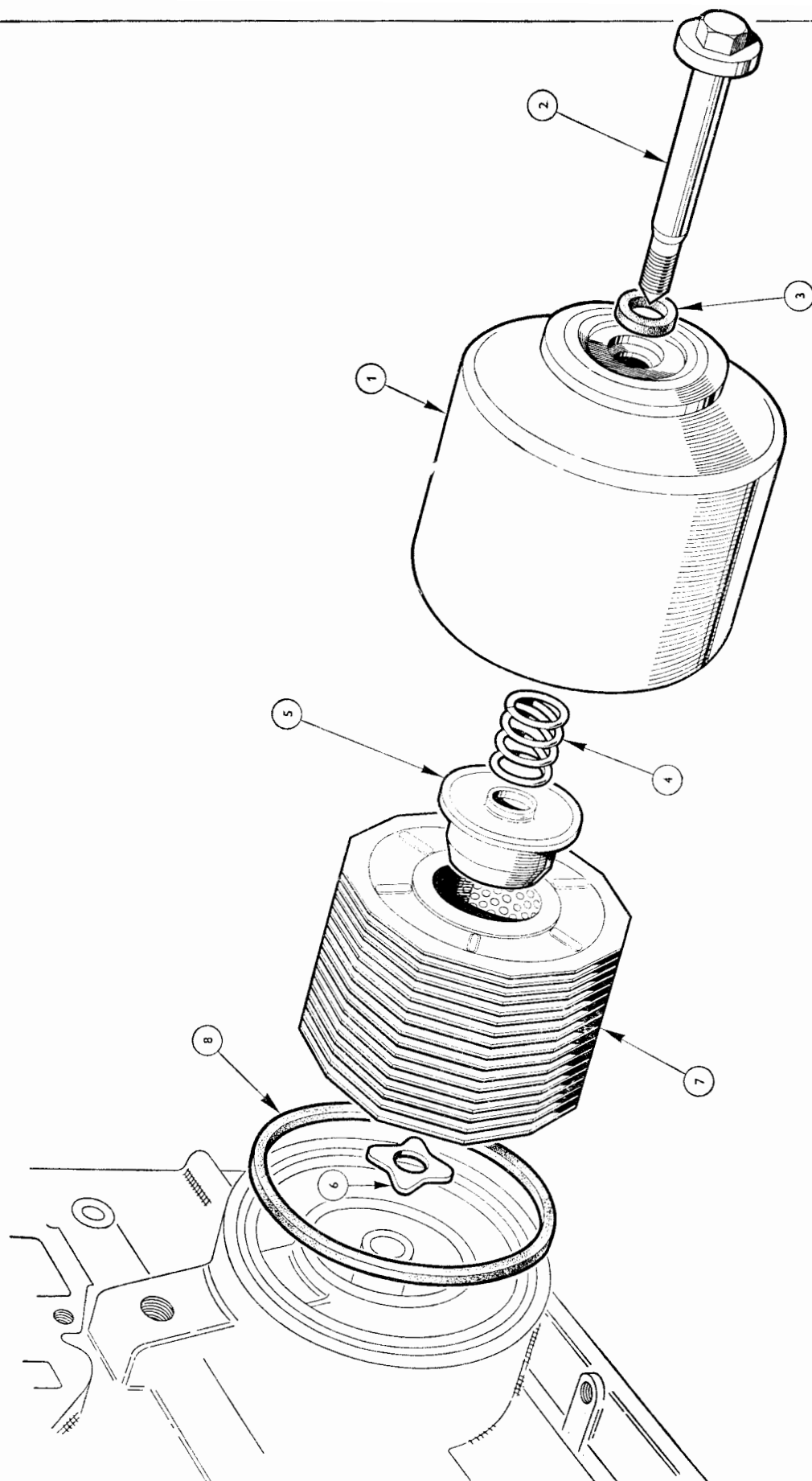


ENGINE

Part No.	Description	Plate No.	No. per Unit	Remarks
MANIFOLDS				
306483	Manifold , exhaust	ES1	1	} Fitted from Engine No. and future
101962	Stud , exhaust outlet attachment	ES2	3	
307390	Manifold , inlet	ES3	1	
46172	Plug , core	ES4	2	
138810	Adaptor , feed to manifold	ES5	1	
140947	Adaptor assembly, feed from manifold and heater	ES6	1	
140950	Bolt , banjo	ES7	1	
WF0550	Washer , fibre	ES8	1	
138822	Elbow (only required when heater is not fitted)	ES9	1	
129383	Stud , carburettor attachment	ES10	4	
129619	Stud	ES11	1	
WP0036	Washer , plain	ES12	1	
JN2109	Nut	ES13	1	
211555	Washer , joint, inlet and exhaust manifold	ES14	1	
100498	Nut	ES15	2	
WP0036	Washer , plain	ES16	2	
WL0208	Washer , lock	ES17	2	
HN2008	Nut	ES18	2	
123761	Plate , clamp	ES19	6	
123760	Clamp	ES20	6	
119324	Washer , spherical	ES21	6	
WP0036	Washer , plain	ES22	6	
HB0913	Bolt	ES23	6	
MANIFOLD HEATER PIPES				
138350	Adaptor , water pump body	ES24	1	} Fitted from Engine No. and future
WF0524	Washer , fibre, between adaptor and water pump body	ES25	1	
137876	Hose , adaptor to inlet manifold	ES26	1	
CS4012	Clip , hose attachment	ES27	2	
101343	Adaptor , water pump body	ES28	1	
210834	Pipe , water return	ES29	1	
101302	Nut , tubing	ES30	1	
TL0011	Sleeve , tubing	ES31	1	
140986	Hose , pipe to elbow or adaptor in inlet manifold	ES32	1	
CS4013	Clip , hose attachment	ES33	2	

Catalogue No. 511408. 1st Issue

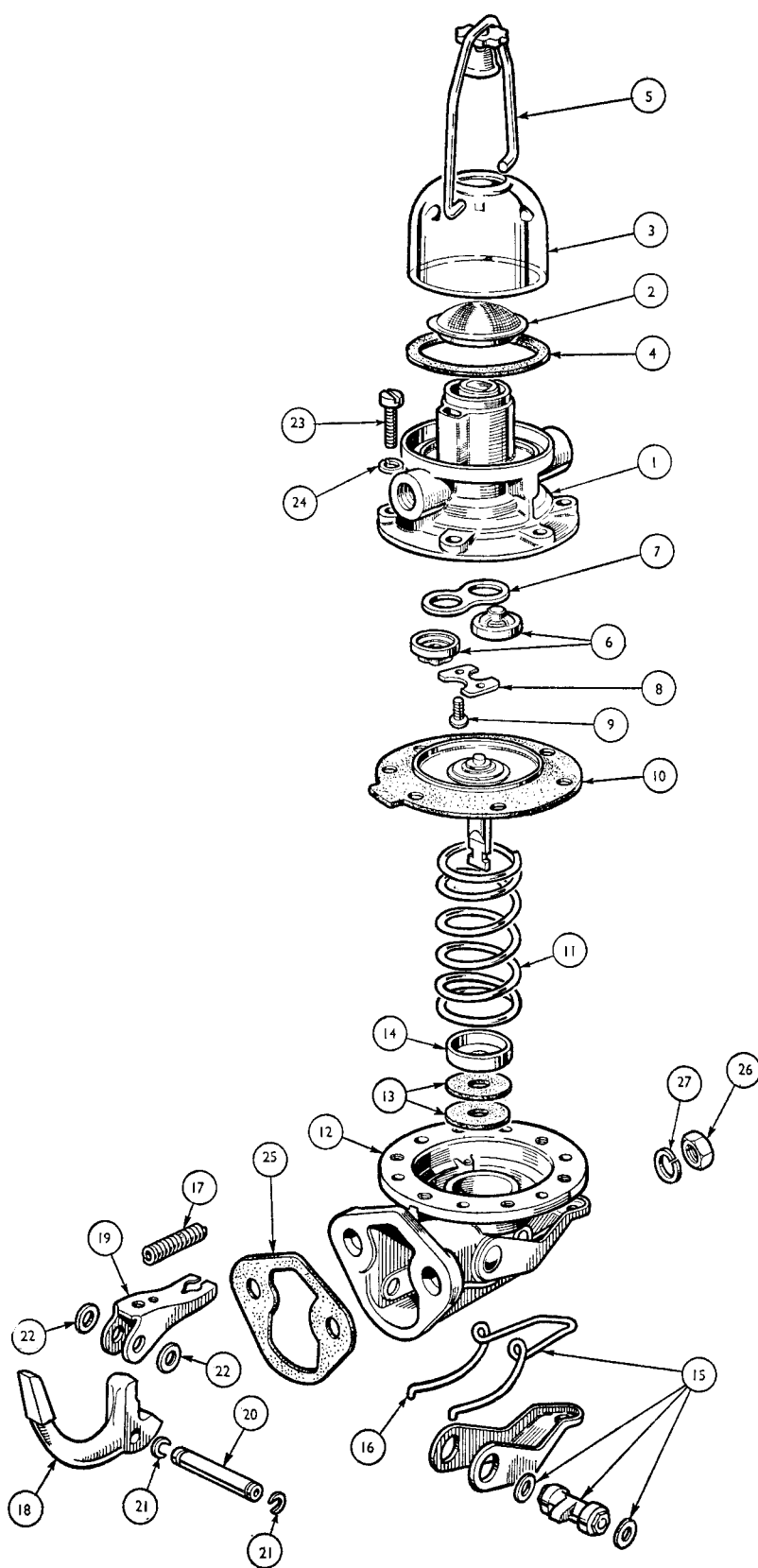
Note:—Items marked thus † are available on our Factory Exchange Unit Scheme



ENGINE

Part No.	Description	Plate No.	No. per Unit	Remarks
129917	OIL FILTER ASSEMBLY (Full Flow)		1	
510107	Shell assembly	F1	1	
510108	Bolt , centre	F2	1	
510109	Gasket , bolt head	F3	1	
510110	Spring , element retaining	F4	1	
510111	Valve assembly	F5	1	
509883	Centraliser , element	F6	1	
129925	Element , filter	F7	1	
125531	Ring , sealing	F8	1	

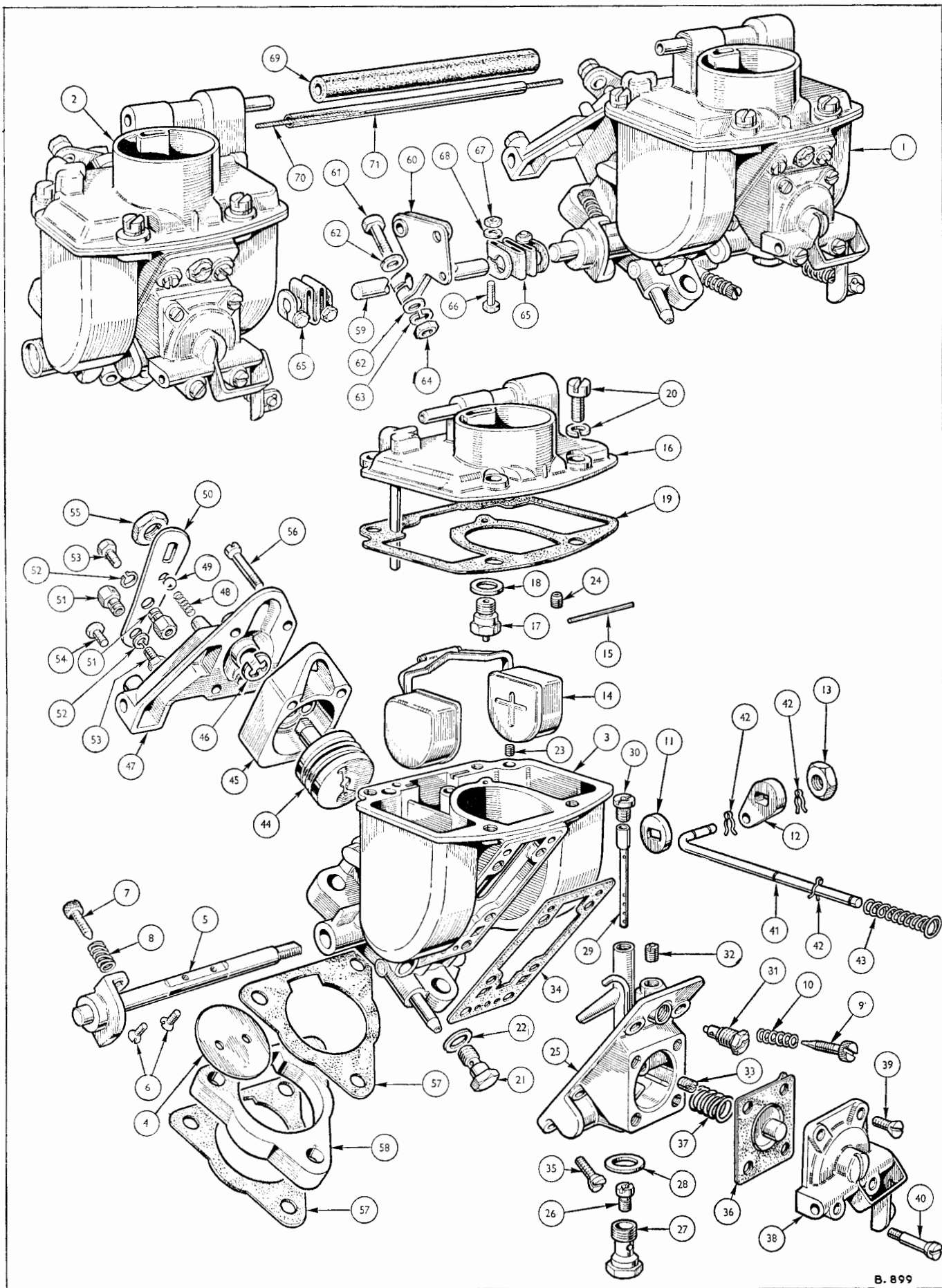
Note:—Items marked thus † are available on our Factory Exchange Unit Scheme



ENGINE

Part No.	Description	Plate No.	No. per Unit	Remarks
206623	† PETROL PUMP ASSEMBLY		1	
509928	Casting , upper	G1	1	
509924	Screen assembly	G2	1	
509923	Bowl , glass	G3	1	
509930	Gasket , between bowl and upper casting	G4	1	
509929	Bail assembly, bowl attachment	G5	1	
505239	Valve and seat assembly	G6	2	
505241	Gasket , valve	G7	1	
505240	Retainer , valve	G8	1	
59660	Screw , valve retainer to upper casting	G9	2	
501005	Diaphragm assembly	G10	1	
509925	Spring , diaphragm	G11	1	
509926	Body and primer assembly	G12	1	
508981	Washer , oil seal	G13	2	
508980	Retainer , oil seal	G14	1	
509927	Primer parts , set	G15	1	
52498	Spring , primer	G16	1	
52494	Spring , rocker arm	G17	1	
508983	Arm , rocker	G18	1	
52479	Link , rocker arm	G19	1	
52483	Pin , rocker arm and link to body	G20	1	
52484	Clip , securing pin	G21	2	
52486	Washer , between link and body	G22	2	
52409	Screw } Upper casting	G23	6	
57361	Washer , spring } to body	G24	6	
122707	Washer , joint } Pump to	G25	1	Alternative to 138791
138791			1	Alternative to 122707
HN2008	Nut } Pump	G26	2	
WL0208	Washer , spring } attachment	G27	2	
305454	PIPE ASSEMBLY—PUMP TO CARBURETTOR		1	} Alternatives
306769	PIPE ASSEMBLY—PUMP TO CARBURETTOR		1	
61917	Grommet , petrol pipe		1	
133823	Clip , petrol pipe to water pump body		1	

Note:—Items marked thus † are available on our Factory Exchange Unit Scheme

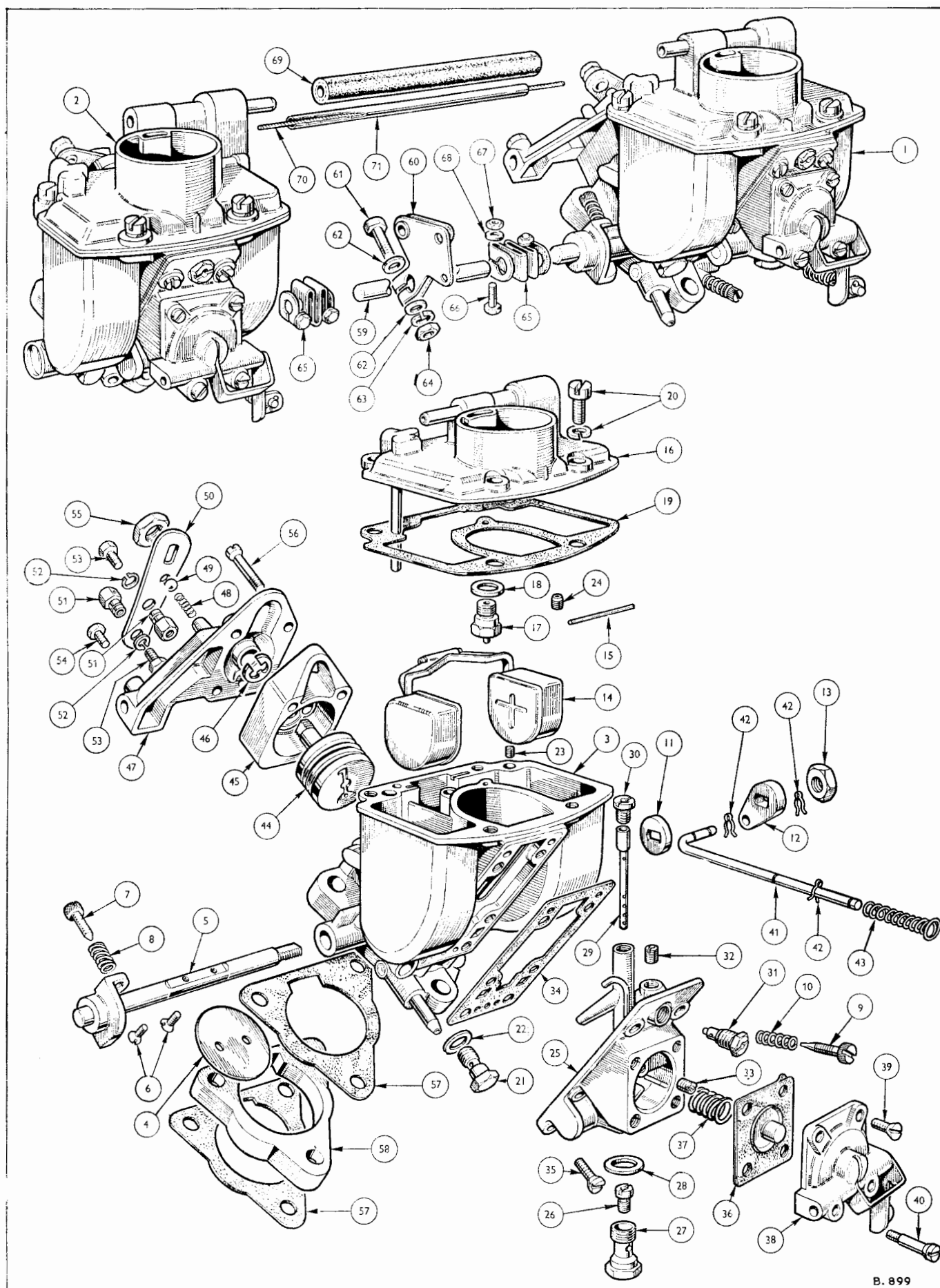


B. 899

ENGINE

Part No.	Description	Plate No.	No. per Unit	Remarks
208938	† CARBURETTOR ASSEMBLY—FRONT	H1	1	} Fitted up to Engine No. HB6798E only
208939	† CARBURETTOR ASSEMBLY—REAR	H2	1	
210957	† CARBURETTOR ASSEMBLY—FRONT		1	Fitted from Engine No. HB6799 up to only
210958	† CARBURETTOR ASSEMBLY—REAR		1	Fitted from Engine No. HB6799 up to HB22116E only
211737	† CARBURETTOR ASSEMBLY—REAR		1	Fitted from Engine No. HB22117E up to only
513757	GASKET SET—CARBURETTOR		1	Fitted up to Engine No. only
511814	BODY ASSEMBLY—FRONT	H3	1	} Fitted up to Engine No. HB6798E only
511827	BODY ASSEMBLY—REAR		1	
512655	BODY ASSEMBLY—FRONT		1	Fitted from Engine No. HB6799E up to only
511827	BODY ASSEMBLY—REAR		1	Fitted from Engine No. HB6799E up to HB22116E only
514782	BODY ASSEMBLY—REAR		1	Fitted from Engine No. HB22117E up to only
59669	Disc , throttle	H4	2	Fitted up to Engine No. only
509944	Spindle , throttle, assembly, front carburettor	H5	1	} Fitted up to Engine No. HB6798E only
511828	Spindle , throttle, assembly, rear carburettor		1	
512656	Spindle , throttle, assembly, front carburettor		1	} Fitted from Engine No. HB6799E up to HB22116E only
511828	Spindle , throttle, assembly, rear carburettor		1	
514781	Spindle , throttle, assembly, rear carburettor		1	Fitted from Engine No. HB22117E up to only
57409	Screw , throttle disc to spindle	H6	4	Fitted up to Engine No. only
58330	Abutment , throttle stop, rear carburettor		1	} Fitted from Engine No. HB22117E up to only
58331	Screw , throttle stop		1	
58329	Nut , securing throttle stop screw		1	} Fitted up to Engine No. only
511415	Screw , slow running	H7	2	
57413/1	Spring , slow running screw	H8	2	Fitted up to Engine No. HB6798E only
57413	Spring , slow running screw		2	Fitted from Engine No. HB6799E up to only
140104	Lever , carburettor operating		1	Fitted from Engine No. HB22117E up to only
502619	Screw , volume control	H9	2	Fitted up to Engine No. only
57413	Spring , volume control screw	H10	2	Fitted up to Engine No. HB6798E only
57413/1	Spring , volume control screw		2	Fitted from Engine No. HB6799E up to only

Note:—Items marked thus † are available on our Factory Exchange Unit Scheme

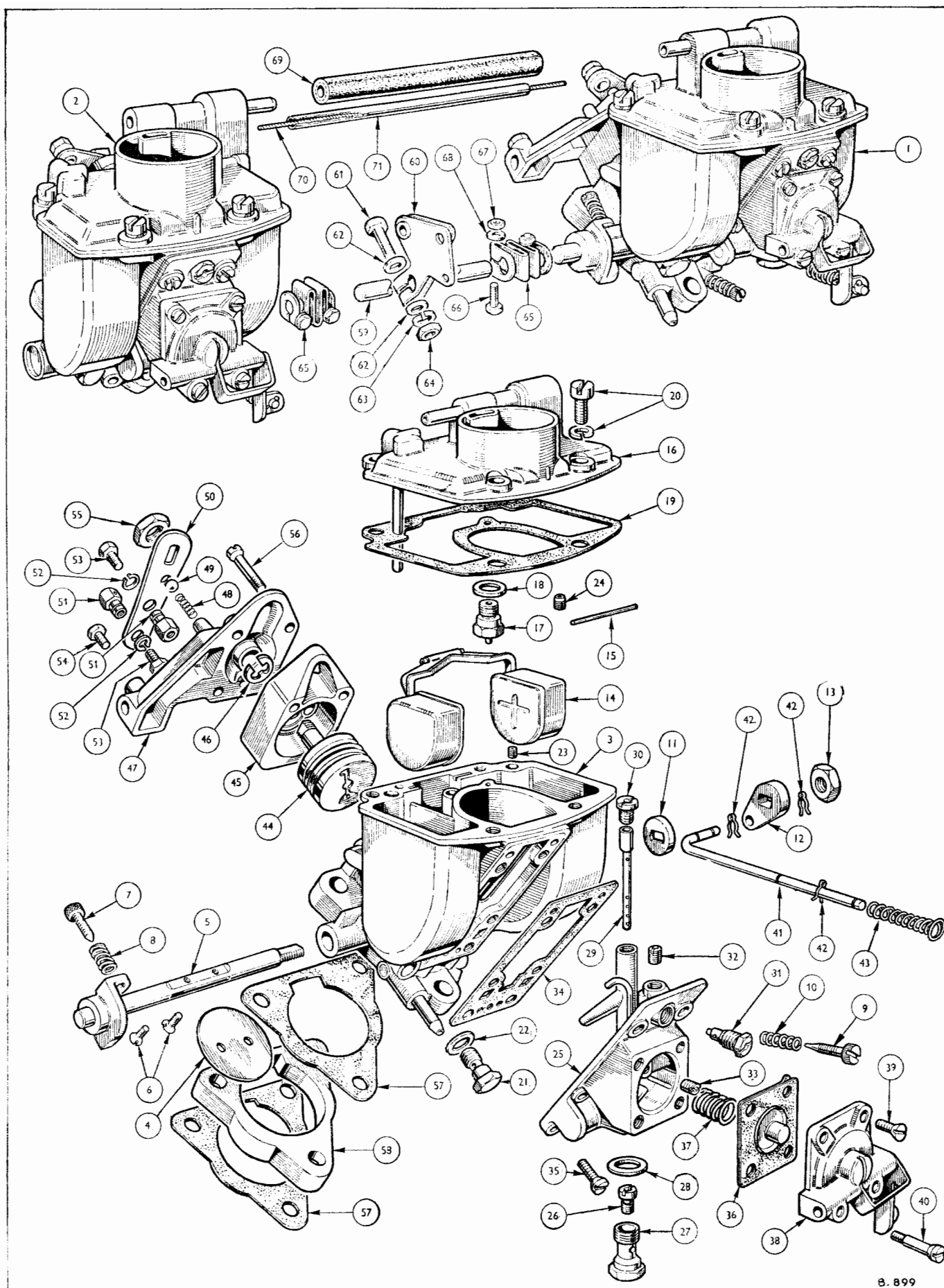


B. 899

ENGINE

Part No.	Description	Plate No.	No. per Unit	Remarks
CARBURETTOR ASSEMBLY <i>(continued)</i>				
BODY ASSEMBLY <i>(continued)</i>				
510716	Washer, distance, fitted on spindle, front carburettor	H11	1	Fitted up to Engine No. HB6798E only
509945	Lever, intermediate, front carburettor	H12	1	
57419	Nut, lever to spindle end, front carburettor	H13	1	
509947	Float, carburettor	H14	2	Fitted up to Engine No. only
509948	Spindle, float	H15	2	
511817	Cover, float chamber, front carburettor	H16	1	
511829	Cover, float chamber, rear carburettor		1	
509956	Valve, needle	H17	2	Fitted up to Engine No. HB6798E only
509957	Washer, needle valve	H18	2	
512658	Washer, needle valve		2	Fitted from Engine No. HB6799E up to only
509958	Gasket } Float chamber cover	H19	2	Fitted up to Engine No. only
509959	Screw } attachment	H20	8	
59717/90	Jet, starter petrol	H21	2	
509950	Washer, starter petrol jet	H22	2	
511815	Jet, econostat	H23	2	
511818	Bleed, air, econostat	H24	2	
511816	EMULSION BLOCK	H25	2	Fitted up to Engine No. HB6798E only
512567	EMULSION BLOCK		2	Fitted from Engine No. HB6799E up to only
59719/110	Jet, main	H26	2	Fitted up to Engine No. HB6798E only
59719/105	Jet, main		2	Fitted from Engine No. HB6799E up to only
57430	Holder, main jet	H27	2	Fitted up to Engine No. only
57431	Washer, main jet holder	H28	2	
510533	Tube, emulsion	H29	2	Fitted up to Engine No. HB6798E only
512086	Tube, emulsion		2	Fitted from Engine No. HB6799E up to only
59718/160	Jet, air correction	H30	2	Fitted up to Engine No. only
59720/35	Jet, pilot	H31	2	
501997	Screw, bleed, pilot jet	H32	2	
509953	Jet, pump	H33	2	Fitted up to Engine No. HB6798E only
509954	Gasket, emulsion block	H34	2	Fitted up to Engine No. only
59682	Screw, emulsion block to main body	H35	12	
509956	Membrane assembly, pump	H36	2	Fitted up to Engine No. HB6798E only
509967	Spring, pump	H37	2	
509968	Cover assembly, pump	H38	2	
57556	Screw (short) } Pump cover to	H39	4	
57417	Screw (long) } emulsion block	H40	4	
511825	Rod, pump control	H41	2	
511826	Circlip } Fitted on pump	H42	8	
509971	Spring } control rod	H43	2	

Note:—Items marked thus † are available on our Factory Exchange Unit Scheme



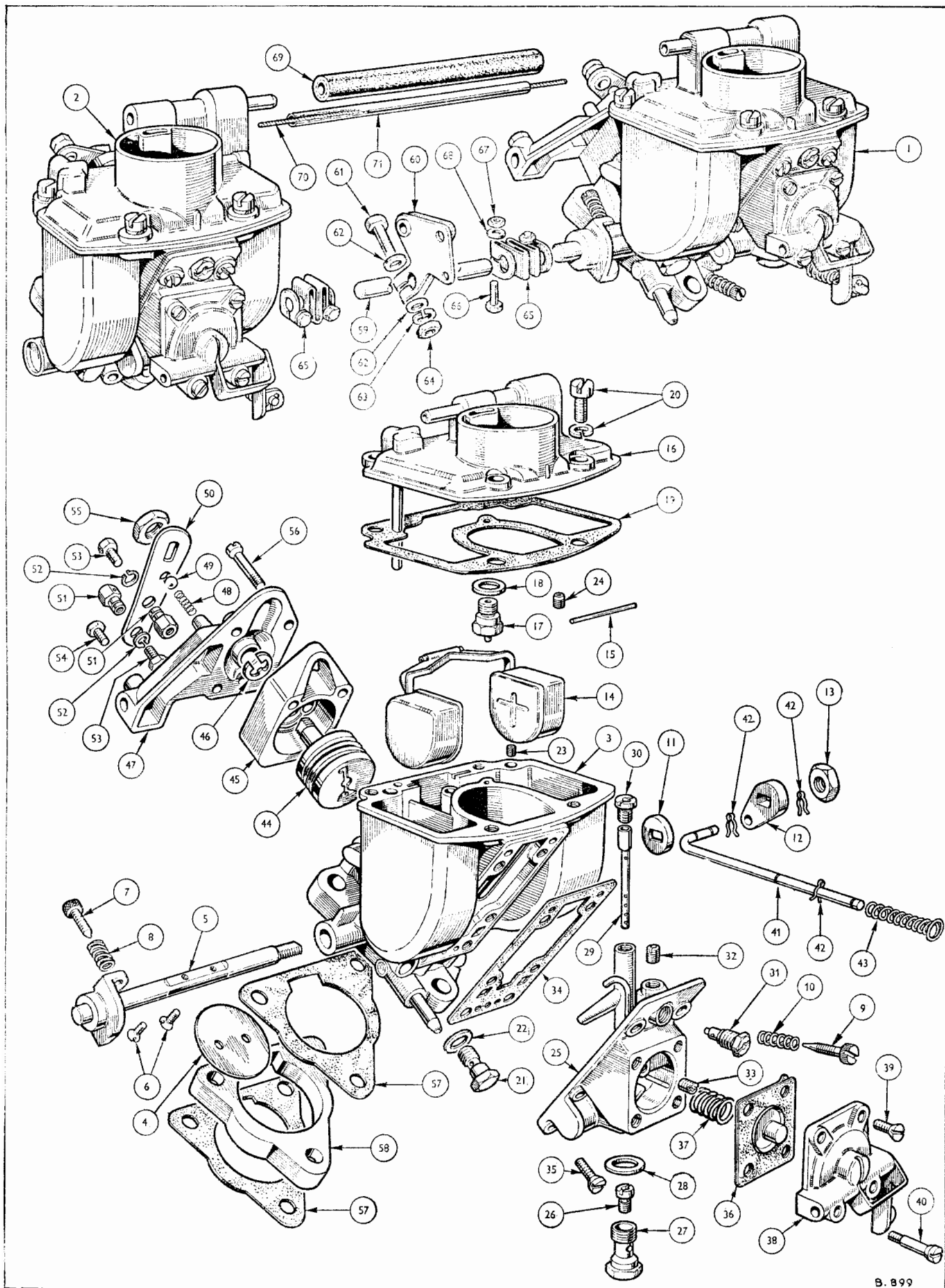
B. 899

ENGINE

Catalogue No. 511408, 2nd Issue

Part No.	Description	Plate No.	No. per Unit	Remarks
CARBURETTOR ASSEMBLY <i>(continued)</i>				
511819	STARTER ASSEMBLY—FRONT		1	Fitted up to Engine No. only
511830	STARTER ASSEMBLY—REAR		1	
510616	Valve, starter, assembly	H44	2	
509962	Body, starter	H45	2	
509963	Circlip, starter valve to body	H46	2	
509964	Cover, starter, front	H47	1	Fitted up to Engine No. HB6798E only
509978	Cover, starter, rear		1	
510424	Spring, locating ball	H48	2	Fitted up to Engine No. HB6799E only
57416	Spring, locating ball		2	Fitted from Engine No. HB6799E up to only
57415	Ball, locating starter lever	H49	2	Fitted up to Engine No. only
511821	Lever, starter, assembly, front	H50	1	
511831	Lever, starter, assembly, rear		1	
510102	Swivel	H51	3	
510101	Circlip, swivel	H52	2	
511824	Screw, locking	H53	3	Fitted up to Engine No. only
59678	Screw, cable locking, front carburettor	H54	1	
57419	Nut, spindle end	H55	2	
509373	Screw, starter cover to emulsion block	H56	8	
126902	Washer, joint, both sides of insulating block	H57	4	
126901	Washer, insulating, between carburettor and manifold	H58	2	Fitted up to Engine No. only
HN2007	Nut		6	
WL0207	Washer, lock		6	
CARBURETTOR LINKAGE				
127689	Link, connecting front and rear carburettors	H59	1	Fitted up to Engine No. HB16301E only
134578	Lever, carburettor throttle, fitted on link	H60	1	
HB0708	Bolt	H61	1	
WP0023	Washer, plain	H62	1	
WL0207	Washer, lock	H63	1	
HN2007	Nut	H64	1	Fitted from Engine No. HB16302E up to only
134882	Link and Lever assembly		1	
509946	Connection, flexible, assembly, link attachment (comprising items H65 to H68 inclusive)		2	Fitted up to Engine No. only
128217	Connection, flexible link attachment	H65	2	
509540	Bolt	H66	4	
509541	Nut	H67	4	
509970	Washer, lock	H68	4	
122695	Pipe, petrol connection	H69	1	Fitted up to Engine No. only
128919	Wire, link, choke control	H70	1	
128918	Tubing, fitted on link wire	H71	1	
305452	Pipe, suction, carburettor to distributor		1	Fitted up to Engine No. HB15000E only
128262	Sleeve, connecting pipe to carburettor and distributor		2	
38303	Clip, securing suction pipe to petrol pipe		4	

Note:—Items marked thus † are available on our Factory Exchange Unit Scheme

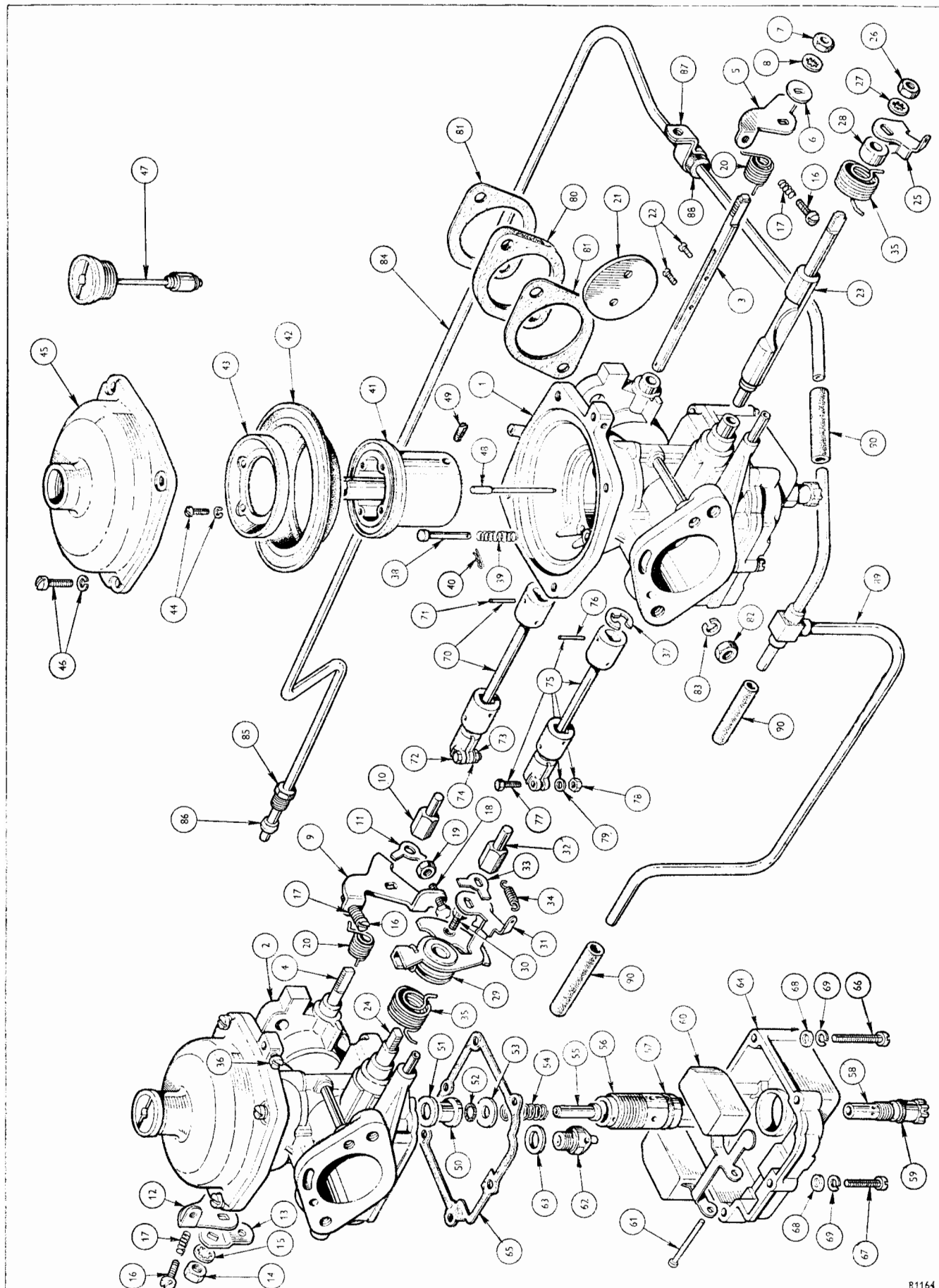


ENGINE

Part No.	Description	Plate No.	No. per Unit	Remarks
CARBURETTOR LINKAGE <i>(continued)</i>				
138892	Clip, securing suction pipe to petrol pipe		4	Fitted from Engine No. HB15001E up to only
512371	LOW SPEED FLEXIBILITY IMPROVEMENT KIT		1	For use with Carburettor assemblies 208938/9 only
512087	Plug, blanking		2	
59719/105	Jet, main		2	
59720/35	Jet, pilot		2	
512086	Tube, emulsion		2	
512542	Tube, choke		2	
512372	LOW SPEED FLEXIBILITY IMPROVEMENT KIT		1	For use with Carburettor assemblies 210957/8 only
512542	Tube, choke		2	
59719/105	Jet, main		2	

Catalogue No. 511408. 2nd Issue

Note:—Items marked thus † are available on our Factory Exchange Unit Scheme



ENGINE

Catalogue No. 511408. 1st Issue

Part No.	Description	Plate No.	No. per Unit	Remarks
212104	† CARBURETTOR ASSEMBLY—FRONT		1	Fitted from Engine No. and future
212105	† CARBURETTOR ASSEMBLY—REAR		1	
513683	Body assembly, main, front carburettor	HS1	1	
513716	Body assembly, main, rear carburettor	HS2	1	
513684	Spindle , throttle, front carburettor	HS3	1	
514964	Spindle , throttle, rear carburettor	HS4	1	
513685	Stop , throttle, front carburettor	HS5	1	
514977	Washer , replacement, between throttle stop and nut, front carburettor	HS6	1	
513687	Nut , securing throttle stop, front carburettor	HS7	1	
513688	Washer , shakeproof, under nut	HS8	1	
513718	Stop , throttle and fast idle lever, rear carburettor	HS9	1	
513719	Nut , spindle extension, rear carburettor	HS10	1	
513720	Washer , tab, under nut	HS11	1	
514965	Stop , throttle, rear carburettor	HS12	1	
141987	Lever , throttle, rear carburettor	HS13	1	
513687	Nut } Throttle stop and throttle	HS14	1	
513688	Washer } lever to rear carburettor	HS15	1	
513697	Screw , throttle stop	HS16	3	
512282	Spring , throttle stop screw	HS17	3	
512288	Screw , fast idle	HS18	1	
512287	Nut , lock, fast idle screw	HS19	1	
513691	Spring , throttle return	HS20	2	
513689	Throttle	HS21	2	
513690	Screw , securing throttle	HS22	4	
513692	Bar , starter, front carburettor	HS23	1	
513721	Bar , starter, rear carburettor	HS24	1	
513693	Lever , choke, front carburettor	HS25	1	
513687	Nut , securing choke lever	HS26	1	
513688	Washer , shakeproof, under nut	HS27	1	
513696	Bush , spring retaining, front carburettor	HS28	1	
514968	Lever , loose, choke and cam lever assembly, rear carburettor	HS29	1	
514967	Screw , for swivel	HS30	1	
513693	Lever , choke, rear carburettor	HS31	1	
513724	Nut , spindle extension, rear carburettor	HS32	1	
513720	Washer , tab, under nut	HS33	1	
513726	Spring , choke lever, rear carburettor	HS34	1	
512296	Spring , starter bar	HS35	2	
513723	Screw , clamping control cable, rear carburettor	HS36	1	
512298	Ring , retaining starter bar	HS37	2	

Note:—Items marked thus † are available on our Factory Exchange Unit Scheme

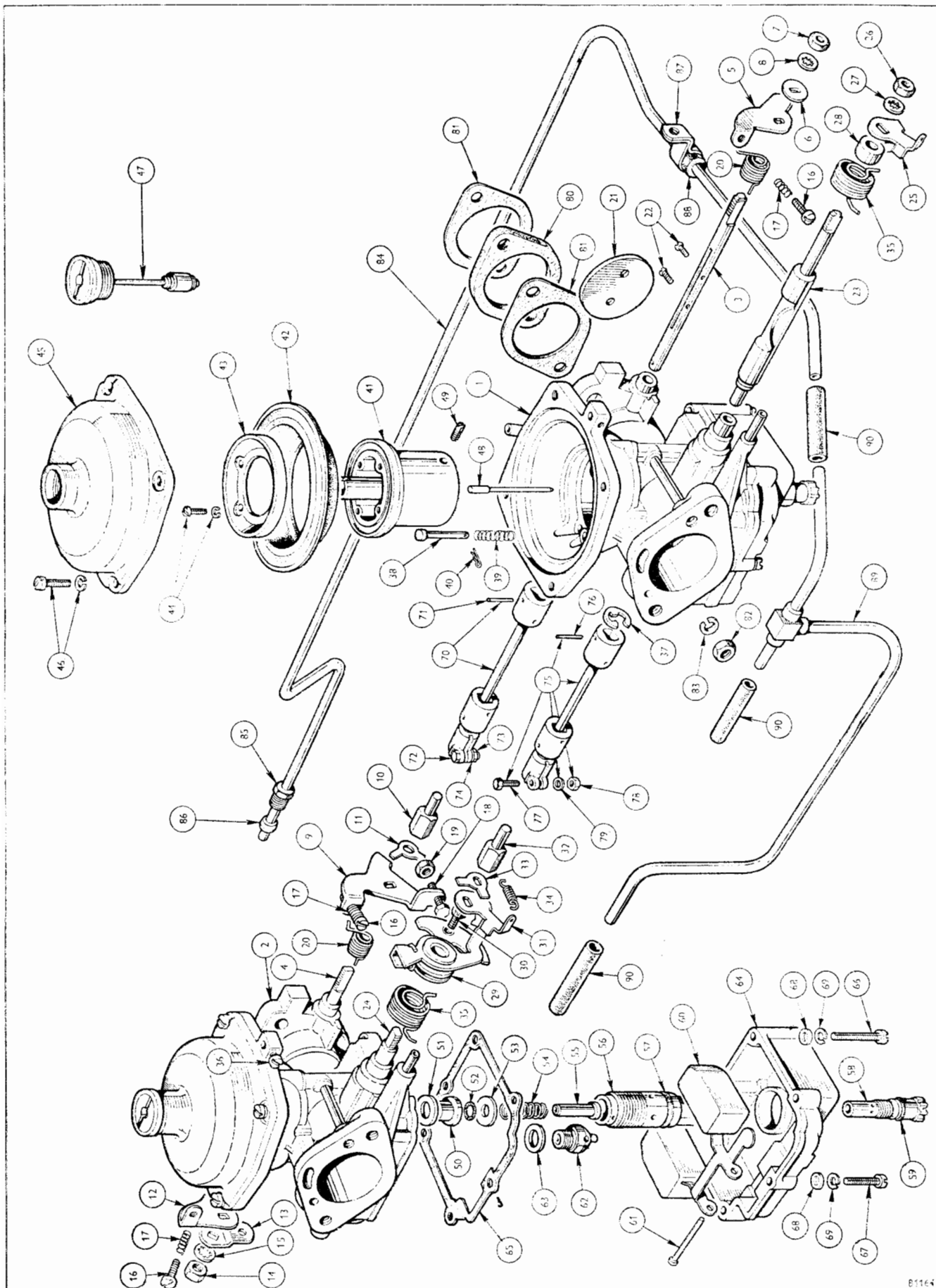


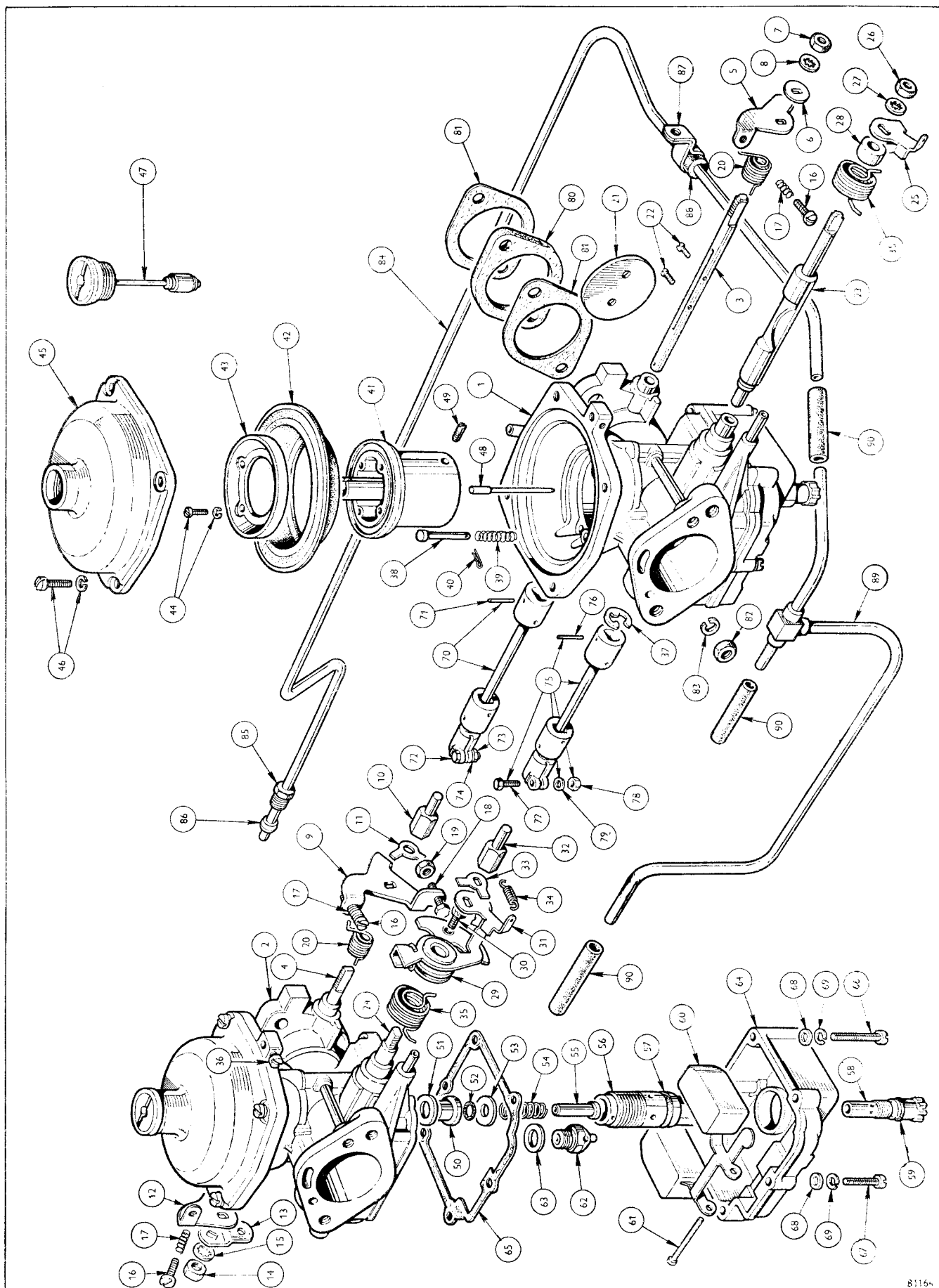
PLATE H5

ENGINE

Catalogue No. 511408. 1st Issue

Part No.	Description	Plate No.	No. per Unit	Remarks
CARBURETTOR ASSEMBLY (continued)				
514969	Pin, air valve lifting	HS38	2	
514970	Spring, air valve lifting pin	HS39	2	
512324	Clip, air valve lifting pin	HS40	2	
AIR VALVE SHAFT				
514974		HS41	2	
513694	Diaphragm, air valve	HS42	2	
514975	Washer, retaining diaphragm	HS43	2	
512276	Screw, complete with spring washer, securing retaining ring	HS44	8	
513711	Cover, suction chamber	HS45	2	
512274	Screw, complete with spring washer, securing cover to body	HS46	8	
513712	Damper assembly	HS47	2	Fitted from Engine No. and future
JET DETAILS				
514976	Needle, metering	HS48	2	
512280	Screw, locating metering needle in air valve	HS49	2	
512318	Bushing, jet orifice	HS50	2	
512319	Washer, bushing	HS51	2	
512317	"O" Ring, fitted in bushing	HS52	2	
512316	Washer, "O" ring	HS53	2	
512315	Spring, jet orifice	HS54	2	
513700	Orifice, jet	HS55	2	
512312	Screw, bushing retaining	HS56	2	* → 517453
512311	"O" Ring, bushing retaining screw	HS57	2	
512307	Screw, orifice adjusting	HS58	2	
512308	"O" Ring, orifice adjusting screw	HS59	2	
FLOAT AND ARM				
513703		HS60	2	
514971	Pin, float fulcrum	HS61	2	
513702	Needle seating, float chamber	HS62	2	
512301	Washer, needle seating	HS63	2	
513706	Chamber, float	HS64	2	
513705	Gasket, float chamber	HS65	2	
514972	Screw, long	HS66	6	
514973	Screw, short	HS67	6	
512304	Washer, plain	HS68	12	
514980	Washer, spring	HS69	12	
COUPLING DETAILS				
513714	Coupling assembly, complete, throttle	HS70	1	
512713	Roll Pin	HS71	1	
512340	Bolt, clamping	HS72	1	
512334	Nut	HS73	1	
512339	Washer	HS74	1	
513715	Coupling assembly, complete, starter bar	HS75	1	
512713	Roll Pin	HS76	1	
512340	Bolt, clamping	HS77	1	
512334	Nut	HS78	1	
512339	Washer	HS79	1	

Note:—Items marked thus † are available on our Factory Exchange Unit Scheme



ENGINE

Part No.	Description	Plate No.	No. per Unit	Remarks
CARBURETTOR ATTACHMENT DETAILS				
137887	Washer , insulating	HS80	2	} Fitted from Engine No. and future
137881	Washer , joint	HS81	4	
HN2008	Nut	HS82	4	
WVL0208	Washer , lock	HS83	4	
	} Carburettors to manifold			
306769	PETROL PIPE ASSEMBLY—PUMP TO CARBURETTOR	HS84	1	
60176	Nut , tubing	HS85	1	
102729	Sleeve	HS86	1	
138516	Bracket , support, pipe assembly to water pump body	HS87	1	
114178	Grommet , fitted in support bracket	HS88	1	
138386	PETROL PIPE ASSEMBLY—CARBURETTOR TO CARBURETTOR	HS89	1	}
120331	Connection , flexible, between pipes	HS90	3	
138887	SUCTION PIPE—CARBURETTOR TO DISTRIBUTOR		1	
128262	Sleeve , pipe to carburettor and distributor		2	
138892	Clip , suction pipe to petrol pipe		5	

Catalogue No. 511408. 1st Issue

Note:—Items marked thus † are available on our Factory Exchange Unit Scheme

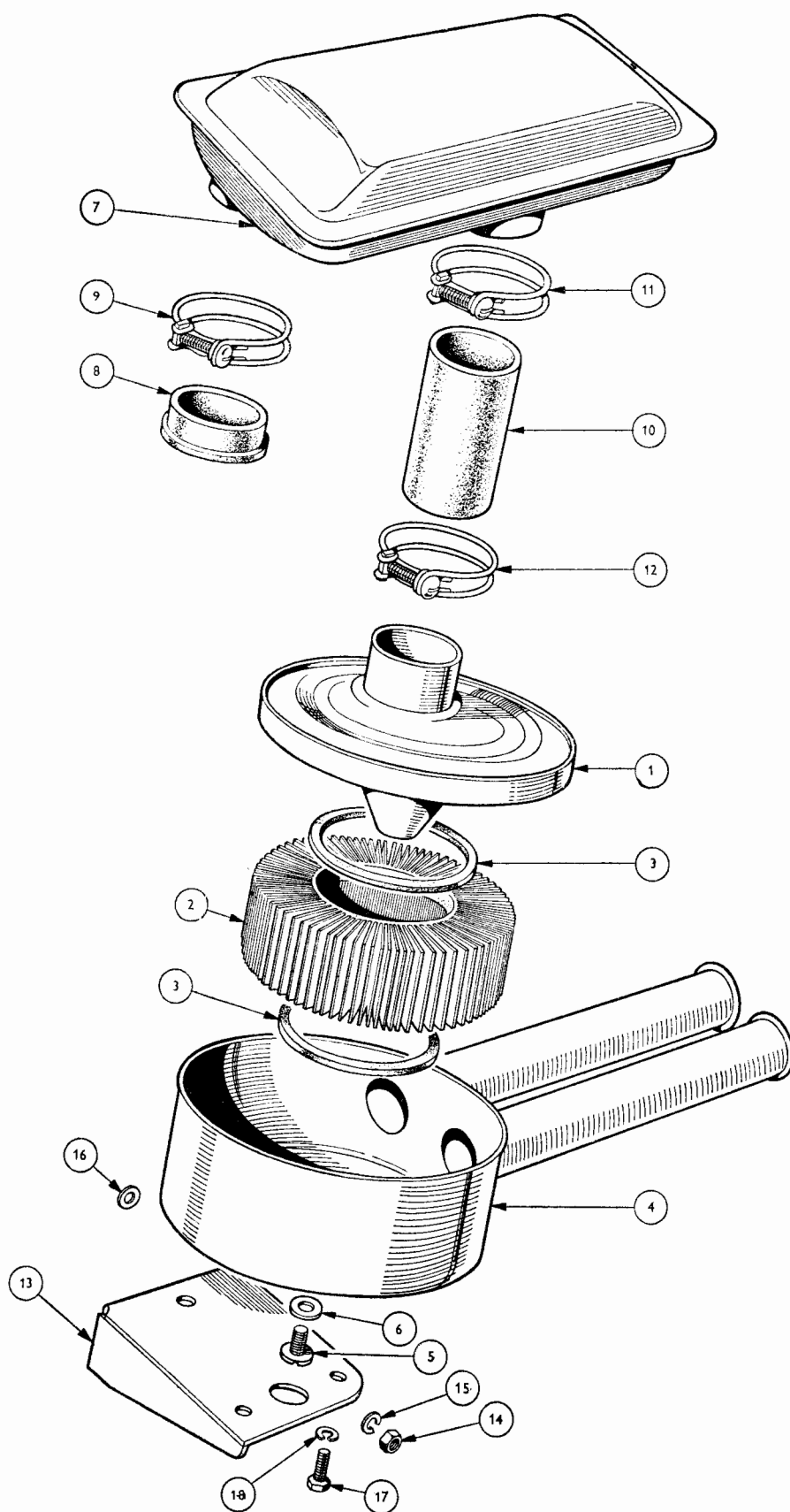


PLATE J.

ENGINE

Part No.	Description	Plate No.	No. per Unit	Remarks
305506	AIR CLEANER ASSEMBLY		1	
Not Serviced	Plate assembly	J1	1	Fitted up to Engine No. only
511835	Element, paper	J2	1	
511833	Gasket, rubber, filter element	J3	2	
Not Serviced	Cover assembly	J4	1	
510497	Screw } Cover assembly	J5	1	
510498	Gasket } to plate	J6	1	
207939	AIR BOX ASSEMBLY	J7	1	
	(Not required when closed circuit breather is fitted)			
210907	AIR BOX ASSEMBLY		1	
138100	Hose, air box to rocker cover		1	Only required when closed circuit breather is fitted
CS4012	Clip, hose attachment		2	
119331	Grommet } Air box to	J8	2	Fitted up to Engine No. only
CS4033	Clip } carburettor	J9	2	
132360	Tube, air box to air cleaner	J10	1	
CS4040	Clip, tube to air box	J11	1	
CS4042	Clip, tube to air cleaner	J12	1	
132359	Bracket, support, air cleaner	J13	1	
HN2008	Nut } Support bracket to	J14	2	
WL0208	Washer, lock } inlet manifold	J15	2	
WP0129	Washer, plain, between bracket and manifold	J16	2	
HU0808	Screw, set } Air cleaner to	J17	2	
WL0208	Washer, lock } support bracket	J18	2	
133289	Seal, mounting, between air cleaner and bracket		1	

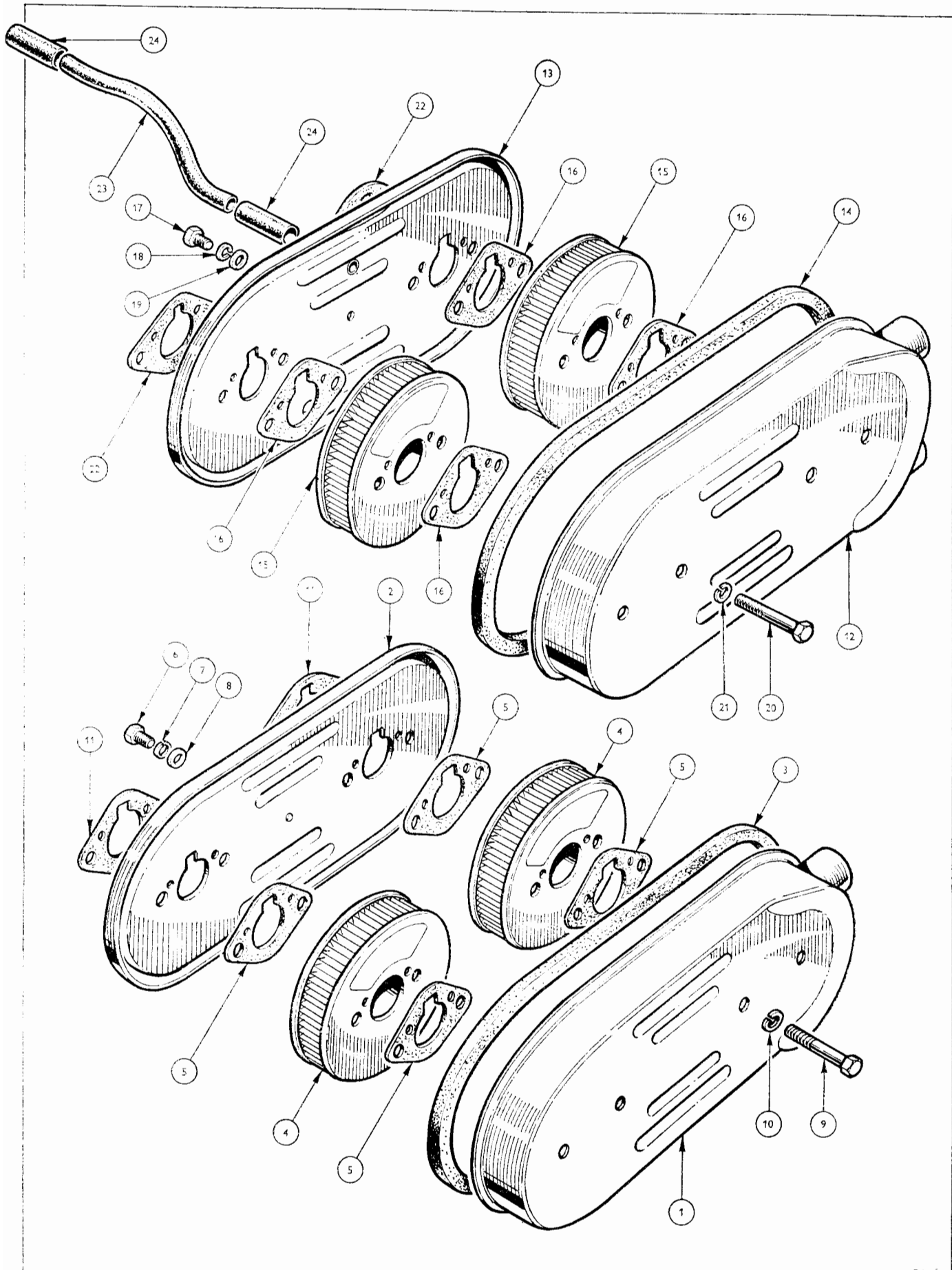


PLATE JS

ENGINE

Part No.	Description	Plate No.	No. per Unit	Remarks
210945	AIR CLEANER AND SILENCER ASSEMBLY (Not required when closed circuit breather is fitted)		1	Fitted from Engine No. and future
210943	Cover , front, and silencer assembly	JS1	1	
210939	Plate , back	JS2	1	
138311	Strip , sealing	JS3	1	
210986	Element , filter	JS4	2	
137883	Gasket , element	JS5	4	
HU0704	Screw , set	JS6	1	
WL0207	Washer , lock	JS7	1	
WP0007	Washer , plain	JS8	1	
HB0817	Bolt	JS9	4	
WL0208	Washer , lock	JS10	4	
137883	Gasket	JS11	2	
211453	AIR CLEANER AND SILENCER ASSEMBLY (Only required when closed circuit breather is fitted)		1	Fitted from Engine No. and future
210943	Cover , front, and silencer assembly	JS12	1	
211451	Plate , back, assembly	JS13	1	
138311	Strip , sealing	JS14	1	
210986	Element , filter	JS15	2	
137883	Gasket , element	JS16	4	
HU0704	Screw , set	JS17	1	
WL0207	Washer , lock	JS18	1	
WP0007	Washer , plain	JS19	1	
HB0817	Bolt	JS20	4	
WL0208	Washer , lock	JS21	4	
137883	Gasket	JS22	2	
143559	Pipe , breather, air cleaner to rocker cover	JS23	1	
138099	Hose , connecting breather pipe to air cleaner and rocker cover	JS24	2	

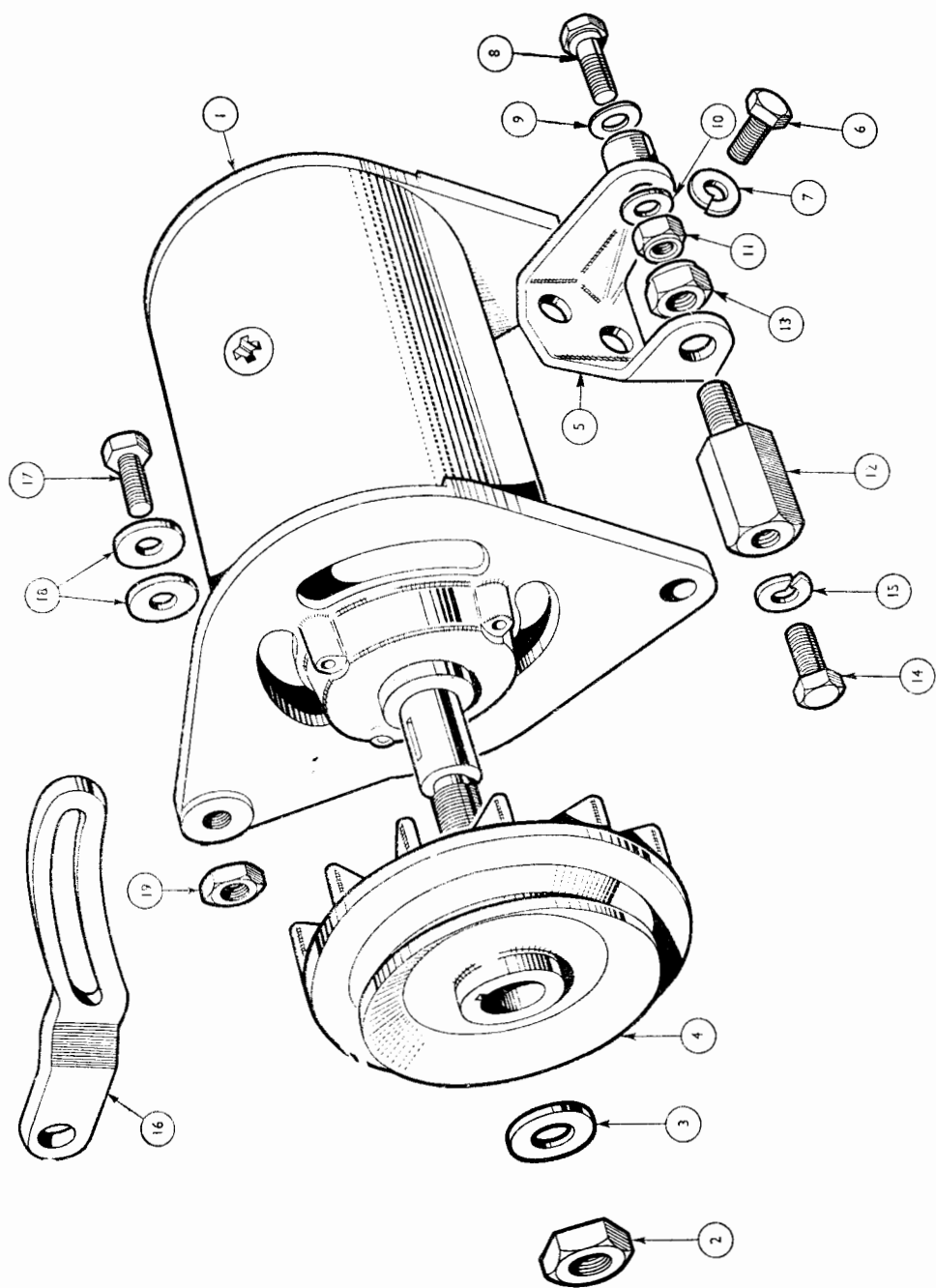


PLATE K

ENGINE

Part No.	Description	Plate No.	No. per Unit	Remarks
DYNAMO MOUNTING				
	Dynamo (comprising items K1, K2, K3) For Dynamo details see Electrical Section			
126322	Pulley , dynamo	K4	1	
133241	Bracket , dynamo support, assembly	K5	1	
HU0806	Bolt } Bracket to	K6	2	
WL0208	Washer , spring } cylinder block	K7	2	
HB0814	Bolt }	K8	1	
WP0008	Washer , plain } Dynamo to	K9	1	
WP0133	Washer , plain } bracket, rear	K10	A/R	
TN3208	Nut , nyloc, thin }	K11	1	
133240	Pedestal , dynamo	K12	1	Alternative to 59015
59015	Pedestal , dynamo		1	Alternative to 133240
TN3211	Nut , pedestal to bracket	K13	1	
59115	Bolt } Dynamo	K14	1	
WL0208	Washer } pedestal	K15	1	
133243	Link , dynamo adjusting	K16	1	
HU0857	Bolt	K17	1	
WP0017	Washer , plain } Link to dynamo	K18	2	
JN2158	Nut	K19	1	
IGNITION				
128404	Plug , sparking		6	
130449	Plug , sparking		6	Export Holland only
H. T. LEADS				
128738	Engine Lead Complete No. 1		1	Fitted up to Engine No. HB15000E only
128739	Engine Lead Complete No. 2		1	
128739	Engine Lead Complete No. 3		1	
128741	Engine Lead Complete No. 4		1	
128742	Engine Lead Complete No. 5		1	
128740	Engine Lead Complete No. 6		1	
128774	Engine Lead —Coil to Distributor H. T.		1	
H. T. LEADS				
139538	Engine Lead Complete No. 1		1	Fitted from Engine No. HB15001E and future
139500	Engine Lead Complete No. 2		1	
139539	Engine Lead Complete No. 3		1	
134887	Engine Lead Complete No. 4		1	
139540	Engine Lead Complete No. 5		1	
139540	Engine Lead Complete No. 6		1	
139541	Engine Lead —Coil to Distributor H. T.		1	

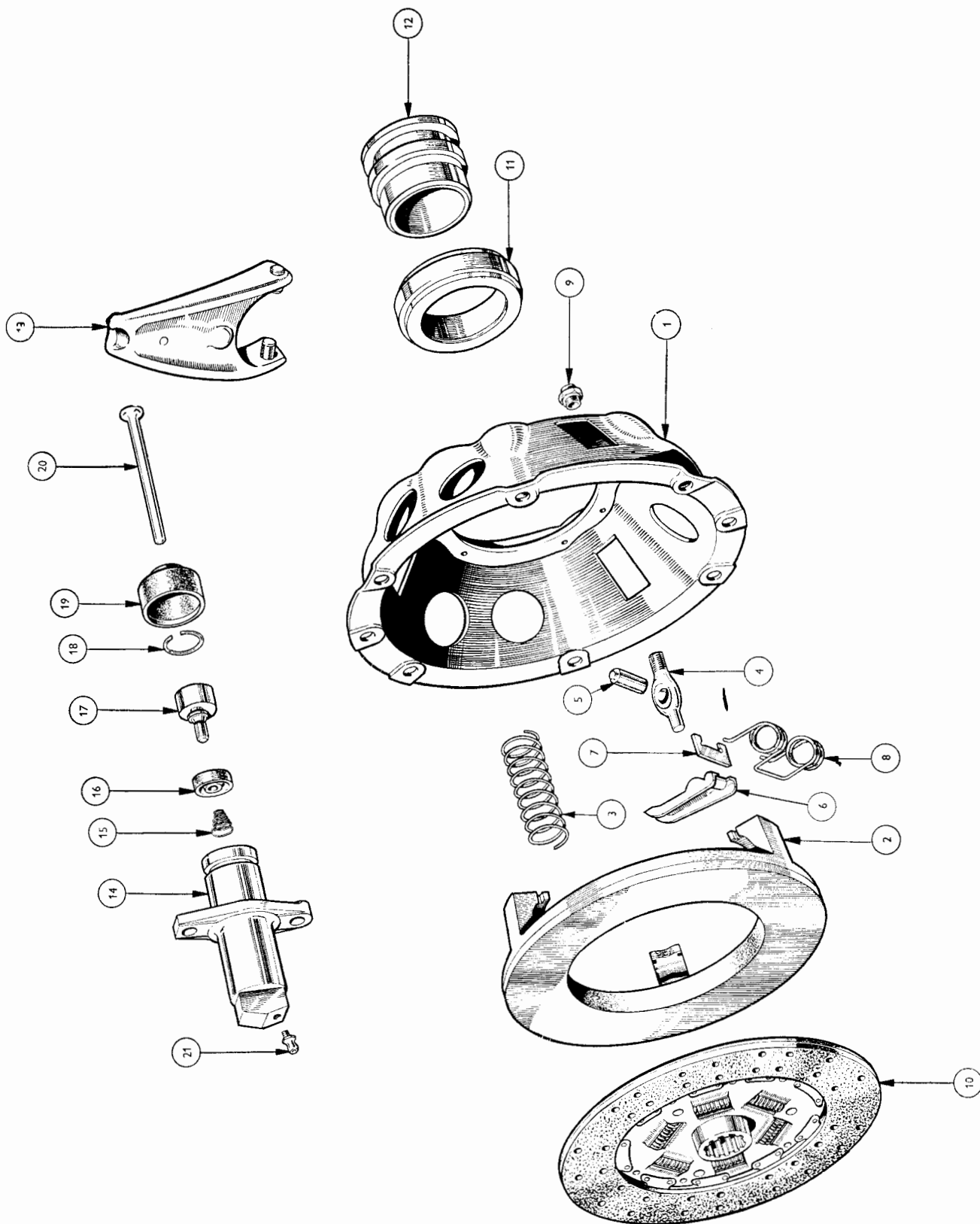
Note:—Items marked thus † are available on our Factory Exchange Unit Scheme

CLUTCH

4

Part No.	Description	Plate No.	No. per Unit	Remarks
136824	†CLUTCH COVER ASSEMBLY		1	
507003	Cover	L1	1	
507004	Plate, pressure	L2	1	
512970	Spring, thrust, yellow and black	L3	9	
507002	Eyebolt	L4	3	
42537	Pin, release lever	L5	3	
501133	Lever, release	L6	3	
41326	Strut, release lever	L7	3	
504968	Spring, anti-rattle	L8	3	
511498	Nut, eyebolt	L9	3	
511947	Plate, release lever		1	
38788	Retainer, release lever plate		3	
116535	DRIVEN PLATE ASSEMBLY	L10	1	
507005	Facing package		1	
DP0407	Dowel		2	
HU0856	Screw, set		6	
WL0208	Washer, spring		6	
				Clutch to flywheel assembly
112527	CLUTCH THROW-OUT BEARING	L11	1	
116298	Sleeve, throw-out bearing	L12	1	
132080	CLUTCH OPERATING LEVER ASSEMBLY	L13	1	
132297	CLUTCH SLAVE CYLINDER ASSEMBLY		1	For all replacements use 514356
514356	CLUTCH SLAVE CYLINDER ASSEMBLY		1	
	(Less push rod)			
Not serviced	Body, slave cylinder	L14		
510528	Spring, between body and piston	L15	1	
514293	Seal	L16	1	
510526	Piston	L17	1	
510529	Circlip, retaining piston in body	L18	1	
514292	Boot, rubber, over end of body	L19	1	
132239	Rod, push	L20	1	
108756	Screw, bleed, in slave cylinder body	L21	1	
HU0806	Screw, set		2	
WL0208	Washer, spring		2	
				Slave cylinder to mounting bracket

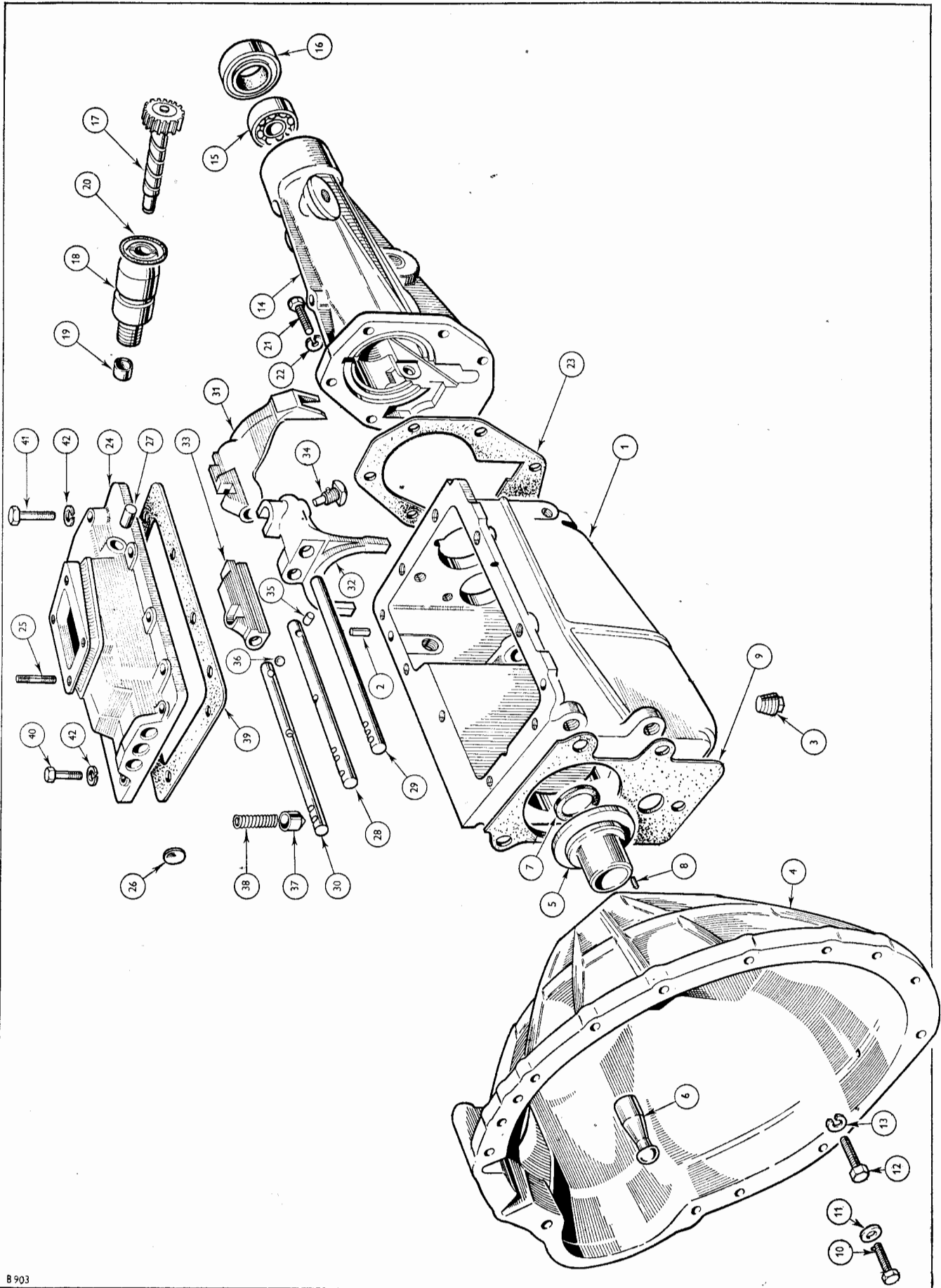
Note:—Items marked thus † are available on our Factory Exchange Unit Scheme



GEARBOX

Part No.	Description	Plate No.	No. per Unit	Remarks
511388	†GEARBOX ASSEMBLY (Less Top Cover Extension and Hand Lever Assembly)		1	Alternative to 512390
512390	†GEARBOX ASSEMBLY (Less Top Cover Extension and Hand Lever Assembly)		1	Alternative to 511388
306470	GEARBOX CASE	M1	1	
DP0411	Dowel, top cover, locating	M2	2	
114774	Plug, oil level		1	
114774	Plug, oil drain, in bottom of casing	M3	1	
132077	CLUTCH HOUSING AND FRONT END COVER ASSEMBLY	M4	1	
132078	Cover, front end	M5	1	
132079	Pin, fulcrum	M6	1	
132292	Seal, oil, front end cover	M7	1	
DP0205	Dowel, front end cover to clutch housing	M8	1	
122569	Washer, paper	M9 -	1	
WU3908	Bolt, wedglok	M10	1	
500464	Washer, copper	M11	1	
HB0908	Bolt	M12	4	
WL0209	Washer, spring	M13	4	
				Clutch housing to gearbox case
209590	GEARBOX EXTENSION ASSEMBLY	M14	1	
117511	Bearing, in end of extension	M15	1	
117510	Seal, oil, extension end	M16	1	
119096	Bearing, end thrust, speedo drive shaft		1	
119100	Gear, speedo driven assembly	M17	1	
119097	Bearing, speedo assembly	M18	1	Alternative to 138092
138092	Bearing, speedo assembly		1	Alternative to 119097
108757	Seal, oil	M19	1	
119099	Seal, oil	M20	1	For use with 119097
119099	Seal, oil		2	For use with 138092
56305	Screw, locking		1	
WL0208	Washer, lock		1	
HU0807	Screw, set, short	M21	7	
WL0208	Washer, lock	M22	7	
106437	Washer (paper), joint	M23	1	
137801	Stop rebound, assembly gearbox extension mounting		1	
138086	Piece, distance		2	Heavy Duty

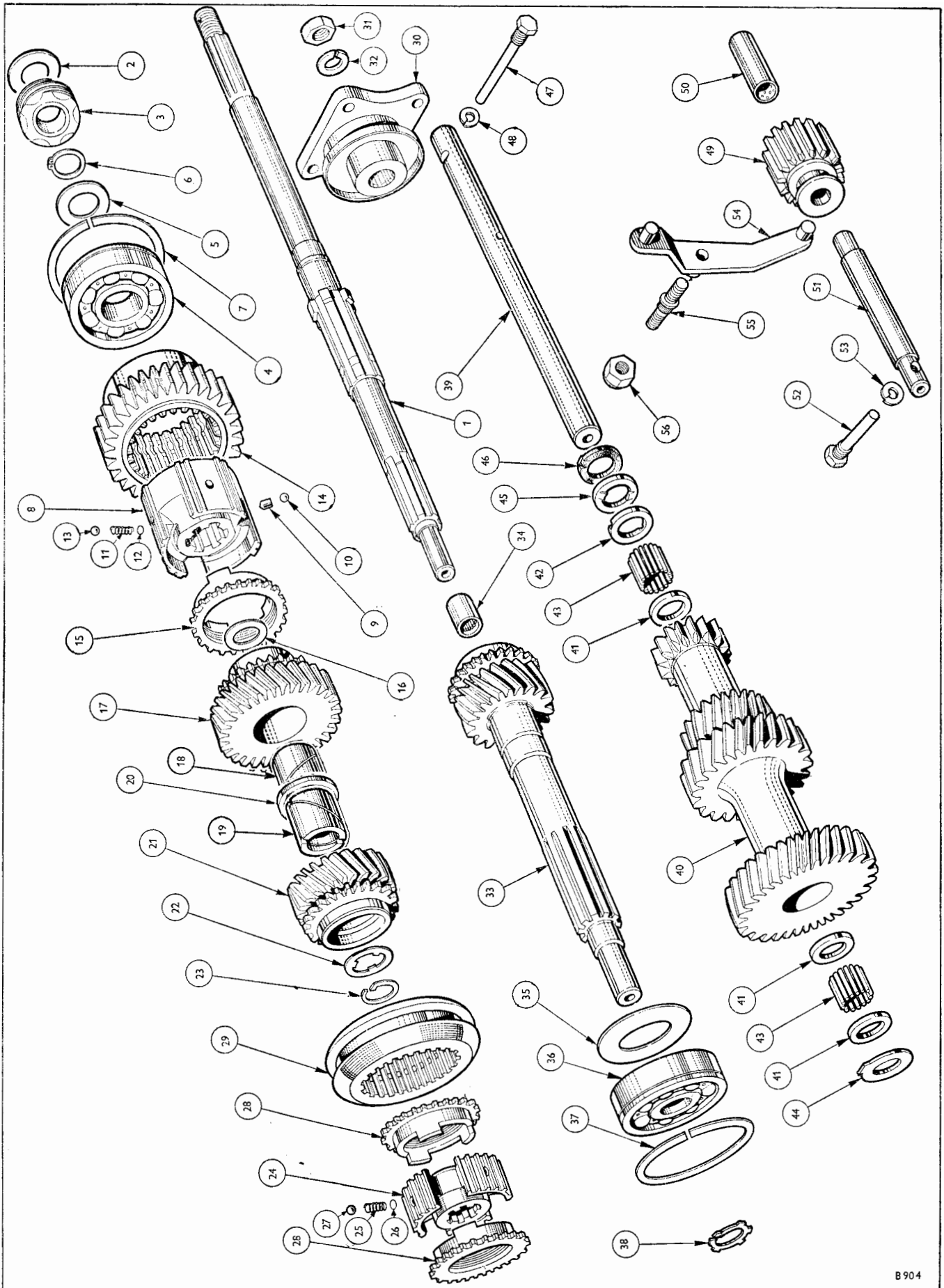
Note:—Items marked thus † are available on our Factory Exchange Unit Scheme



GEARBOX

Part No.	Description	Plate No.	No. per Unit	Remarks
511489	TOP COVER ASSEMBLY		1	
134761	Cover, top, sub-assembly	M24	1	
106957	Stud, extension attachment	M25	4	
104449	Plug, core, selector shaft holes	M26	6	
107099	Plug, interlock hole	M27	1	
108020	Shaft, selector, 1st/2nd	M28	1	
108021	Shaft, selector, 3rd/top	M29	1	
134290	Shaft, reverse actuator	M30	1	
113868	Fork, selector, 1st/2nd	M31	1	
106268	Fork, selector, 3rd/top	M32	1	
114781	Actuator, reverse gear	M33	1	
122653	Screw, set (wedglok), selector to shafts	M34	3	
106478	Pin, interlock	M35	1	
BL0020	Ball, interlock	M36	2	
106481	Plunger, selector shafts	M37	2	
136990	Plunger, selector shafts, reverse		1	
106489	Spring, plunger	M38	3	
106269	Washer, joint	M39	1	
HB0707	Bolt, short	M40	7	
HB0711	Bolt, long	M41	2	
WL0207	Washer, lock	M42	9	
	GEARBOX ATTACHMENT DETAILS			
HN2008	Nut		12	
WL0208	Washer, lock		12	
HB0811	Bolt		9	Fitted to Commission No. only
HB0812	Bolt		9	Fitted from Commission No. and future
HN2009	Nut		1	
WL0209	Washer, lock		1	
132872	Bolt, dowel		1	

Note:—Items marked thus † are available on our Factory Exchange Unit Scheme

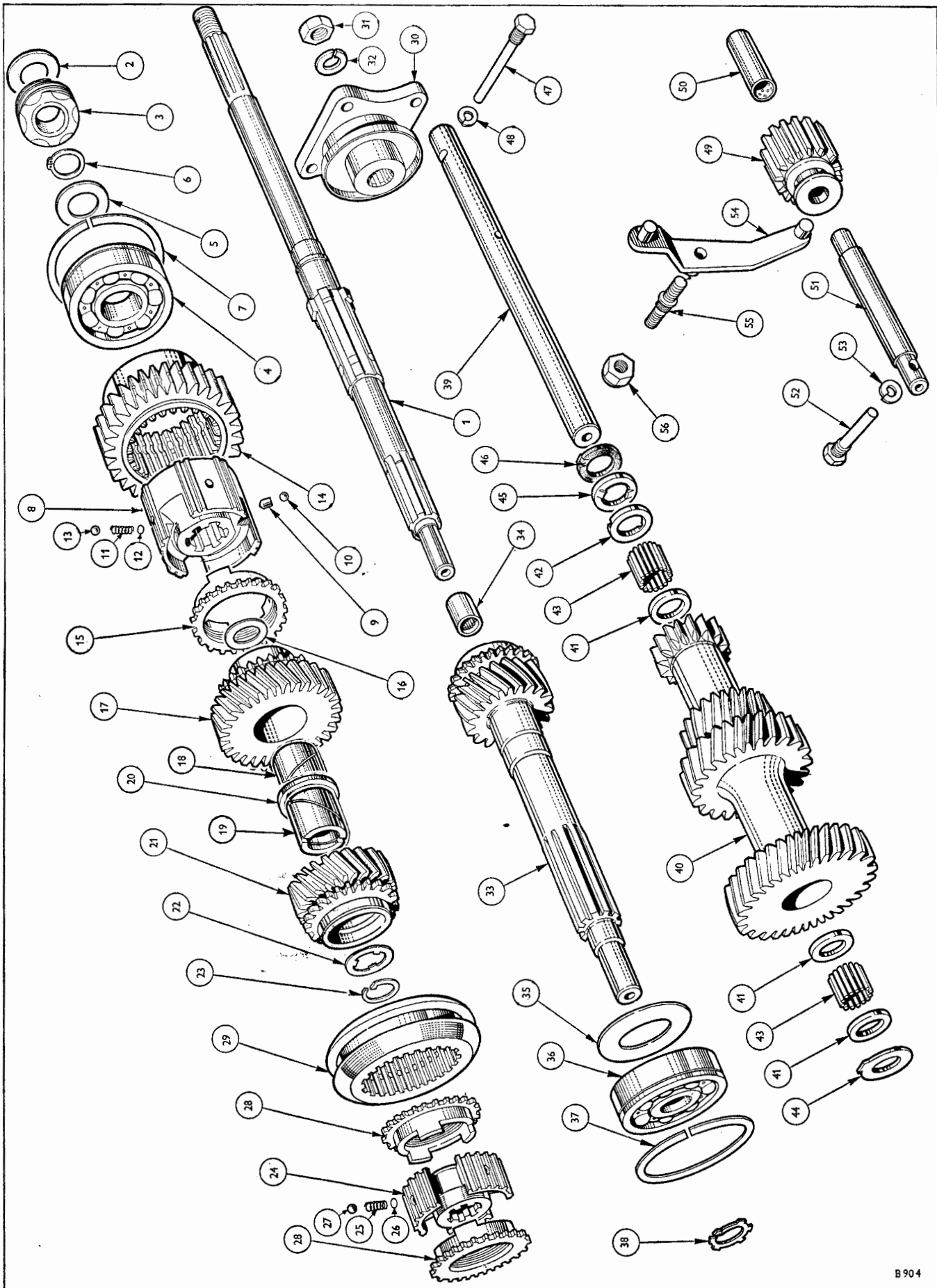


B 904

GEARBOX

Part No.	Description	Plate No.	No. per Unit	Remarks
204679	MAINSHAFT	N1	1	
117509	Washer , end of mainshaft	N2	1	
119131	Gear , speedo driving	N3	1	
104433	Bearing , ball, mainshaft—centre	N4	1	
104438	Washer	N5	1	
500872	Circlip } Centre bearing to mainshaft and housing	N6	1	
112654	Ring , snap }	N7	1	
132446	Gear , 1st speed, and sleeve assembly	N8	1	
106475	Pin , locking } Fitted	N9	1	
BL0016	Ball , interlock } on sleeve	N10	1	
106388	Spring , synchro ball }	N11	3	
37948	Shim , spring }	N12	A/R	
BL0016	Ball , synchro }	N13	3	
	Gear , 1st speed (supplied only as part of Assembly 132446)	N14		
113797	Cup , synchronising, 2nd speed	N15	1	
106262	Washer , between 1st speed and 2nd gear	N16	1	
132296	Gear , 2nd speed	N17	1	
111424	Bush , 2nd speed gear	N18	1	
111423	Bush , 3rd speed gear	N19	1	
111422	Washer , thrust, between 2nd and 3rd speed gears	N20	1	
132097	Gear , 3rd speed	N21	1	
104466	Washer , between 3rd speed gear and circlip	N22	1	
112394	Circlip , retaining gears on mainshaft	N23	1	
509651	Sleeve , synchro and operating, 3rd and top assembly	N24	1	
104445	Spring , in synchro sleeve	N25	3	
37948	Shim , under spring	N26	A/R	
BL0016	Ball , synchro	N27	3	
113797	Cup , synchro, 3rd/top	N28	2	
	Sleeve , operating, 3rd/top (supplied only as part of Assembly 509651)	N29		
109050	FLANGE AND STONEGUARD MAINSHAFT	N30	1	
HN2012	Nut } Flange to	N31	1	
WQ0312	Washer , lock } mainshaft	N32	1	
208820	CONSTANT PINION SHAFT	N33	1	
116507	Bearing , needle roller	N34	1	
106365	Thrower , oil }	N35	1	
104433	Bearing , ball }	N36	1	
112654	Ring , snap }	N37	1	
129839	Circlip }	N38	1	

Note:—Items marked thus † are available on our Factory Exchange Unit Scheme



GEARBOX

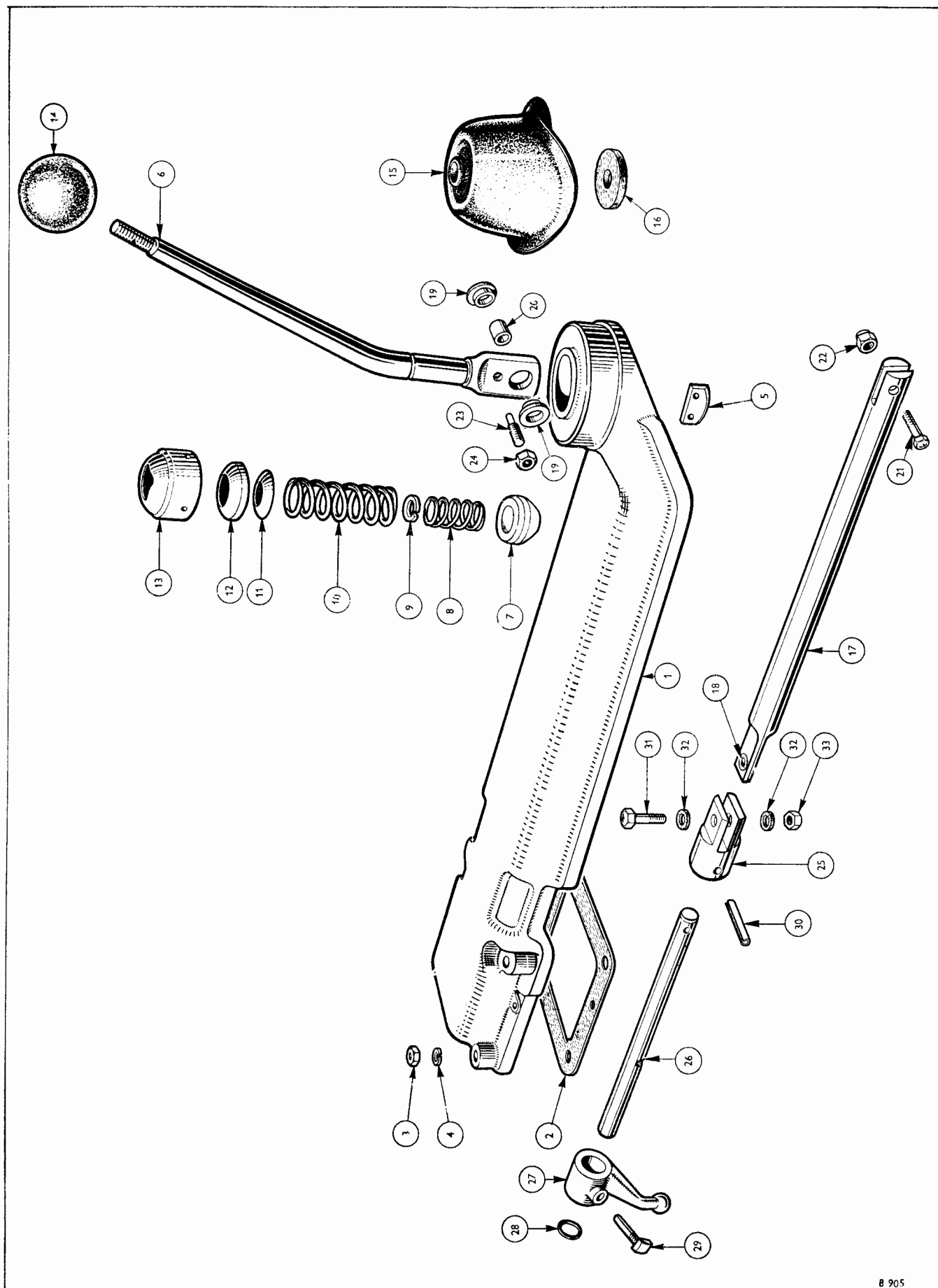
Part No.	Description	Plate No.	No. per Unit	Remarks
119889	COUNTERSHAFT	N39	1	
208788	Gear, cluster	N40	1	
119891	Ring, retaining } Retaining needle	N41	3	
119892	Ring, retaining } rollers	N42	1	
119893	Roller, needle	N43	50	
113229	Washer, thrust, front of countershaft	N44	1	
106270	Washer } Rear of	N45	1	
106271	Washer, thrust } countershaft	N46	1	
106476	Screw, locating countershaft in casing	N47	1	
WL0208	Washer, locking locating screw	N48	1	
137532	Spring, countershaft gear cluster		3	
132293	REVERSE IDLER GEAR ASSEMBLY	N49	1	
104420	Bush, in reverse gear	N50	1	
113071	Spindle, reverse, idler gear	N51	1	
106477	Screw, locating spindle in casing	N52	1	
WL0208	Washer, lock, on screw	N53	1	
106254	REVERSE OPERATING LEVER ASSEMBLY	N54	1	
106448	Fulcrum, reverse operating lever	N55	1	
TN3209	Nut, nyloc, fulcrum to gearbox	N56	1	

Note:—Items marked thus † are available on our Factory Exchange Unit Scheme

GEAR SHIFT MECHANISM

Part No.	Description	Plate No.	No. per Unit	Remarks
510867	TOP COVER EXTENSION AND HAND LEVER ASSEMBLY		1	Alternative to 512469
512469	TOP COVER EXTENSION AND HAND LEVER ASSEMBLY		1	Alternative to 510867
304570	Extension, top cover	P1	1	
120305	Washer, joint, top cover extension	P2	1	
HN2008	Nut	P3	4	
WLO208	Washer, lock	P4	4	
120307	Plate, reverse baulk	P5	1	
TK4503	Screw, baulk plate attachment		2	
129121	GEAR LEVER	P6	1	
120570	Bush, spherical	P7	1	
138685	Bush, spherical		1	
138684	Insert, spherical bush		1	
119252	Spring, reverse baulk	P8	1	
119263	Circlip, retaining spring on lever	P9	1	
119251	Spring, cap retainer	P10	1	
128373	Washer, dished (inner)	P11	1	
119573	Washer, dished (outer)	P12	1	
126607	Cap, top cover extension	P13	1	
126754	Dowel, cap to top cover extension		2	
131246	Knob, gear lever assembly	P14	1	
611353	Grommet, fitted in floor	P15	1	
611177	Washer, rubber, gear lever	P16	1	
	OPERATING SHAFT DETAILS			
129952	Shaft, operating assembly	P17	1	
119262	Bush, operating shaft	P18	1	
129118	Bush, nylon, in hand lever	P19	2	
138686	Bush, in hand lever		2	
129119	Sleeve, pinch, in hand lever	P20	1	
118053	Seal, oil		1	
125054	Bolt	P21	1	
TN3207	Nut, nyloc	P22	1	
118054	Screw, reverse stop, attached to hand lever	P23	1	
JN2108	Nut, lock, on screw	P24	1	
127741	Coupling, gear lever shaft	P25	1	
118041	Shaft, gear lever	P26	1	
118040	Lever, gear (internal)	P27	1	
118053	Seal, oil	P28	2	
122653	Screw, set, taper (Wedglok), gear lever to shaft	P29	1	
DS2516	Dowel, coupling to gear lever shaft	P30	1	
HB0709	Bolt	P31	1	
510596	Washer, fibre	P32	2	
TN3207	Nut, nyloc	P33	1	

Note:—Items marked thus † are available on our Factory Exchange Unit Scheme

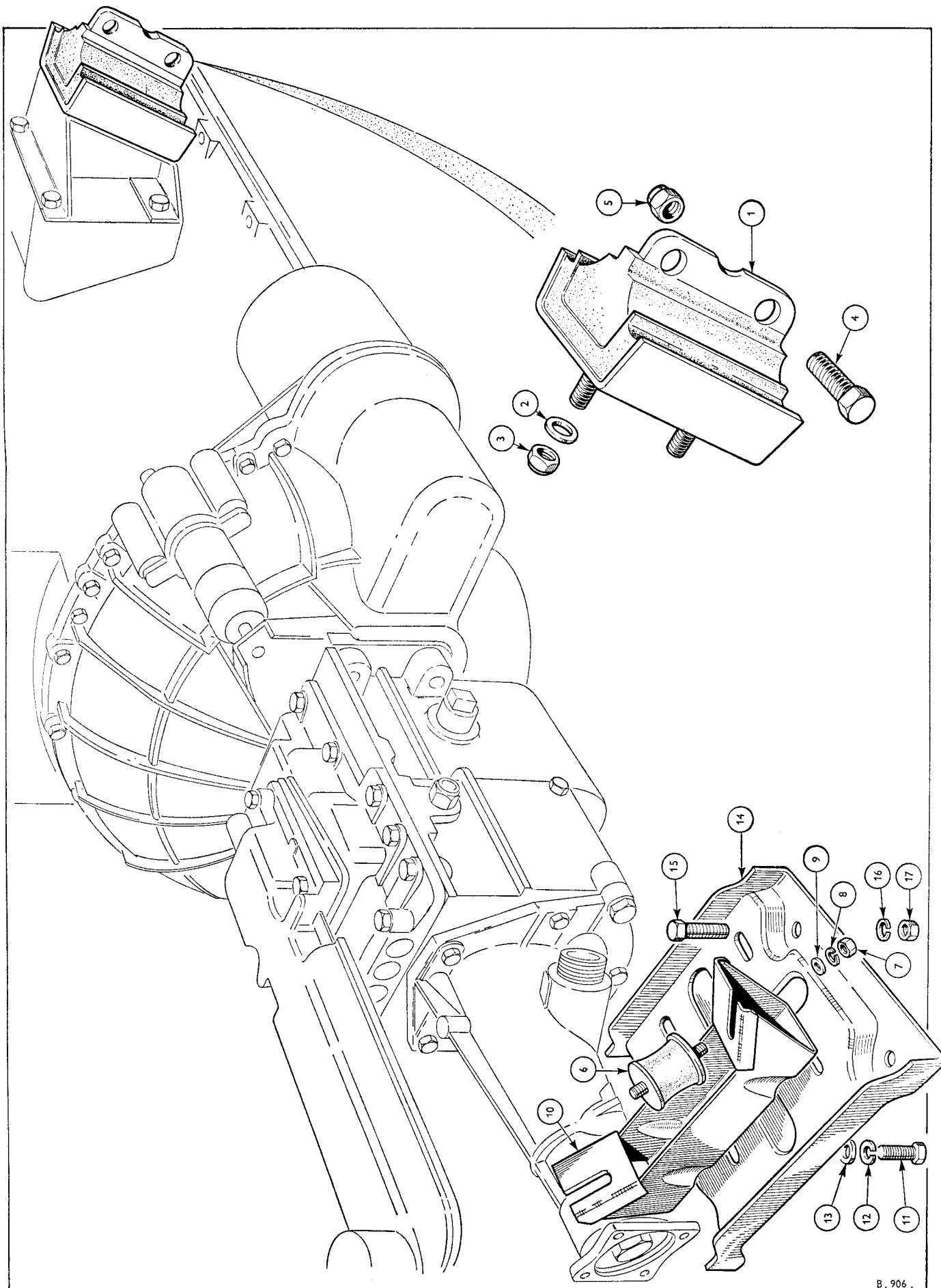


ENGINE MOUNTING

Part No.	Description	Plate No.	No. per Unit	Remarks
132669	FRONT ENGINE MOUNTING	Q1	2	
WP0009	Washer, plain } Front engine mounting	Q2	4	
TN3209	Nut, nyloc } to mounting bracket	Q3	4	
122689	REAR ENGINE MOUNTING	Q6	2	
HN2008	Nut } Rear engine mounting to bracket	Q7	2	
WL0208	Washer, lock }	Q8	2	
WP0008	Washer, plain }	Q9	2	
133134	Bracket assembly, gearbox mounting	Q10	1	
HU0805	Screw, set }	Q11	2	
WL0208	Washer, lock }	Q12	2	
WP0008	Washer, plain }	Q13	2	
209815	Platform, rear engine mounting	Q14	1	
HU0805	Screw, set }	Q15	4	
WL0208	Washer, lock }	Q16	4	
HN2008	Nut }	Q17	4	

7

Note:—Items marked thus † are available on our Factory Exchange Unit Scheme



B. 906 .

VITESSE

PLATE Q

CHASSIS FRAME

Part No.	Description	Plate No.	No. per Unit	Remarks
401956	CHASSIS FRAME COMPLETE (HOME)		1	Alternative to 401988
401988	CHASSIS FRAME COMPLETE (EXPORT)		1	Alternative to 401956
Not serviced	Crossmember assembly, front	R1	1	
Not serviced	Sidemember assembly—R.H.	R2	1	
Not serviced	Sidemember assembly—L.H.	R3	1	
132104	Bracket , suspension inner support assembly—R.H.	R4	1	
132105	Bracket , suspension inner support assembly—L.H.	R5	1	
123287	Plate , stiffener, front cross-member		2	
Not serviced	Plate , gearbox extension securing	R6	1	
305489	Extension , front frame assembly—R.H.	R7	1	
305492	Extension , front frame assembly—L.H.	R8	1	
209012	Cross tube assembly, front	R9	1	
130484	Bracket , mounting, anti-roll bar		2	
132615	Bracket , radiator mounting		2	
133035	Strut assembly, cross-tube to { R.H.		1	
133034	chassis extension { L.H.		1	
208893	Outrigger assembly, front—R.H.	R10	1	
208894	Outrigger assembly, front—L.H.	R11	1	
208246	Outrigger assembly (intermediate)—R.H.	R12	1	
208247	Outrigger assembly (intermediate)—L.H.	R13	1	
208750	Outrigger assembly, rear—R.H.	R14	1	
208751	Outrigger assembly, rear—L.H.	R15	1	
205053	Channel , side assembly	R16	2	
133789	Bracket , mounting, steering unit rack—R.H.	R17	1	
133788	Bracket , mounting, steering unit rack—L.H.	R18	1	
208943	Mounting assembly, rear damper	R19	1	
305461	Extension , rear frame assembly—R.H.	R20	1	
305462	Extension , rear frame assembly—L.H.	R21	1	
305825	Extension , rear frame assembly—R.H.		1	} Export only
305826	Extension , rear frame assembly—L.H.		1	
Not serviced	Crossmember assembly, rear	R22	1	
209330	Bracket , support assembly, damper—R.H.	R23	1	Alternative to 208935
208935	Bracket , support, damper—R.H.		1	Alternative to 209330
209331	Bracket , support assembly, damper—L.H.	R24	1	
132435	Bracket , mounting, rear axle	R25	2	
139521	Bracket , mounting, rear { R.H.		1	
139522	brake hose { L.H.		1	
209360	Bracket , assembly, rear axle mounting { R.H.		1	
209361	and handbrake guide { L.H.		1	
305592	Bracket , front suspension and engine mounting assembly —R.H.		1	
305593	Bracket , front suspension and engine mounting assembly —L.H.	R26	1	
HU0908	Screw , set {	R27	8	
118977	Washer , lock {	R28	8	
129650	Plate , tapping { Front suspension and engine	R29	4	
HU0909	Screw , set { mounting bracket to frame		2	
WP0020	Washer , plain {		2	
YN2909	Nut , nyloc {		2	
128356	Shim , front suspension bracket to frame	R30	A/R	

Note:—Items marked thus † are available on our Factory Exchange Unit Scheme

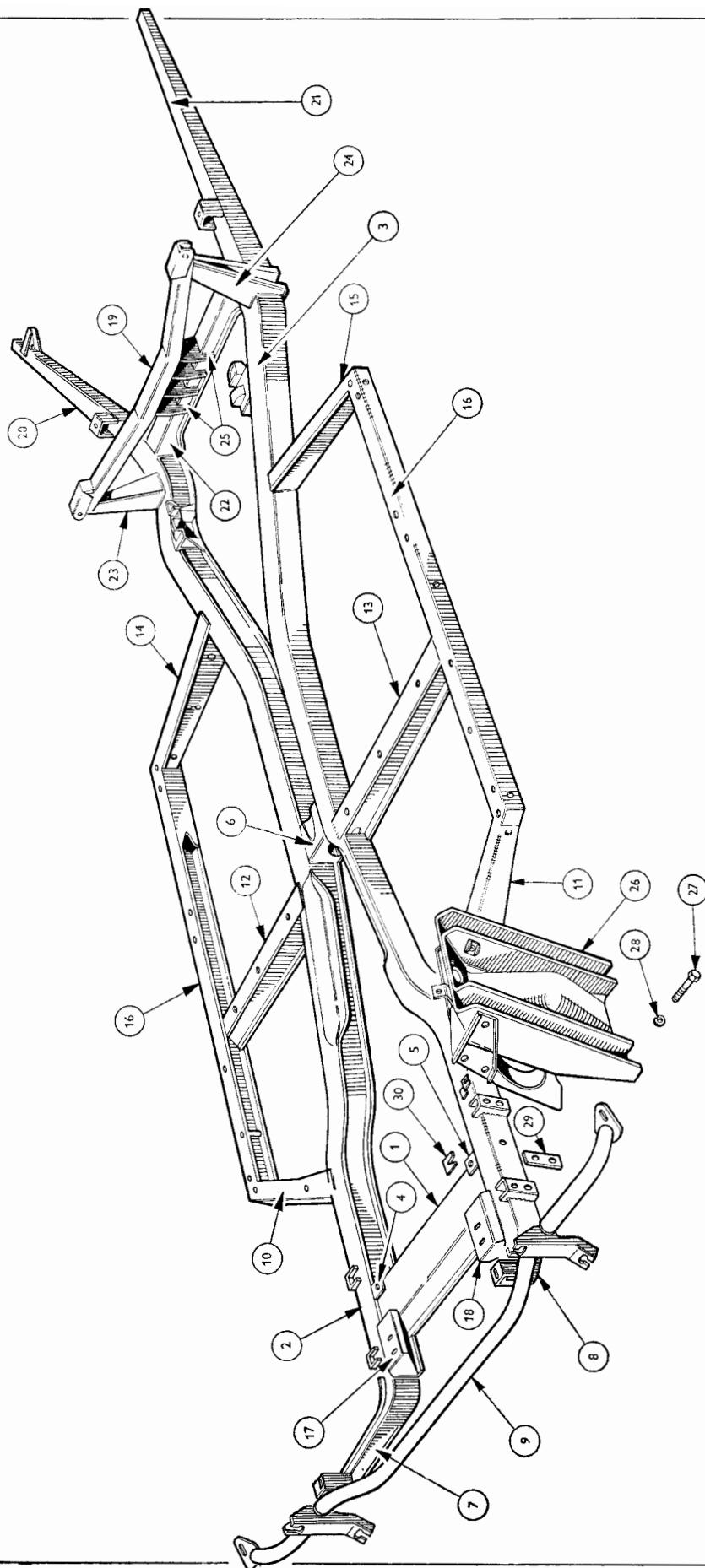
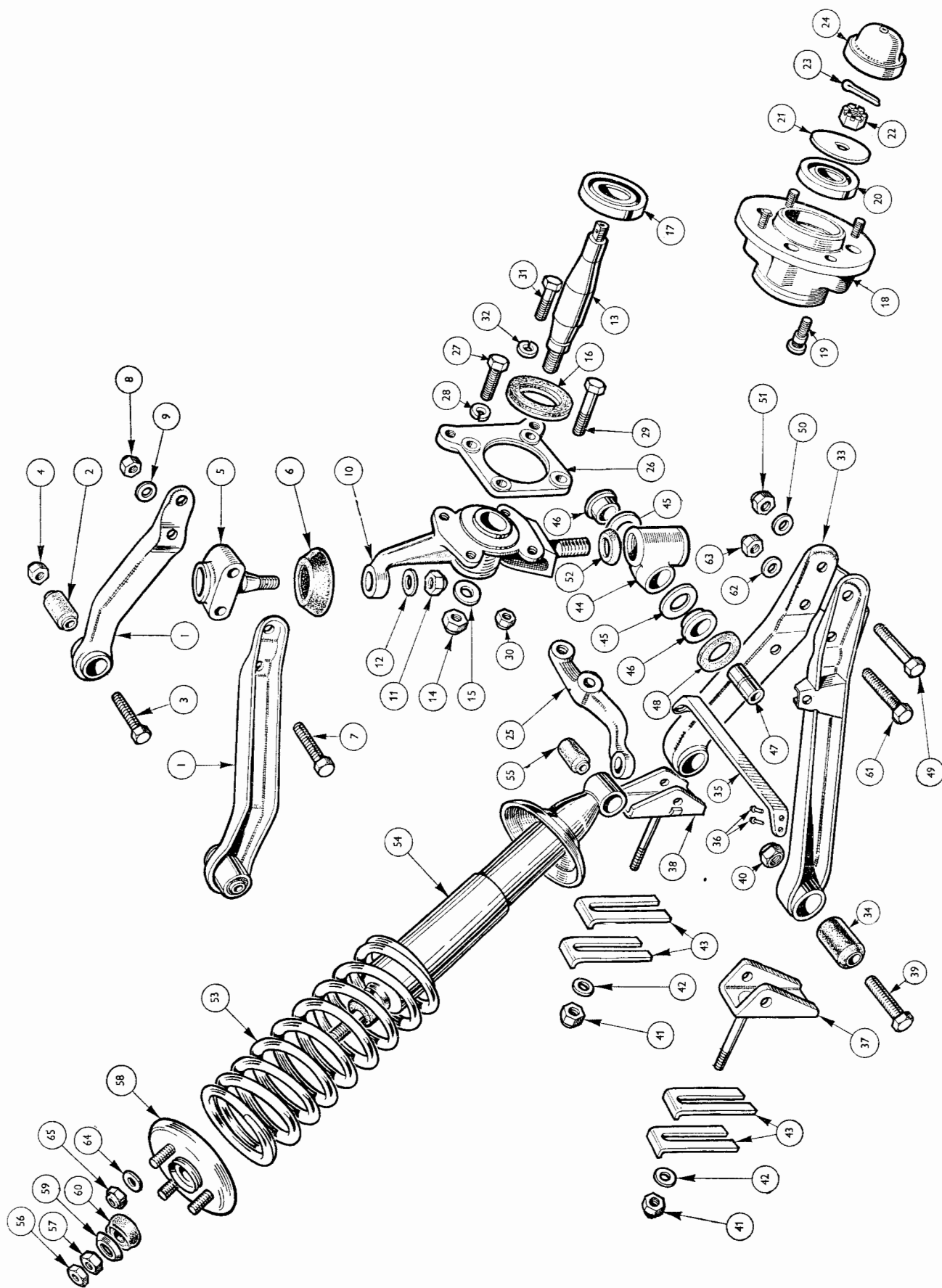


PLATE R.

FRONT SUSPENSION

Part No.	Description	Plate No.	No. per Unit	Remarks
306480	FRONT SUSPENSION UNIT—R.H. (With Disc Brakes)		1	Fitted up to Commission No. HB7082 only
306512	FRONT SUSPENSION UNIT—R.H. (With Disc Brakes)		1	Fitted from Commission No. HB7083 and future
306481	FRONT SUSPENSION UNIT—L.H. (With Disc Brakes)		1	Fitted up to Commission No. HB7082 only
306513	FRONT SUSPENSION UNIT—L.H. (With Disc Brakes) The above units comprise: Lower Fulcrum, Upper and Lower Wishbones, Vertical Link, Ball Joint, Stub Axle, Hub, Brake Unit and Steering Tie Rod Levers.		1	Fitted from Commission No. HB7083 and future
119272	TOP WISHBONE ARM AND BUSH ASSEMBLY	S1	4	
119451	Bush, rubber	S2	4	
HB0918	Bolt, fulcrum	S3	4	
YN2909	Nut, nyloc	S4	4	
	} Top wishbone attachment			
122509	BALL JOINT ASSEMBLY, UPPER WISHBONE	S5	2	
58261	Gaiter	S6	2	
HB0818	Bolt	S7	4	
YN2908	Nut, nyloc	S8	4	
WP0107	Washer, plain	S9	4	
	} Ball assembly to upper wishbone			
209072	VERTICAL LINK—R.H.		1	
209073	VERTICAL LINK—L.H.	S10	1	
YN2910	Nut, nyloc	S11	2	
WP0010	Washer, plain	S12	2	
	} Ball pin to vertical link			
132065	STUB AXLE	S13	2	
YN2912	Nut, nyloc	S14	2	
WP0012	Washer, plain	S15	2	
	} Stub axle to vertical link			
132664	Seal, oil, assembly, between vertical link and inner bearing	S16	2	
132668	Seal, felt		2	
132667	Retainer, felt, seal		2	
132066	Bearing, inner hub	S17	2	
132881	Hub assembly, front	S18	2	
112429	Stud, wheel	S19	8	
129897	Bearing, outer, hub	S20	2	
132666	Washer, 'D'	S21	2	
LN2211	Nut, slotted	S22	2	
PC0020	Pin, cotter	S23	2	
132665	Cover, hub end	S24	2	
	} Hubs to stub axles			

Note:—Items marked thus † are available on our Factory Exchange Unit Scheme



FRONT SUSPENSION

Part No.	Description	Plate No.	No. per Unit	Remarks
205504	TIE ROD LEVER—R.H.		1	
205505	TIE ROD LEVER—L.H.	S25	1	
208716	Plate , mounting, disc brake caliper—R.H.		1	} Fitted up to Commission No. HB7082 only } Fitted from Commission No. HB7083 and future
208717	Plate , mounting, disc brake caliper—L.H.	S26	1	
210892	Plate , mounting, disc brake caliper—R.H.		1	
210893	Plate , mounting, disc brake caliper—L.H.		1	
138051	Ring , sealing		2	
HU0806	Setscrew	S27	4	
WL0208	Washer , lock	S28	4	
123312	Bolt	S29	2	} Mounting plate and tie rod levers to vertical link
YN2909	Nut	S30	2	
HB0910	Bolt	S31	2	
WQ0309	Washer	S32	2	
206685	LOWER WISHBONE ASSEMBLY—R.H.		1	
206686	LOWER WISHBONE ASSEMBLY—L.H.	S33	1	
119451	Bush , rubber	S34	4	
125733	Strut , lower wishbone	S35	2	
SP91D2	Rivet	S36	8	
130757	LOWER WISHBONE FULCRUM BRACKET—FRONT	S37	2	
130758	LOWER WISHBONE FULCRUM BRACKET—REAR	S38	2	
HB0919	Bolt	S39	4	} Fulcrum brackets to lower wishbone
YN2909	Nut , nyloc	S40	4	
YN2909	Nut , nyloc	S41	4	
WP0009	Washer , plain	S42	4	
122022	Shim	S43	A/R	
132064	BOTTOM TRUNNION ASSEMBLY—R.H.		1	} Fitted up to Commission No. HB22648 only
132063	BOTTOM TRUNNION ASSEMBLY—L.H.	S44	1	
132038	Shim , lower trunnion	S45	4	} Note: When Parts Numbers 132038, 122496, or 132039 need replacement, refer to sealing kit on page 119
122496	Bearing , nylon	S46	4	
132039	Tube , distance	S47	2	
140919	BOTTOM TRUNNION ASSEMBLY—R.H.		1	} Fitted from Commission No. HB22649 and future
140920	BOTTOM TRUNNION ASSEMBLY—L.H.		1	
140892	Bearing		4	} Fitted from Commission No. HB22649 and future
140893	Piece , distance		2	
140894	Water shield		4	
140895	Water shield		4	
122534	Seal , dirt, lower trunnion	S48	4	
119142	Bolt	S49	2	
WP0010	Washer , plain	S50	2	} Trunnion to wishbone
YN2910	Nut , nyloc	S51	2	
122126	Seal , oil (trunnion to vertical link)	S52	2	

Note:—Items marked thus † are available on our Factory Exchange Unit Scheme

FRONT SUSPENSION

Part No.	Description	Plate No.	No. per Unit	Remarks
209402	FRONT DAMPER AND ROAD SPRING COMPLETE ASSEMBLY		2	
134811	FRONT DAMPER AND ROAD SPRING COMPLETE ASSEMBLY		2	Special Order only
209009	Spring, road, front	S53	2	
208022	Damper, front	S54	2	
134635	Damper, front		2	Special Order only
119450	Bush, rubber	S55	2	
	Nut } Front damper upper	S56		} Not serviced separately
	Nut, lock } plate attachment	S57		
122137	Plate, upper spring assembly	S58	2	
123231	Cap, spring plate	S59	4	
509260	Bush, rubber, top	S60	4	
125441	Packing, front road spring, L.H.—L.H.S.		1	
125441	Packing, front road spring (heavy duty only)		2	
	FRONT DAMPER AND SPRING ATTACHMENT DETAILS			
HB1020	Bolt	S61	2	
WP0010	Washer, plain	S62	2	
YN2910	Nut, nyloc	S63	2	
WP0035	Washer, plain	S64	6	
YN2907	Nut, nyloc	S65	6	

Note:—Items marked thus † are available on our Factory Exchange Unit Scheme

ANTI-ROLL BAR

Part No.	Description	Plate No.	No. per Unit	Remarks
207093	ANTI-ROLL BAR	T1	1	
123998	Bush, rubber	T2	2	
123502	Bracket, clamp	T3	2	
123694	Bolt, 'U'—Home	T4	2	
132614	Bracket, stowage, front—Export		2	
WP0107	Washer, plain	T5	4	
YN2908	Nut, nyloc	T6	4	
125481	Link assembly—R.H.	T7	1	
125482	Link assembly—L.H.	T8	1	
125074	Stud	T9	2	
WP0036	Washer, plain		2	
YN2909	Nut, nyloc	T10	2	
WP0110	Washer, plain	T11	2	
WP0046	Washer, plain	T12	4	
YN2910	Nut, nyloc	T13	2	

Anti-roll bar
mounting
brackets

Link assembly
attachment

Link assembly to
lower wishbone

Note:—Items marked thus † are available on our Factory Exchange Unit Scheme

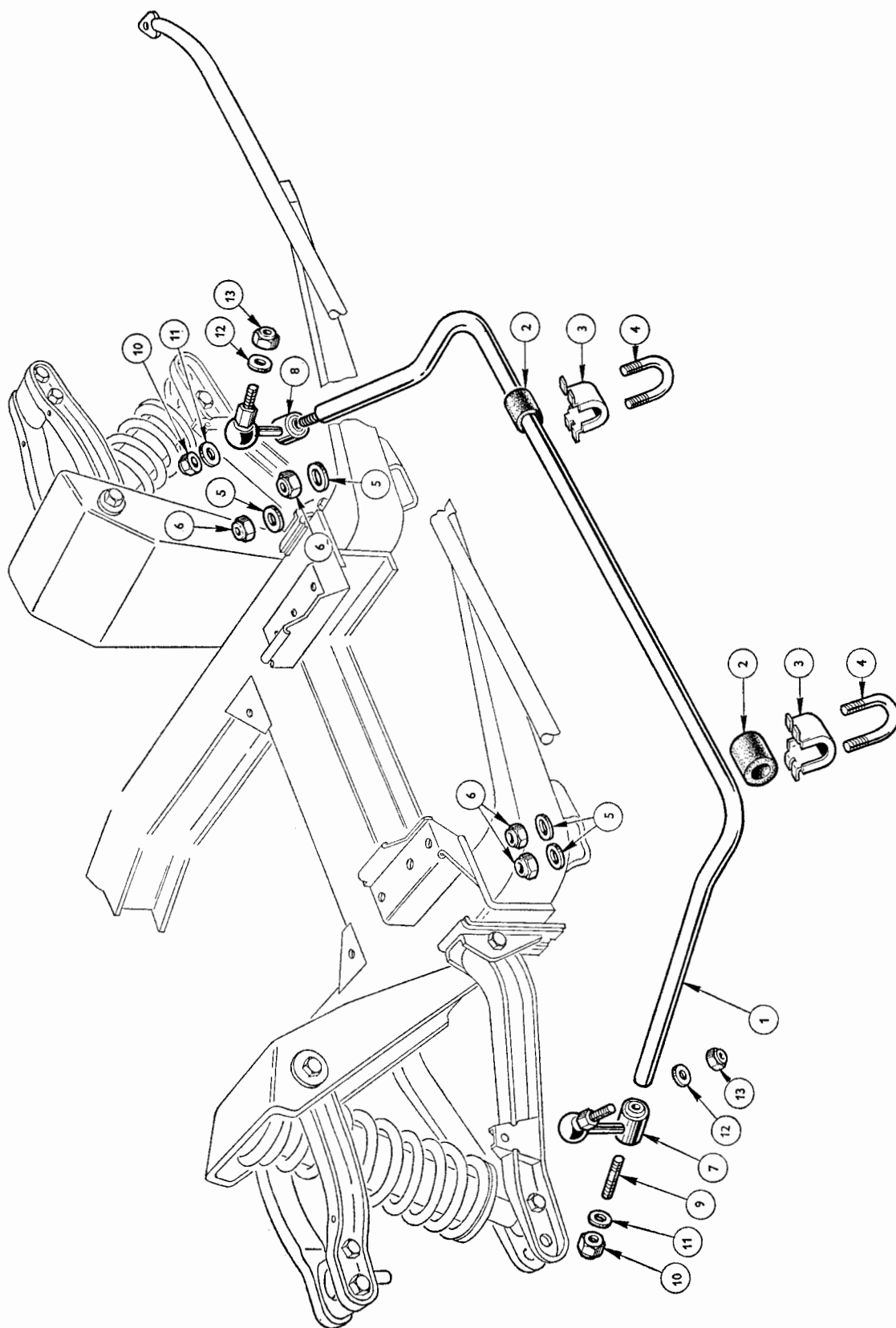
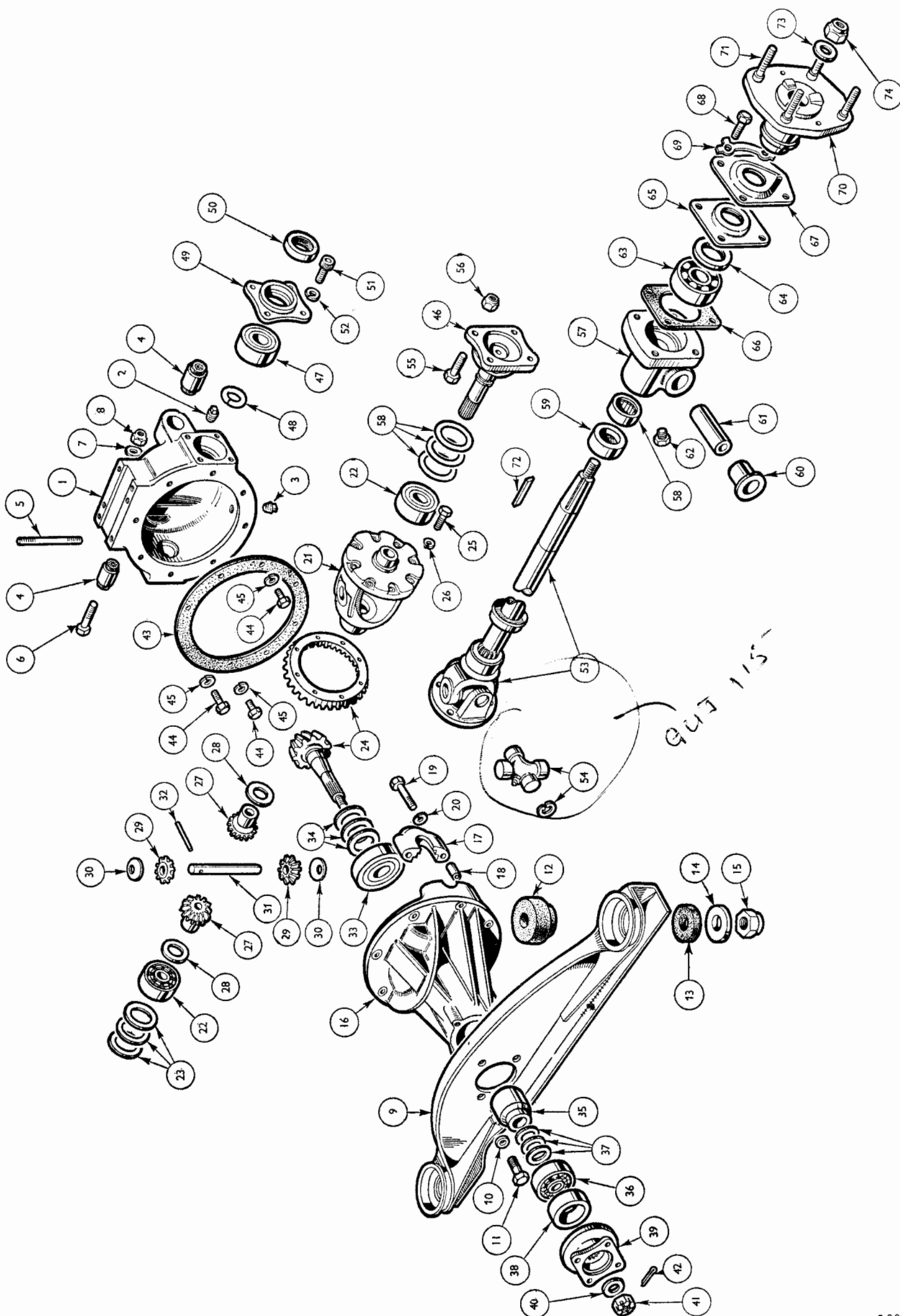


PLATE T

REAR AXLE

Part No.	Description	Plate No.	No. per Unit	Remarks
511350	†REAR AXLE CENTRE ASSEMBLY			
208001	Axle casing assembly	U1	1	
118826	Plug, core		1	
114774	Plug, filler	U2	1	
114774	Plug, drain	U3	1	
117578	Bush, mounting	U4	2	
131008	Stud, rear road spring	U5	6	
510408	Pin, cotter		1	
HB1019	Bolt	U6	2	
WP0110	Washer, plain	U7	2	
YN2910	Nut, nyloc	U8	2	
209333	Plate, mounting, rear axle	U9	1	Fitted up to Commission No. HB16129 only
211544	Plate, mounting assembly, rear axle		1	Fitted from Commission No. HB16130 and future
WN0710	Washer, shakeproof	U10	4	
132856	Bolt	U11	4	
133568	Rubber, mounting, rear axle—Upper	U12	2	
131796	Rubber, mounting, rear axle—Lower	U13	2	
WM0810	Washer, medium	U14	2	
TN3209	Nut, nyloc	U15	2	
509815	Housing assembly, hypoid	U16	1	
Not serviced	Cap, bearing	U17		
60070	Bush, bearing, cap	U18	4	
104554	Bolt, bearing, cap attachment	U19	4	
WL0209	Washer, lock	U20	4	
304982	Casing, differential	U21	1	
130355	Bearing, differential, casing to hypoid housing	U22	2	
123817	Shim, adjusting differential bearing	U23	A/R	
123814			A/R	
123813			A/R	
510005	Crown wheel and pinion assembly	U24	1 pair	
129781	Bolt	U25	8	
118977	Washer, lock	U26	8	
108979	Gear, differential—16 teeth	U27	2	
104570	Washer, thrust, for differential gear	U28	2	
104571	Pinion, differential—10 teeth	U29	2	
104572	Washer, thrust, pinion gear	U30	A/R	
108935			A/R	
142167			A/R	
108936			A/R	
142168			A/R	
108937			A/R	
108938			A/R	
108939			A/R	
104573	Pin, cross, differential	U31	1	
110376	Pin, locating, cross pin in differential housing	U32	1	
104556	Bearing, roller, pinion head	U33	1	
100564	Shim, adjusting, bearing (pinion head)	U34	A/R	
100563			A/R	
100562			A/R	
110907	Spacer, between bearings	U35	1	
104557	Bearing, roller, pinion nose	U36	1	

Note:—Items marked thus † are available on our Factory Exchange Unit Scheme



REAR AXLE

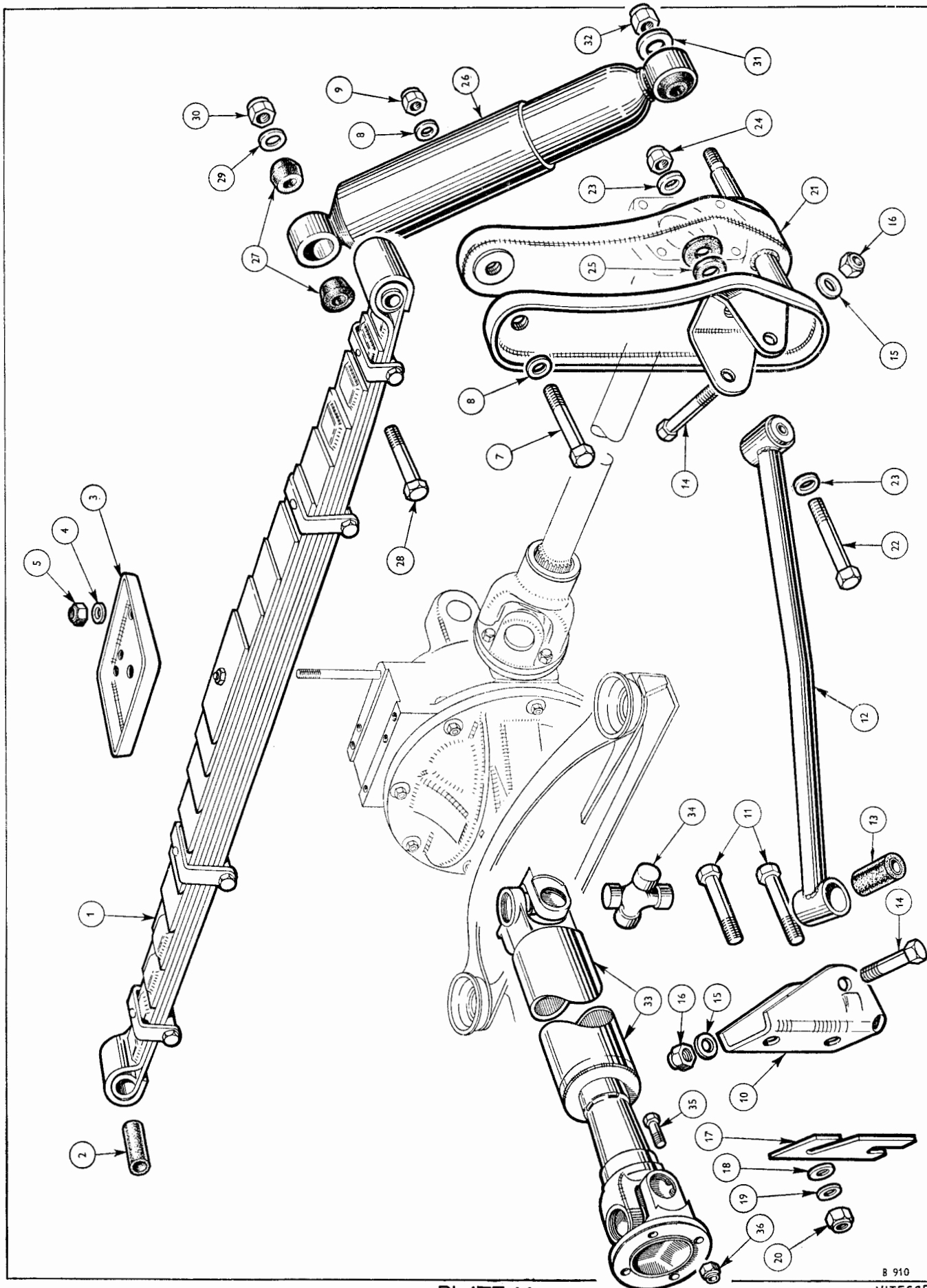
Part No.	Description	Plate No.	No. per Unit	Remarks
REAR AXLE CENTRE ASSEMBLY—cont.				
104561	Shim, adjusting, bearing (pinion nose) {	U37	A/R	
104563			A/R	
104562			A/R	
109054	Seal, oil, on pinion	U38	1	
121770	Flange, pinion and stoneguard, assembly	U39	1	
WP0022	Washer, plain, between pinion flange and nut	U40	1	
109049	Nut, slotted, securing flange to pinion	U41	1	
PC0011	Pin, cotter, locking nut	U42	1	
114749	Washer, joint {	U43	1	
HU0808	Screw, set {	U44	8	
WL0208	Washer, lock {	U45	8	
	Hypoid housing to axle housing			
INNER AXLE SHAFT ASSEMBLY				
132299	Bearing, ball	U46	2	
117948	Circlip	U47	2	
132650	Cap, bearing retaining	U48	2	
117547	Seal, oil	U49	2	
117952	Screw {	U50	2	
123803	Washer {	U51	8	
WL0207	Bearing retaining cap to housing	U52	8	
OUTER AXLE SHAFT AND FLINGER ASSEMBLY (B.R.D.)				
132300	Shaft yoke, assembly	U53	2	
128135	Flange yoke		2	
132328	Unit package		2	
128133	Flinger	U54	2	
128469	Bolt {	U55	8	
132023	Nut, nyloc {	U56	8	
511506	Shaft joint to inner axle shaft			
REAR HUB (INNER) ASSEMBLY				
117852	Bearing, needle roller	U57	2	
117853	Seal, oil	U58	2	
128978	Bearing, nylon, inner hub	U59	2	
119571	Piece, distance	U60	4	
119572	Rear Bearing and Sealing Kit	U61	2	
514370	(comprising items listed below)		1	
141218	Bearing, rear hub, inner		4	
141221	Piece, distance		2	
141443	Shim, rear inner hub (outer)		4	
141444	Shim, rear inner hub (inner)		4	
141435	Dirt seal		4	
509539	Plug, screwed	U62	2	
104585	Bearing, ball, rear hub	U63	2	
107193	Seal, oil	U64	2	
104773	Housing, oil seal	U65	2	
106664	Washer, joint, oil seal housing	U66	2	
104582	Catcher, oil	U67	2	
121862	Bolt {	U68	8	
121860	Washer, tab {	U69	4	
	Oil seal housing and back plate attachment			
REAR HUB AND STUD ASSEMBLY				
131567	Stud, wheel	U70	2	
112429	Key, axle shaft	U71	8	
104581	Washer, plain {	U72	2	
WVP0013	Nut, nyloc {	U73	2	
510618	Rear hub to axle shaft	U74	2	

Note:—Items marked thus † are available on our Factory Exchange Unit Scheme

REAR SUSPENSION

Part No.	Description	Plate No.	No. per Unit	Remarks
303727	REAR TRANSVERSE ROAD SPRING ASSEMBLY (SALOON ONLY)	V1	1	
305945	REAR TRANSVERSE ROAD SPRING ASSEMBLY (CONVERTIBLE ONLY)		1	
305288	REAR TRANSVERSE ROAD SPRING ASSEMBLY (SALOON AND CONVERTIBLE)		1	Heavy Duty
303727M	Leaf, main (Saloon only)		1	
305945M	Leaf, main (Convertible only)		1	
117575	Bush, rubber	V2	2	
114006	Button, thrust		8	
131102	Blade, spring		1	
131118	Pin, centre		1	
TN3209	Nut, nyloc, thin		6	
128352	Plate, spring	V3	1	
WP0045	Washer, plain	V4	6	
YN2909	Nut, nyloc	V5	6	Alternative to AN3509
AN3509	Nut, Philidas		6	Alternative to YN2909
HB1027	Bolt, rear, spring end	V7	2	
WP0010	Washer, plain	V8	2	
YN2910	Nut, nyloc	V9	2	
120045	Pivot bracket—R.H.		1	
120044	Pivot bracket—L.H.	V10	1	
HB0926	Bolt, pivot bracket attachment	V11	4	
132912	Radius arm assembly	V12	2	
119451	Bush, rubber	V13	4	
HB0918	Bolt, radius arm	V14	4	
WP0009	Washer, plain	V15	4	
YN2909	Nut, nyloc	V16	4	
118825	Shim	V17	A/R	
502661	Washer, plain	V18	4	
WP0009	Washer, plain	V19	4	
YN2909	Nut, nyloc	V20	4	
132763	REAR VERTICAL LINK ASSEMBLY—R.H.		1	
132764	REAR VERTICAL LINK ASSEMBLY—L.H.		1	
HB1027	Bolt, link plates	V21	2	
WP0010	Washer, plain	V22	2	
YN2910	Nut, nyloc	V23	2	
122536	Seal, dirt	V24	2	
		V25	4	Fitted up to Commission No. only
123100	REAR DAMPER	V26	2	
134634	REAR DAMPER—HEAVY DUTY		2	
102987	Bush, rubber, damper eye	V27	8	
118599	Pin, fulcrum	V28	2	
WP0119	Washer, plain	V29	2	
TN3211	Nut, nyloc	V30	2	
WM0069	Washer, plain	V31	2	
YN2910	Nut, nyloc	V32	2	

Note:—Items marked thus † are available on our Factory Exchange Unit Scheme



PROPELLOR SHAFT AND ROAD WHEELS

Part No.	Description	Plate No.	No. per Unit	Remarks
208942	†PROPELLOR SHAFT (B.R.D.)	V33	1	
128133	Unit package (B.R.D.)	V34	2	
129361	Bolt	V35	4	
TN3208	Nut, nyloc	V36	4	
100996	Bolt		4	
TN3208	Nut, nyloc		4	
304259	ROAD WHEEL		5	Fitted up to Commission No. HB891 only
303804	ROAD WHEEL		5	Fitted from Commission No. HB892 and future
113087	Nut, road wheel		16	
122806	Plate, nave		4	
113256	Medallion		4	
128348	Bolt		4	
WVL0209	Washer, lock		4	
305789	Wheel trim		4	Fitted from Commission No. HB892 up to HB22493 only
307134	Wheel trim		4	Fitted from Commission No. HB22494 and future
514517	WIRE WHEEL KIT		1	
142597	Adaptor, hub—R.H.		2	
142598	Adaptor, hub—L.H.		2	
142701	Nut, adaptor attachment		16	
212344	Wheel, wire		5	
107948	Nut, wheel—R.H.		2	
107949	Nut, wheel—L.H.		2	
108450	Mallet, wheel nut		1	
514518	WIRE WHEEL KIT		1	
142597	Adaptor, hub—R.H.		2	
142598	Adaptor, hub—L.H.		2	
142701	Nut, adaptor attachment		16	
212344	Wheel, wire		5	
121295	Nut, wheel—R.H.		2	
121296	Nut, wheel—L.H.		2	
121297	Spanner, wheel nut		1	

NOTE:—Tubeless Tyres must not be fitted to the above Wire Wheels.

Note:—Items marked thus † are available on our Factory Exchange Unit Scheme

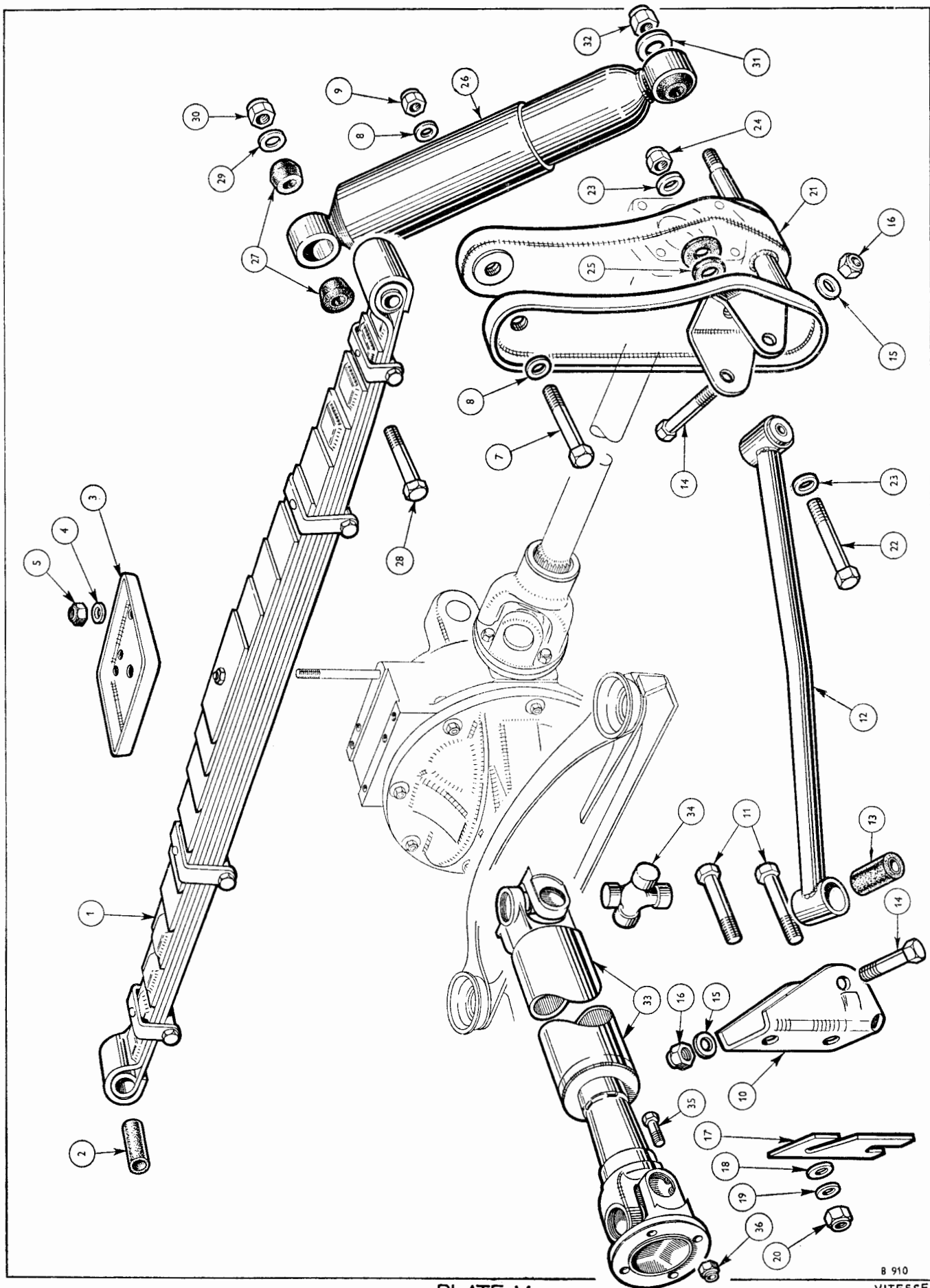


PLATE V

STEERING

Part No.	Description	Plate No.	No. per Unit	Remarks
118577	STEERING WHEEL	W1	1	
105438	Nut , steering wheel	W2	1	
132130	STEERING COLUMN UPPER ASSEMBLY—LOCKING		1	Germany only. Fitted up to Commission No. HBD12923 (Saloon) and HBC4770 (Convertible) only
141625	STEERING COLUMN UPPER ASSEMBLY—LOCKING		1	Germany only. Fitted from Commission No. HBD12924 (Saloon) and HBC4771 (Convertible) and future
122529	STEERING COLUMN UPPER ASSEMBLY	W3	1	Fitted up to Commission No. HBD12923 (Saloon) and HBC4770 (Convertible) only Fitted from Commission No. HBD12924 (Saloon) and HBC4771 (Convertible) and future Germany only
122525	Clip , trafficator cancelling		1	
140755	STEERING COLUMN UPPER ASSEMBLY		1	
140549	Clip , trafficator cancelling		1	
132135	SWITCH-IGNITION, STARTER AND STEERING COLUMN LOCK DEVICE ASSEMBLY		1	
205642	STEERING COLUMN, LOWER	W4	1	
122718	Cap , end, steering column cowl	W5	1	
122719	Washer , bearing	W6	1	
122669	Clamp , steering column	W7	1	
125782	Plate , locating	W8	1	
125781	Screw , locating	W9	1	
JN2110	Nut , lock	W10	1	Clamp to steering column
HB0710	Bolt	W11	2	
WL0207	Washer , lock	W12	2	
110961	FLEXIBLE JOINT ASSEMBLY		1	
110960	Plate , flexible joint	W13	1	
108977	Bush , rubber, adaptor plate	W14	8	
110959	Adaptor , steering column	W15	2	
108976	Bolt , plate and bushes to adaptor	W16	4	
502136	Washer , plain, on bolt	W17	4	
110461	Strip , conductor, on bolt	W18	1	
502148	Wire , locking bolt		2	
109438	Bolt	W19	2	Adaptors to column and unit
YN2907	Nut , nyloc	W20	2	
305775	† RACK AND PINION ASSEMBLY—R.H.S.		1	Alternative to 305932/1
305776	† RACK AND PINION ASSEMBLY—L.H.S.		1	
305932	† RACK AND PINION ASSEMBLY—R.H.S.		1	Alternative to 305775/6
305931	† RACK AND PINION ASSEMBLY—L.H.S.		1	
Not serviced	Rack and Pinion Body	W21		
128002	Bush , rack tube		1	
128020	Cover , end		1	
208058	Rack	W22	1	

Note:—Items marked thus † are available on our Factory Exchange Unit Scheme

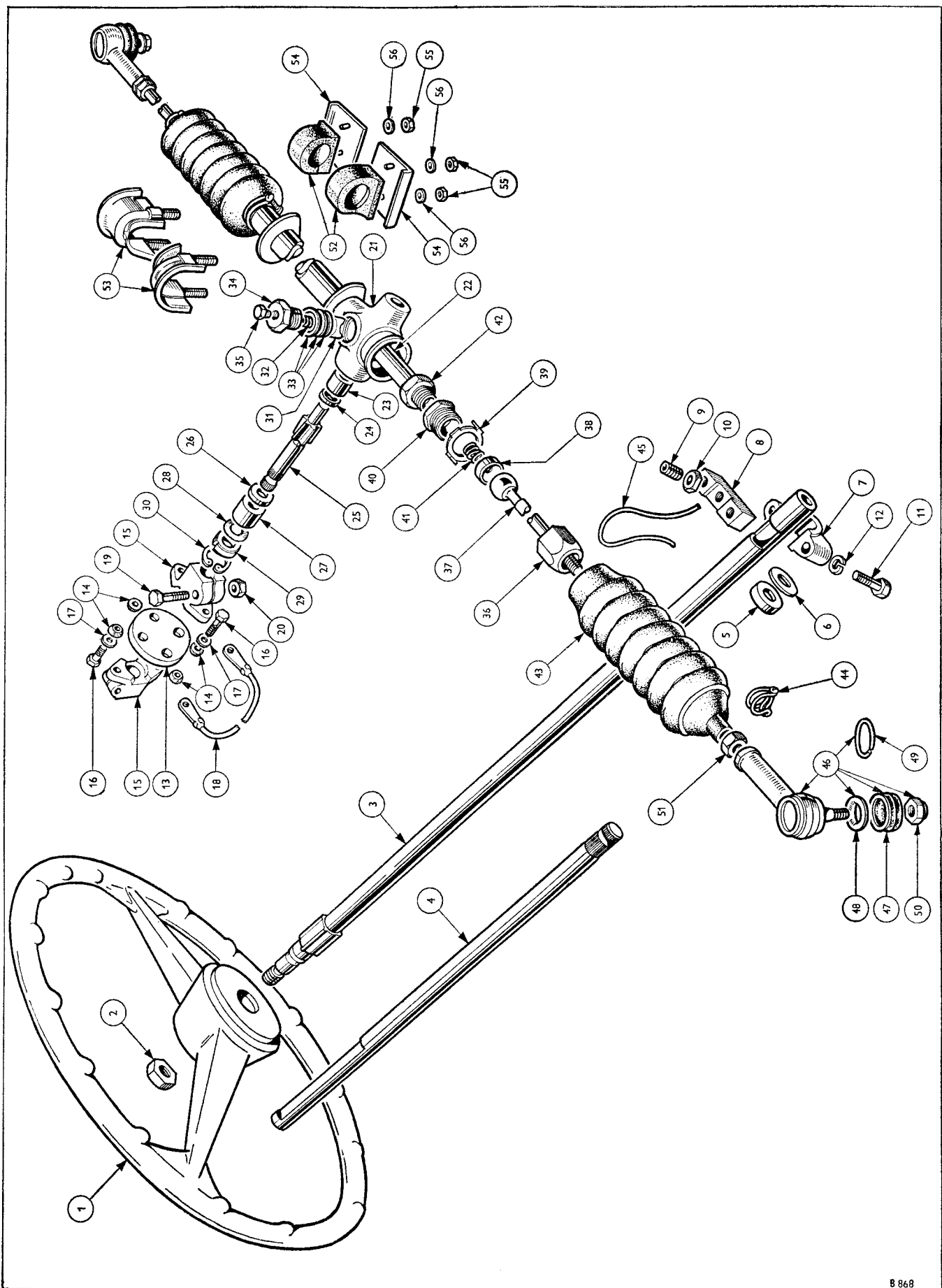


PLATE W

STEERING

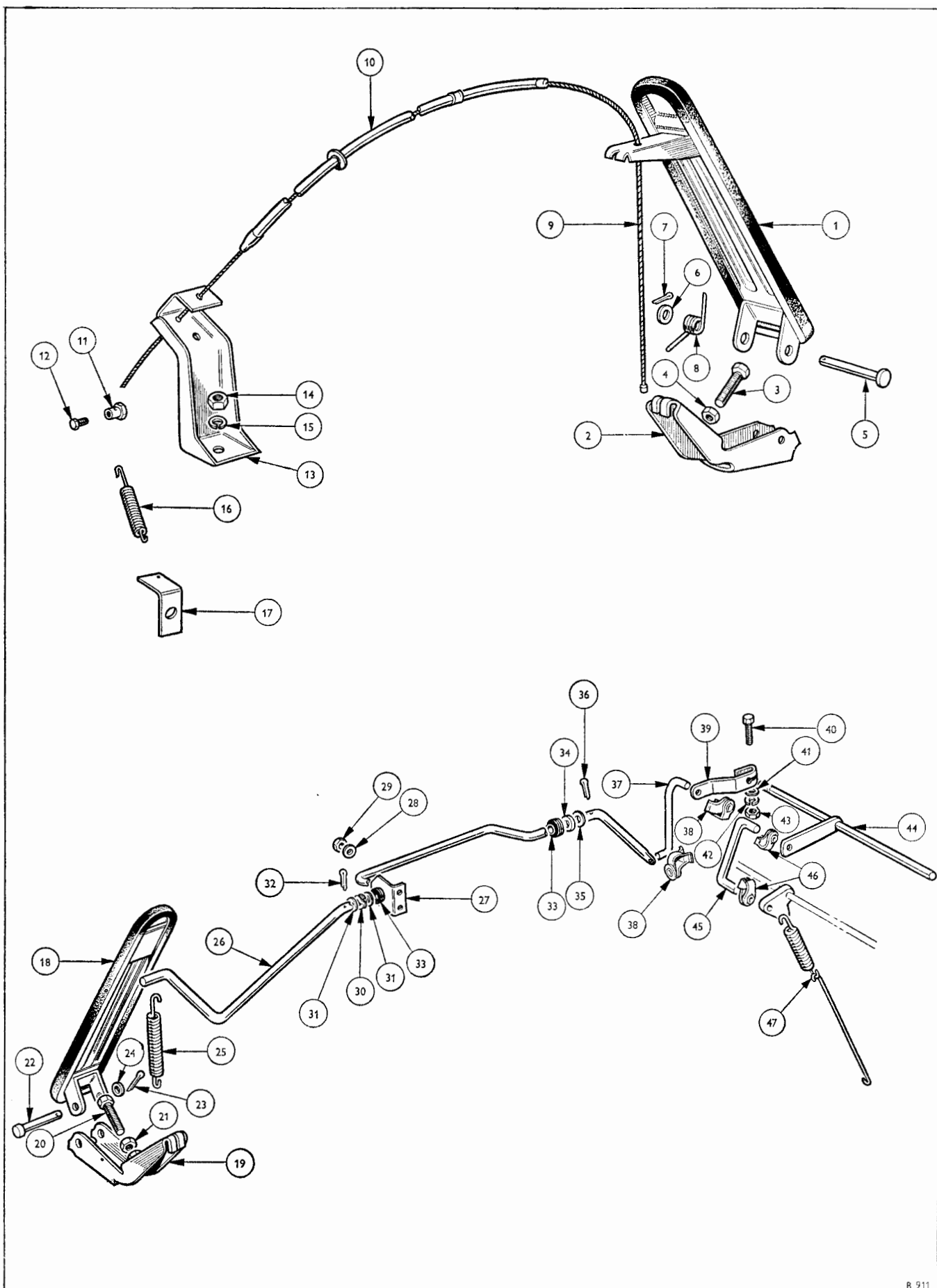
Part No.	Description	Plate No.	No. per Unit	Remarks
RACK AND PINION ASSEMBLY—cont.				
127997	Bush, pinion, lower	W23	1	
128000	Washer, thrust, lower	W24	1	
127995	Pinion—R.H.S.	W25	1	} Alternative to 134689/8 Alternative to 127995/6
127996	Pinion—L.H.S.		1	
134689	Pinion—R.H.S.		1	
134688	Pinion—L.H.S.		1	
127999	Washer, thrust, upper	W26	1	
127998	Bush, pinion, upper	W27	1	
120941	Shim		A/R	
128021	'O' ring	W28	1	
128001	Plug, end	W29	1	
128008	Pin		1	
509537	Circlip	W30	1	
120946	Plunger	W31	1	
126765	Spring	W32	1	
132055	Shim, .010"	W33	A/R	
120959	Shim, .002"		A/R	
120949	Shim, .004"		A/R	
132053	Cover, end	W34	1	
133103	Plug, grease	W35	1	
INNER BALL JOINT ASSEMBLY				
129961			2	
128024	Housing, ball	W36	2	
128023	Pin, ball	W37	2	
120955	Socket, ball	W38	2	
120957	Washer, tab	W39	2	
130031	Shim, .002"		A/R	
130032	Shim, .010"		A/R	
129963	Sleeve, adaptor	W40	2	
120953	Spring	W41	2	
120968	Locknut	W42	2	
128004	Bellows	W43	1	
120948	Bellows		1	
CS4009	Clip, bellows	W44	2	
CS4020	Clip, bellows		1	
	Wire, binding bellows—18 SWG. galvanised (Driver's side only)	W45	A/R	
BALL JOINT ASSEMBLY				
132450		W46	2	
126575	Gaiter	W47	2	
107741	Retainer, gaiter	W48	2	
126577	Clip, gaiter	W49	2	
TN3209	Nut, nyloc	W50	2	
128022	Locknut, ball joint attachment	W51	2	
MOUNTING BLOCK, RACK AND PINION BODY				
133872		W52	2	
133874	Ring, clamp	W53	2	} Rack and pinion body to frame
133875	Plate	W54	2	
YN2908	Nut, nyloc	W55	4	
WP0008	Washer, plain	W56	4	

Note:—Items marked thus † are available on our Factory Exchange Unit Scheme

ACCELERATION CONTROL

Part No.	Description	Plate No.	No. per Unit	Remarks
126586	ACCELERATOR PEDAL AND SUPPORT BRACKET ASSEMBLY		1	<div style="display: flex; align-items: center;"> <div style="flex: 1;"> <p>Fitted up to Commission No. HB7555 L.H.S., HB7604 R.H.S. only. For future see page 38</p> </div> <div style="font-size: 4em; margin: 0 10px;">}</div> </div>
126587	Pedal, accelerator	X1	1	
122438	Bracket, accelerator mounting and stop	X2	1	
HU0716	Screw, set, pedal stop	X3	1	
JN2107	Nut, jam, locking setscrew	X4	1	
PJ8719	Pin, joint	X5	1	
WV0007	Washer, plain	X6	1	
PC0007	Pin, cotter	X7	1	
122392	Spring	X8	1	
YT3706	Screw, self tapping (bracket to floor)		2	
609729	Clip, accelerator pedal		1	
131294	ACCELERATOR CONTROL CABLE (INNER)—R.H.S. only	X9	1	
131295	ACCELERATOR CONTROL CABLE (OUTER)—R.H.S. only	X10	1	
132752	ACCELERATOR CONTROL CABLE ASSEMBLY (INNER)—L.H.S.		1	
132751	ACCELERATOR CONTROL CABLE ASSEMBLY (OUTER)—L.H.S.		1	
132044	Nipple	X11	1	
TR6452	Setscrew	X12	1	
132356	Bracket, accelerator cable abutment, cylinder head	X13	1	
HN2008	Nut	X14	1	
WL0208	Washer, lock	X15	1	
60274	Return spring, accelerator	X16	1	
134576	Tab, return spring	X17	1	
132753	Bracket, acceleration cable support		1	
WV0007	Washer, plain, support bracket attachment R.H.S. only		1	

Note:—Items marked thus † are available on our Factory Exchange Unit Scheme

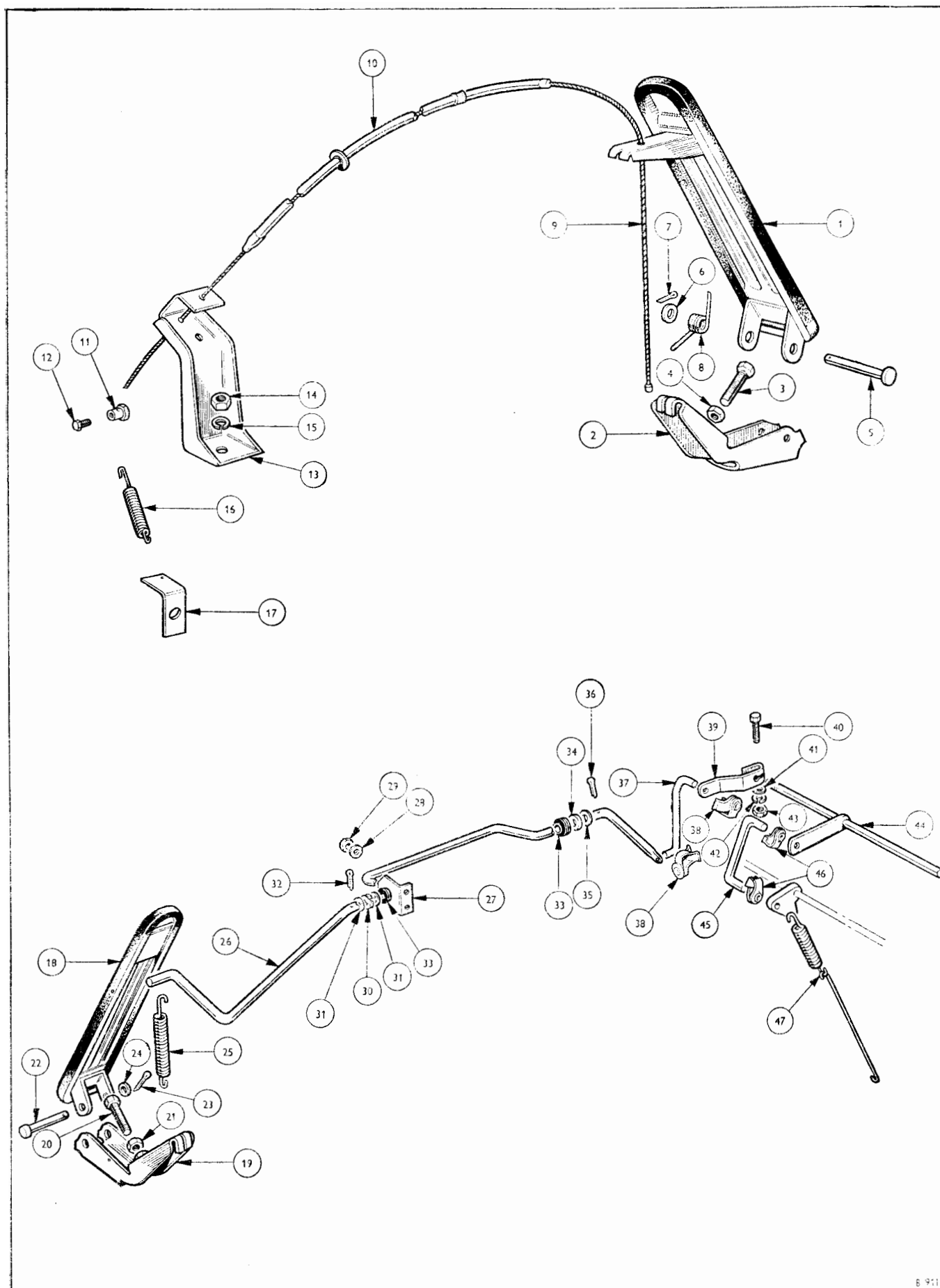


ACCELERATION CONTROL

Catalogue No. 511408. 2nd Issue

Part No.	Description	Plate No.	No. per Unit	Remarks
137257	ACCELERATOR PEDAL AND SUPPORT BRACKET ASSEMBLY—R.H.S.		1	Fitted from Commission No. HB7605 R.H.S., HB7556 L.H.S. up to Engine No. HB22116E only
137248	Pedal, accelerator—R.H.S.	X18	1	
134997	ACCELERATOR PEDAL AND SUPPORT BRACKET ASSEMBLY—L.H.S.		1	
134985	Pedal, accelerator—L.H.S.		1	
139918	ACCELERATOR PEDAL AND SUPPORT BRACKET ASSEMBLY—R.H.S.		1	Fitted from Engine No. HB22117E up to only
139916	Pedal, accelerator—R.H.S.		1	
139909	Clip, accelerator—R.H.S.		1	
139924	ACCELERATOR PEDAL AND SUPPORT BRACKET ASSEMBLY—L.H.S.		1	Fitted from Commission No. HB7605 R.H.S., HB7556 L.H.S. up to only
139925	Pedal, accelerator—L.H.S.		1	
139909	Clip, accelerator—L.H.S.		1	
134998	Bracket assembly, accelerator mounting and stop	X19	1	
HU0716	Screw, set, pedal stop	X20	1	
JN2107	Nut, jam, locking setscrew	X21	1	
PJ8719	Pin, joint	X22	1	
WP0007	Washer, plain	X23	1	
PC0007	Pin, cotter	X24	1	
60274	Spring, pedal return	X25	1	
YT3706	Screw, self-tapping, mounting bracket to floor		2	Fitted from Commission No. HB7605 R.H.S., HB7556 L.H.S. up to Engine No. HB22116E only
209471	ACCELERATOR CROSS-SHAFT—R.H.S.	X26	1	
209799	ACCELERATOR CROSS-SHAFT ASSEMBLY—L.H.S.		1	
134955	Bracket assembly, accelerator cross-shaft	X27	1	Fitted from Commission No. HB7605 R.H.S., HB7556 L.H.S. up to only
WL0207	Washer, lock	X28	2	
HN2007	Nut	X29	2	
WD0159	Washer, double coil	X30	1	
WP0009	Washer, plain	X31	2	
PC0008	Pin, cotter	X32	1	
134540	Bearing, cross-shaft	X33	2	
134953	Washer, felt, accelerator cross-shaft	X34	2	
WP0009	Washer, plain, between felt washer and cotter pin—R.H.S.	X35	1	
WP0009	Washer, plain, between felt washer and cotter pin—L.H.S.		2	Fitted from Commission No. HB7605 R.H.S., HB7556 L.H.S. up to Engine No. HB22116E only
PC0008	Pin, cotter, retaining washers on cross-shaft	X36	1	
134878	Link, accelerator cross-shaft to relay actuating lever	X37	1	
606698	Clip, link attachment	X38	2	

Note:—Items marked thus † are available on our Factory Exchange Unit Scheme

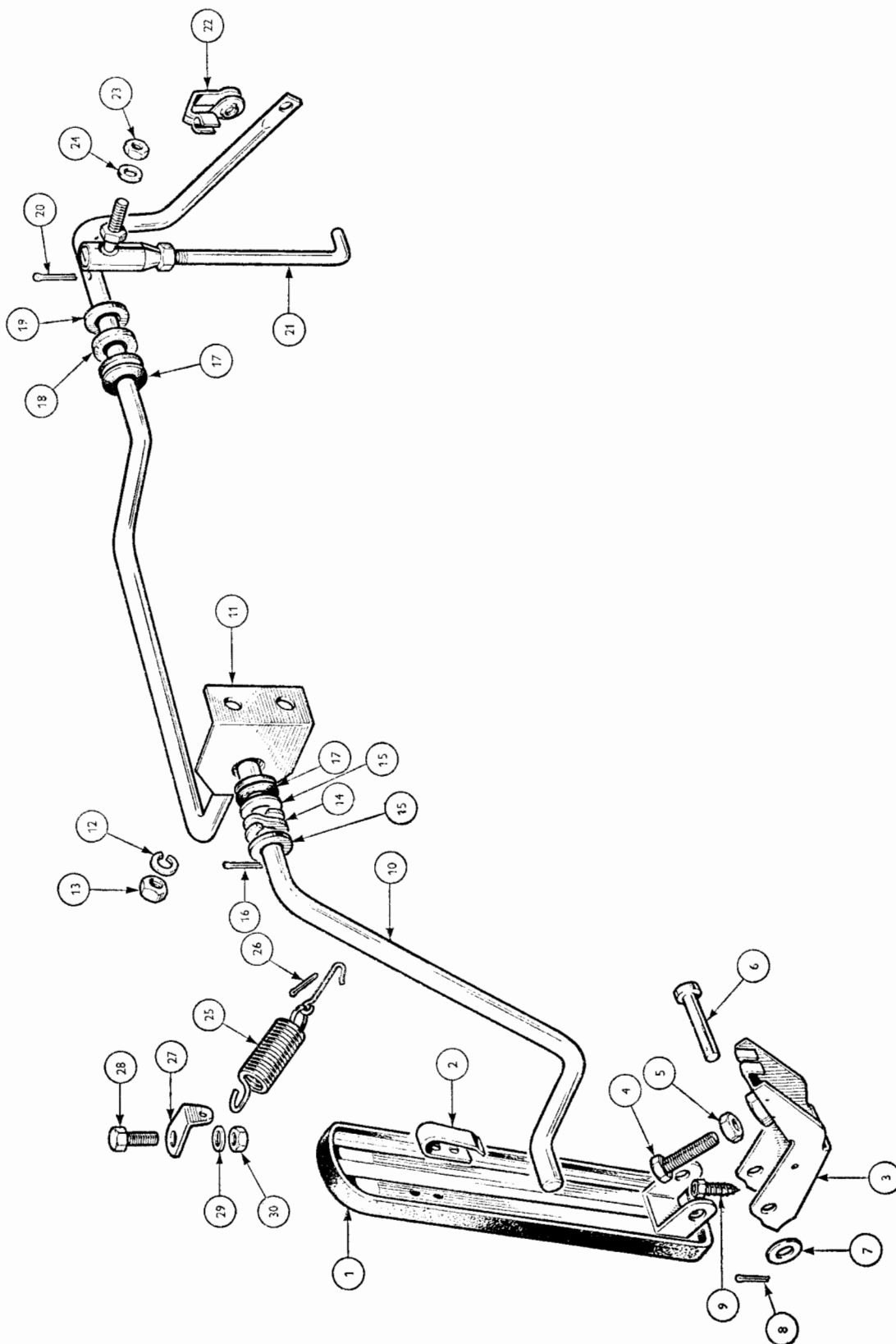


ACCELERATION CONTROL

Part No.	Description	Plate No.	No. per Unit	Remarks
134880	RELAY ACTUATING LEVER	X39	1	Fitted from Commission No. HB7605 R.H.S., HB7556 L.H.S., up to Engine No. HB22116E only
HU0708	Screw, set	X40	1	
WP0023	Washer, plain	X41	1	
WL0207	Washer, lock	X42	1	
HN2007	Nut	X43	1	
134821	Lever and spindle assembly, relay	X44	1	
134879	Link, relay lever to carburettor lever	X45	1	
606698	Clip, link attachment	X46	1	
603790	Plug, blanking cable hole		1	
60247	Spring, throttle return		1	
136968	Extension, return spring		1	Fitted from Engine No. HB22117E up to only
140106	Link, throttle		1	
HN2007	Nut		1	
WL0207	Washer, lock		1	
HN2007	Nut		1	
WL0207	Washer, lock		1	
114438	Spring, return		1	
PC0011	Pin, split, cross-shaft		1	
131807	Plate, spring anchor		1	
HU0704	Screw, set		1	
WP0007	Washer, plain		1	
TN3207	Nut, nyloc, thin		1	

Catalogue No. 511408. 2nd Issue

Note:—Items marked thus † are available on our Factory Exchange Unit Scheme



ACCELERATION CONTROL

Catalogue No. 511408. 2nd Issue

Part No.	Description	Plate No.	No. per Unit	Remarks
139918	ACCELERATOR PEDAL AND SUPPORT BRACKET ASSEMBLY—R.H.S.		1	Fitted from Commission No. HB20861 and future. 1600 cc. models only Fitted from Commission No. HC1 up to HC only. Vitesse 2-litre models
139924	ACCELERATOR PEDAL AND SUPPORT BRACKET ASSEMBLY—L.H.S.		1	
139916	Pedal, accelerator, R.H.S.	XS1	1	
139925	Pedal, accelerator, L.H.S.		1	
139909	Clip, accelerator pedal	XS2	1	
134998	Bracket assembly, accelerator mounting and stop	XS3	1	
HU0716	Screw, set, pedal stop	XS4	1	
JN2107	Nut, jam, locking setscrew	XS5	1	
PJ8719	Pin, joint	XS6	1	
WYP0007	Washer, plain	XS7	1	
PC0007	Pin, cotter	XS8	1	
YT3706	Screw, self-tapping, mounting bracket to floor	XS9	2	
212679	ACCELERATOR CROSS-SHAFT ASSEMBLY—R.H.S.	XS10	1	
212680	ACCELERATOR CROSS-SHAFT ASSEMBLY—L.H.S.		1	
134955	Bracket assembly, accelerator cross-shaft	XS11	1	
WL0207	Washer, lock	XS12	2	
HN2007	Nut	XS13	2	
WD0159	Washer, double coil	XS14	1	
WYP0009	Washer, plain	XS15	2	
PC0008	Pin, cotter	XS16	1	
134540	Bearing, accelerator cross-shaft	XS17	2	
134953	Washer, felt, accelerator cross-shaft	XS18	2	
WYP0009	Washer, plain, between felt washer and cotter pin—R.H.S.	XS19	1	
WYP0009	Washer, plain, between felt washer and cotter pin—L.H.S.		2	
PC0008	Pin, cotter, retaining washers on cross-shaft	XS20	1	
143530	THROTTLE LINK	XS21	1	Fitted from Commission No. HB20861 up to HC1 only. 1600 cc. models only
147440	THROTTLE LINK		1	For 2-litre model only. Fitted from Commission No. HC1 up to HC only
606698	Clip, link to cross-shaft	XS22	1	Fitted from Commission No. HB20861 and future 1600 cc. models only Fitted from Commission No. HC1 up to HC only. Vitesse 2-litre models
JN2107	Nut	XS23	1	
WL0207	Washer	XS24	1	
114438	Spring, return, throttle link	XS25	1	
PC0011	Pin, split, securing return spring	XS26	1	
131807	Plate, spring anchor	XS27	1	
HU0704	Screw, set	XS28	1	
WYP0007	Washer, plain	XS29	1	
TN3207	Nut, nyloc, thin	XS30	1	

Note:—Items marked thus † are available on our Factory Unit Exchange Scheme

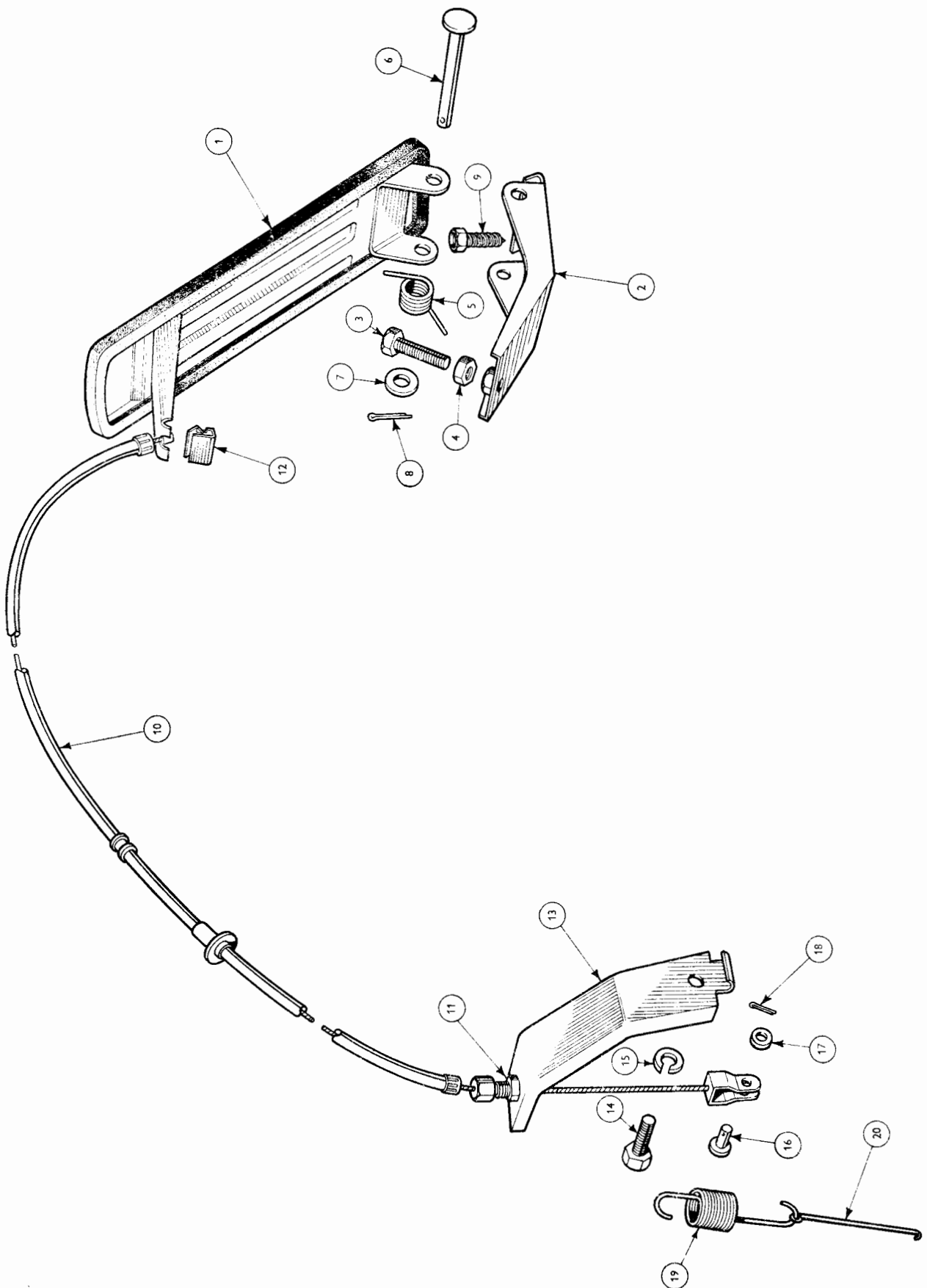


PLATE XT

ACCELERATION CONTROL

Part No.	Description	Plate No.	No. per Unit	Remarks
147654	ACCELERATOR PEDAL AND SUPPORT BRACKET ASSEMBLY—R.H.S.		1	Fitted from Commission No. HC and future Vitesse 2-litre models
147653	ACCELERATOR PEDAL AND SUPPORT BRACKET ASSEMBLY—L.H.S.		1	
137247	Pedal, accelerator, R.H.S.	XT1	1	
126587	Pedal, accelerator, L.H.S.		1	
147655	Bracket, accelerator, mounting and stop	XT2	1	
HU0712	Screw, set, pedal stop	XT3	1	
JN2107	Nut, jam, locking setscrew	XT4	1	
122392	Spring	XT5	1	
PJ8719	Pin, joint	XT6	1	
WP0007	Washer, plain	XT7	1	
PC0007	Pin, cotter	XT8	1	
YT3706	Screw, spire speed, support bracket to floor	XT9	2	
147388	ACCELERATOR CONTROL CABLE ASSEMBLY—R.H.S.	XT10	1	
147389	ACCELERATOR CONTROL CABLE ASSEMBLY—L.H.S.		1	
146984	Nut, adjusting, accelerator cable	XT11	2	
609729	Clip, securing control cable to accelerator pedal	XT12	1	
146868	Bracket, abutment, accelerator cable	XT13	1	
HU0755	Screw, set	XT14	1	
WL0207	Washer, lock	XT15	1	
PJ8504	Pin, joint	XT16	1	
WP0005	Washer, plain	XT17	1	
PC0005	Pin, split	XT18	1	
136835	Spring, throttle return	XT19	1	
147131	Link, throttle spring attachment	XT20	1	

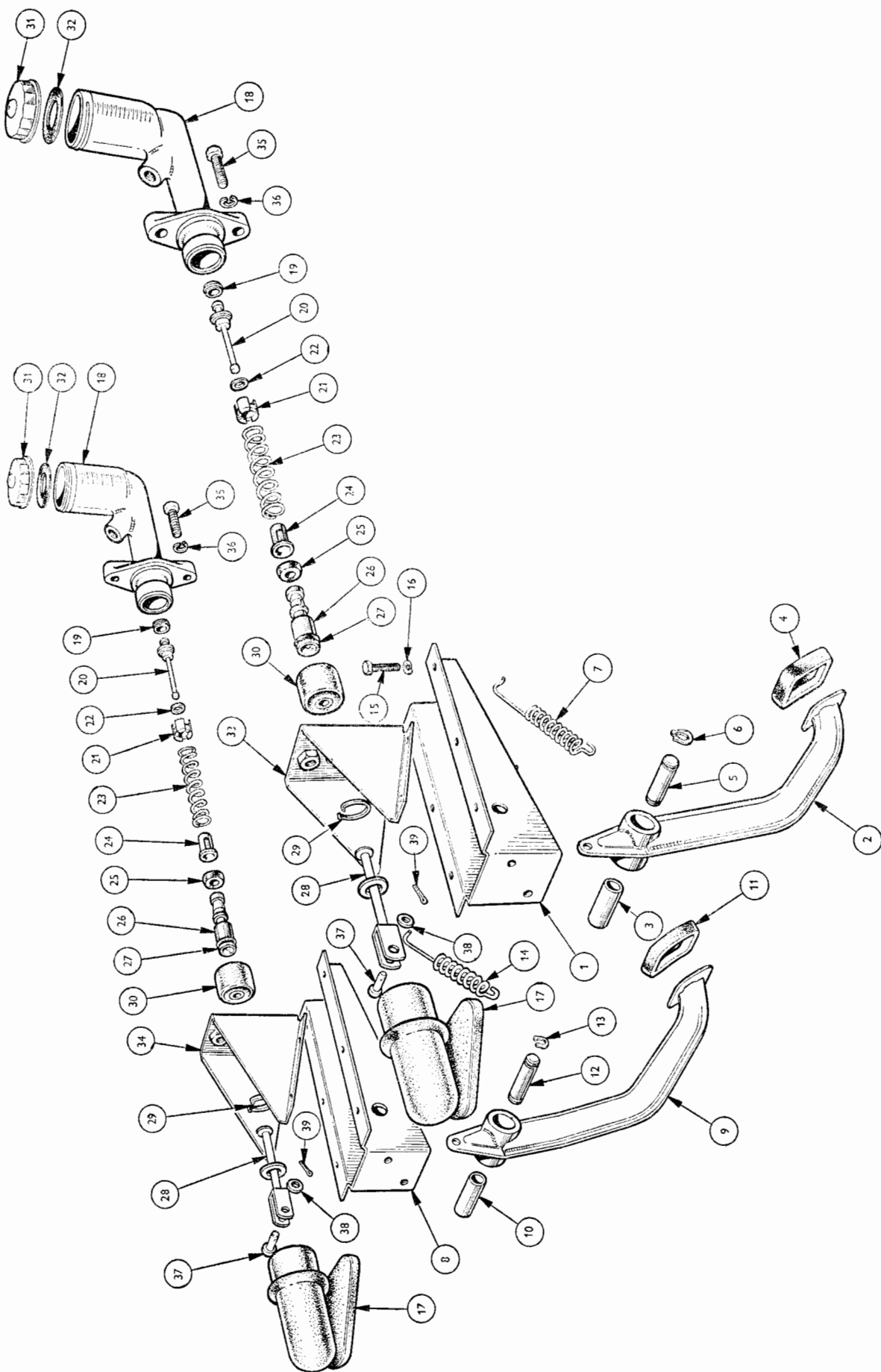
Catalogue No. 511408. 1st Issue

Note:—Items marked thus † are available on our Factory Exchange Unit Scheme

CLUTCH AND BRAKE PEDALS

Part No.	Description	Plate No.	No. per Unit	Remarks
205593	CLUTCH PEDAL ASSEMBLY (Complete with Mounting Bracket)		1	
119581	Bracket assembly, pedal mounting	Y1	1	
122252	Pedal, clutch, assembly	Y2	1	
105605	Bush, pedal to shaft	Y3	1	
122289	Pad, rubber, on pedal	Y4	1	
119575	Shaft, pedal } Pedal to	Y5	1	
506542	Circlip } mounting bracket	Y6	2	
114438	Spring, pedal return	Y7	1	
209256	BRAKE PEDAL ASSEMBLY—L.H.S. (Complete with Mounting Bracket)		1	} Fitted up to Commission No. HB15000 only
209882	BRAKE PEDAL ASSEMBLY—R.H.S. (Complete with Mounting Bracket)		1	
211127	BRAKE PEDAL ASSEMBLY—L.H.S.		1	} Fitted from Commission No. HB15001 and future
211166	BRAKE PEDAL ASSEMBLY—R.H.S.		1	
133279	Bracket assembly, pedal mounting	Y8	1	Fitted up to Commission No. HB15000 only
138803	Bracket assembly, pedal mounting—R.H.S.		1	} Fitted from Commission No. HB15001 and future
138717	Bracket assembly, pedal mounting—L.H.S.		1	
133277	Pedal, brake assembly—L.H.S.	Y9	1	} Alternatives
136666	Pedal, brake assembly—R.H.S.		1	
138715	Pedal, brake assembly—L.H.S.		1	} Alternatives
138802	Pedal, brake assembly—R.H.S.		1	
105605	Bush, pedal to shaft	Y10	1	
122289	Pad, rubber, on pedal	Y11	1	
119575	Shaft, pedal } Pedal to mounting	Y12	1	
506542	Circlip } bracket	Y13	1	
114438	Spring, pedal return	Y14	1	
HU0705	Screw, set } Pedal and master cylinder	Y15	16	
WL0207	Washer, lock } mounting brackets to dash	Y16	16	
WP0139	Washer, plain		8	
125217	Cover, dust, brake and clutch pedal	Y17	2	

Note:—Items marked thus † are available on our Factory Exchange Unit Scheme



MASTER CYLINDER

Part No.	Description	Plate No.	No. per Unit	Remarks
120308	†CLUTCH MASTER CYLINDER ASSEMBLY		1	
132125	†BRAKE MASTER CYLINDER ASSEMBLY		1	
Not serviced	Body, master cylinder	Y18		
106158	Seal, valve	Y19	2	
106157	Stem, valve	Y20	2	
111163	Spacer, valve	Y21	2	
106090	Washer, spring, valve head	Y22	2	
106156	Spring, plunger	Y23	2	
106088	Retainer, spring	Y24	2	
109190	Seal, plunger	Y25	2	
106155	Plunger, cylinder	Y26	2	
111979	Seal, taper, cylinder plunger	Y27	2	
122296	Rod, push, assembly	Y28	2	
106092	Circlip, push rod retainer	Y29	2	
510940	Cover, dust (rubber), cylinder end	Y30	2	
106094	Lid, reservoir	Y31	2	
106095	Gasket, on reservoir lid	Y32	2	
119583	CLUTCH MASTER CYLINDER SUPPORT BRACKET	Y33	1	
133450	BRAKE MASTER CYLINDER SUPPORT BRACKET	Y34	1	
HU0807	Setscrew	Y35	4	Master cylinders to support bracket
WL0208	Washer, lock	Y36	4	
PJ8808	Pin, joint	Y37	2	Clutch and brake pedals to
WP0008	Washer, plain	Y38	2	
PC0009	Pin, cotter	Y39	2	master cylinder push rods
508445	SERVICE KIT MASTER CYLINDER		1	

Note:—Items marked thus † are available on our Factory Exchange Unit Scheme

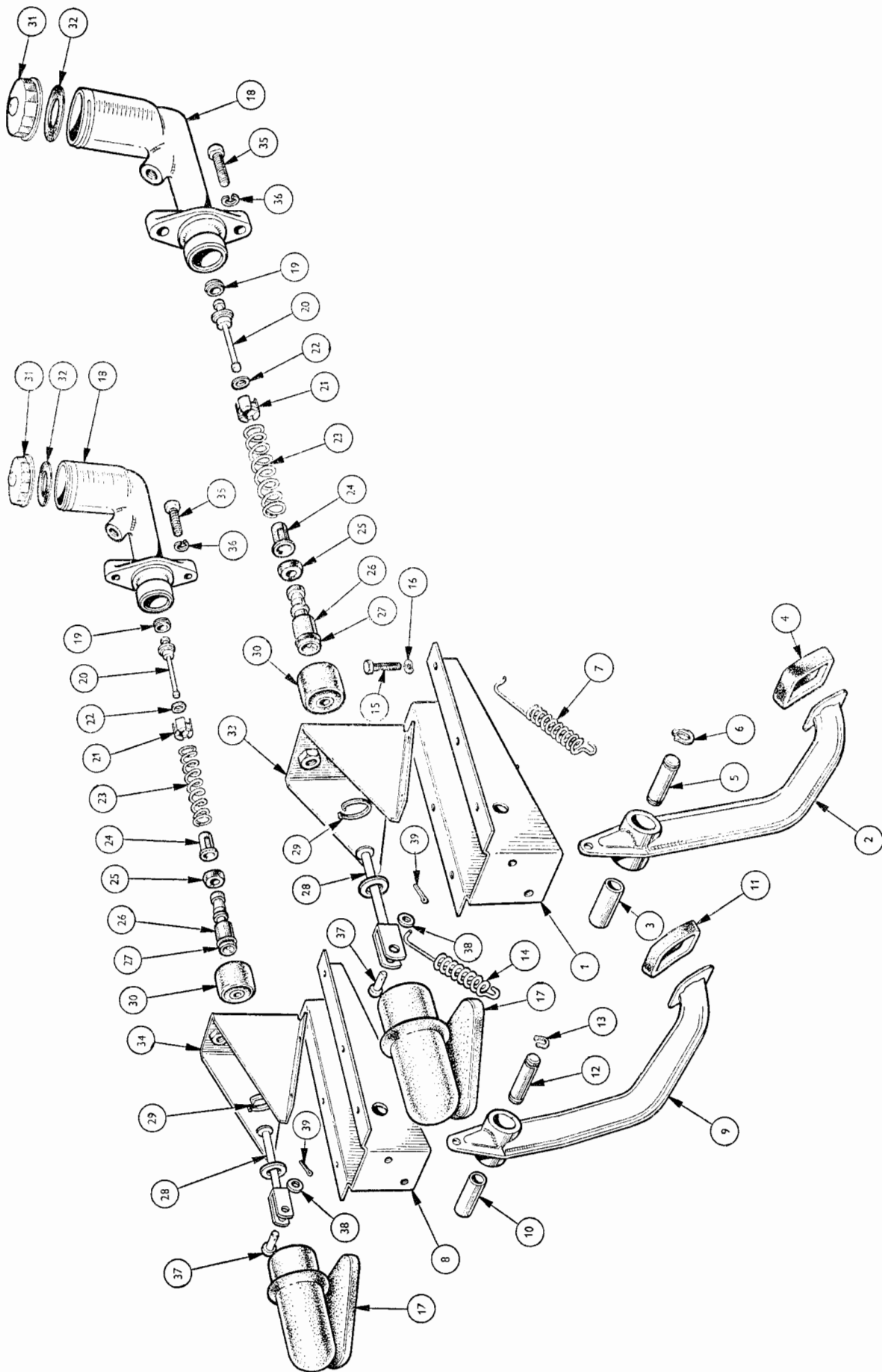
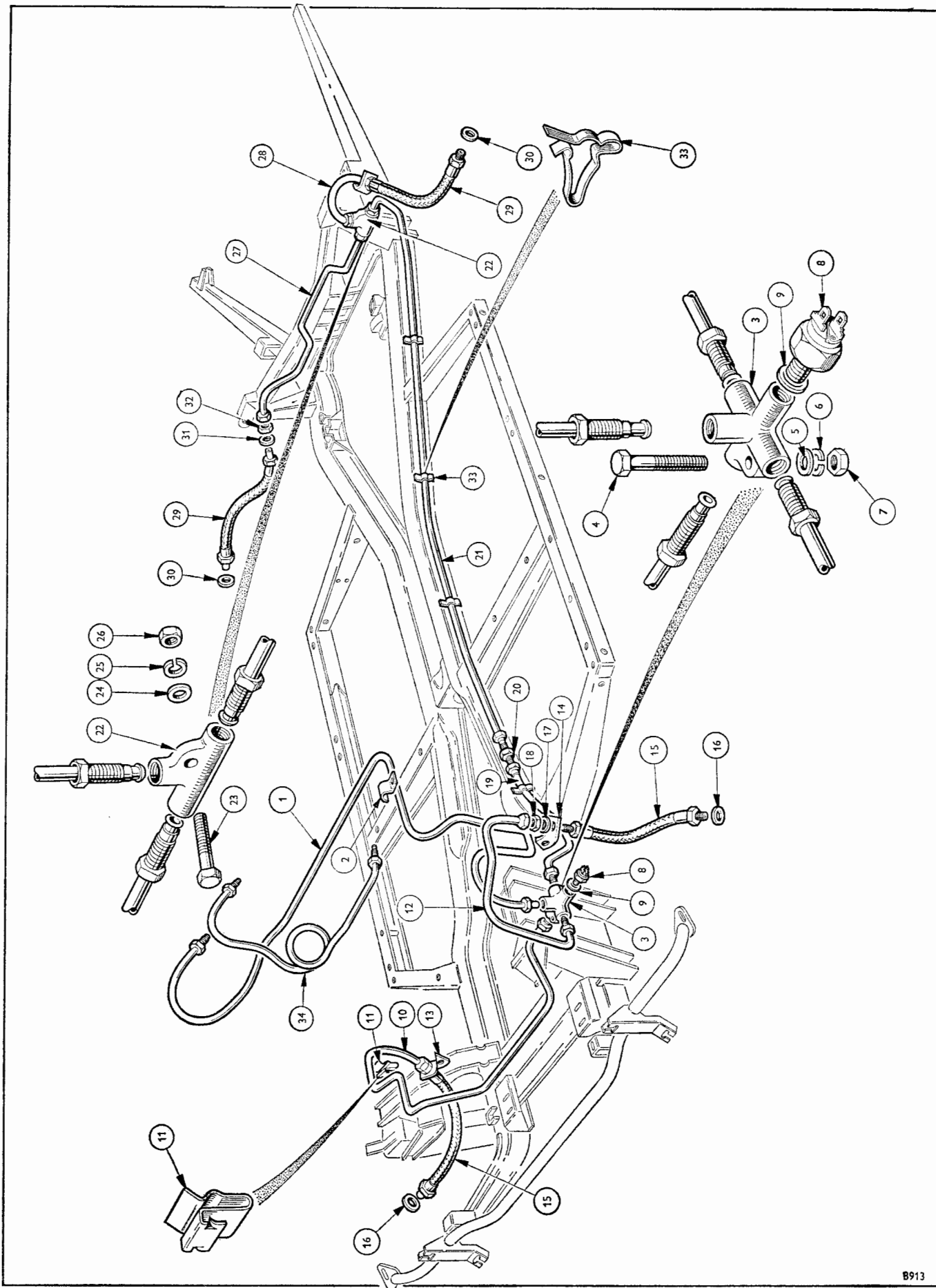


PLATE Y

HYDRAULIC PIPES

Part No.	Description	Plate No.	No. per Unit	Remarks
HYDRAULIC BRAKE PIPES				
305767	Pipe assembly, master cylinder to five way connection—R.H.S.	Z1	1	
305768	Pipe assembly, master cylinder to five way connection—L.H.S.		1	
59380	Clip, brake pipe to bulkhead—R.H.S. only	Z2	1	
137075	Connection, five way	Z3	1	Fitted up to Commission No. HB15000 only
136939	Connection, five way		1	Fitted from Commission No. HB15001 and future
HB0710P	Bolt	Z4	1	
WP0007	Washer, plain	Z5	1	
WL0207	Washer, lock	Z6	1	
HN2007	Nut	Z7	1	
122779	Switch, stop light, in five way connection	Z8	1	} Alternative to 132869 and 107072
122780	Gasket, switch	Z9	1	
132869	Switch, stop light, in five way connection		1	
107072	Gasket, switch		1	} Alternative to 122779/80
305765	Pipe assembly, five way to R.H. front hose	Z10	1	
133043	Clip, brake pipe to front suspension bracket—R.H.	Z11	1	
134056	Pipe assembly, five way to L.H. front hose	Z12	1	
132365	Bracket, hose attachment—R.H.	Z13	1	
132366	Bracket, hose attachment—L.H.	Z14	1	
	Note:—Hose bracket secured by valance panel attachments			
132958	Hose assembly, front	Z15	2	
107072	Gasket (hose)	Z16	2	
WN0709	Washer, shakeproof	Z17	2	
JN2109	Nut	Z18	2	
305764	Pipe assembly, five way to double end union	Z19	1	
121782	Connector, double end union	Z20	1	
305763	Pipe assembly, three way to double end union	Z21	1	
136908	Piece, three way	Z22	1	
HB0710P	Bolt	Z23	1	
WP0007	Washer, plain	Z24	1	
WL0207	Washer, lock	Z25	1	
HN2007	Nut	Z26	1	
209343	Pipe assembly, three way to hose—R.H.	Z27	1	} Alternative to 211399 and 139523
133534	Pipe assembly, three way to hose—L.H.	Z28	1	
211399	Pipe assembly, three way to hose—R.H.		1	} Alternative to 209343 and 133534
139523	Pipe assembly, three way to hose—L.H.		1	
115459	Hose assembly, rear	Z29	2	
107072	Gasket, hose	Z30	2	
WN0709	Washer, shakeproof	Z31	2	
JN2109	Nut	Z32	2	
59191	Clip, on L.H. side member	Z33	4	
501707/LV	Fluid, brake		1 qt.	
615707	Clip, brake and petrol pipes		1	
HYDRAULIC CLUTCH PIPES				
209504	Pipe assembly, master cylinder clutch to slave cylinder—R.H.S.	Z34	1	
305766	Pipe assembly, master cylinder clutch to slave cylinder—L.H.S.		1	

Note:—Items marked thus † are available on our Factory Exchange Unit Scheme



HANDBRAKE

Part No.	Description	Plate No.	No. per Unit	Remarks
132589	HANDBRAKE ASSEMBLY		1	
132586	Lever assembly	AA1	1	
104737	Pawl } Fitted in	AA2	1	
104738	Pin } lever	AA3	1	
132588	Rod assembly, pawl release	AA4	1	
104740	Spring, pawl release	AA5	1	
104742	Segment, ratchet	AA6	1	
131312	Grip, handbrake lever	AA7	1	
104743	Pin, fulcrum } Handbrake lever	AA8	1	
WP0119	Washer, plain } and ratchet to	AA9	1	
500186	Ring, snap } mounting bracket	AA10	1	
121766	HANDBRAKE CABLE ASSEMBLY (Handbrake to Relay Lever)	AA11	1	
104749	Fork-end, cable to handbrake	AA12	1	
QN2707	Nut, square } Fork end	AA13	1	
JN2107	Nut, jam } attachment	AA14	1	
104750	Pin } Cable attachment	AA15	2	
WP0035	Washer } Cable attachment	AA16	2	
PC0005	Pin, cotter } Cable attachment	AA17	2	
106036	Clip, handbrake cable	AA18	1	
TF2205	Setscrew } Clip to	AA19	1	
WP0002	Washer, plain } handbrake cable	AA20	1	
HN2002	Nut, lock } handbrake cable	AA21	1	
WLO202	Washer, spring } handbrake cable	AA22	1	
134862	RELAY LEVER ASSEMBLY	AA23	1	
121757	Bearing	AA24	1	
121760	Seal, felt, relay lever	AA25	1	
121755	Seal, dust (rubber)	AA26	1	
121759	Pin, shouldered } Relay lever	AA27	1	
121758	Washer, tab } to body	AA28	1	
121699	COMPENSATING SECTOR	AA29	1	
PJ8806	Pin, joint } Compensator to relay lever	AA30	1	
WP0008	Washer, plain } Compensator to relay lever	AA31	1	
PC0009	Pin, cotter } Compensator to relay lever	AA32	1	
127311	Cable assembly, compensator to wheel cylinder	AA33	1	
104749	Fork end, rear cable	AA34	2	
QN2707	Nut, square } Fork end	AA35	2	
JN2107	Nut, jam } attachment	AA36	2	
104750	Pin } Cable to rear brake units	AA37	2	
WP0007	Washer, plain } Cable to rear brake units	AA38	2	
PC0005	Pin, cotter } Cable to rear brake units	AA39	2	
131806	Spring, pull-off, handbrake rear cable	AA40	2	
131807	Plate, spring anchor	AA41	2	
HN2007	Nut, spring anchor plate to rear cable	AA42	4	

Note:—Items marked thus † are available on our Factory Exchange Unit Scheme

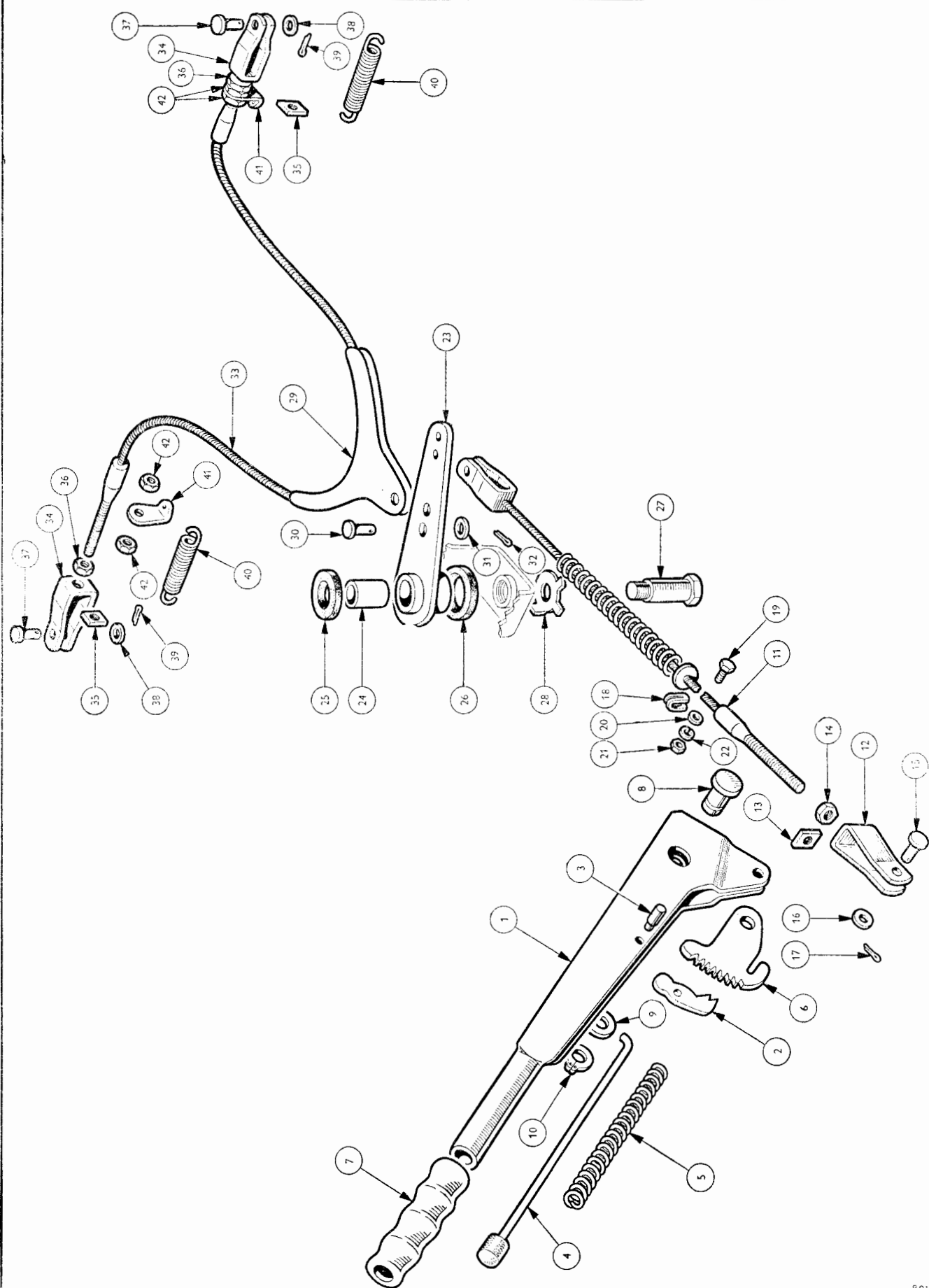


PLATE AA

BRAKES

Part No.	Description	Plate No.	No. per Unit	Remarks
FRONT BRAKE DETAILS				
208937	Caliper assembly—R.H.		1	} Fitted up to Commission No. HB11535 only
208936	Caliper assembly—L.H.	AB1	1	
210989	Caliper assembly—R.H.		1	
210988	Caliper assembly—L.H.		1	
511033	Pad, lining	AB2	1 set	} Fitted up to Commission No. HB15173 only
136407	Shim, damping, between lining pad and piston		4	
Note: When fitted in sets Part Nos. 138767-8 and 138667 may be used for all replacements				
138667	Pad, lining		1 set	} Fitted from Commission No. HB15174 and future Heavy Duty
138767	Shim, damping, spring—R.H.		1	
138768	Shim, damping, spring—L.H.		1	
512539	Pad, lining		1 set	
511031	Pin, pad retaining	AB3	4	} Fitted up to Commission No. HB11535 only
511032	Clip, pin retaining	AB4	4	
511034	Service Kit	AB5	1	
511035	Ring, sealing	AB6	2	
512543	Ring, sealing		2	Fitted from Commission No. HB11536 and future
132439	Bolt	AB7	4	} Caliper to mounting bracket
WQ0310	Washer	AB8	4	
208715	Disc, friction	AB9	2	} Friction disc to hub
113150	Bolt	AB10	8	
WQ0309	Washer	AB11	8	} Shield, dust—R.H.
208718	Shield, dust—R.H.		1	
208713	Shield, dust—L.H.	AB12	1	
Note: —For dust shield attachment details see Front Suspension Section				
209258	REAR BRAKE ASSEMBLY—R.H.		1	
209257	REAR BRAKE ASSEMBLY—L.H.		1	
209260	BACK PLATE—R.H.		1	
209259	BACK PLATE—L.H.	AB13	1	
120124	Pin, shoe hold down	AB14	4	} Shoe to back plate
504877	Spring	AB15	4	
504878	Washer, cup	AB16	4	
ADJUSTER UNIT ASSEMBLY				
120142	Tappet, between wedge and shoe	AB17	2	
111054		AB18	4	
HN2007	Nut	AB19	4	} Adjuster unit to back plate
WN0707	Washer, spring	AB20	4	

Note:—Items marked thus † are available on our Factory Exchange Unit Scheme

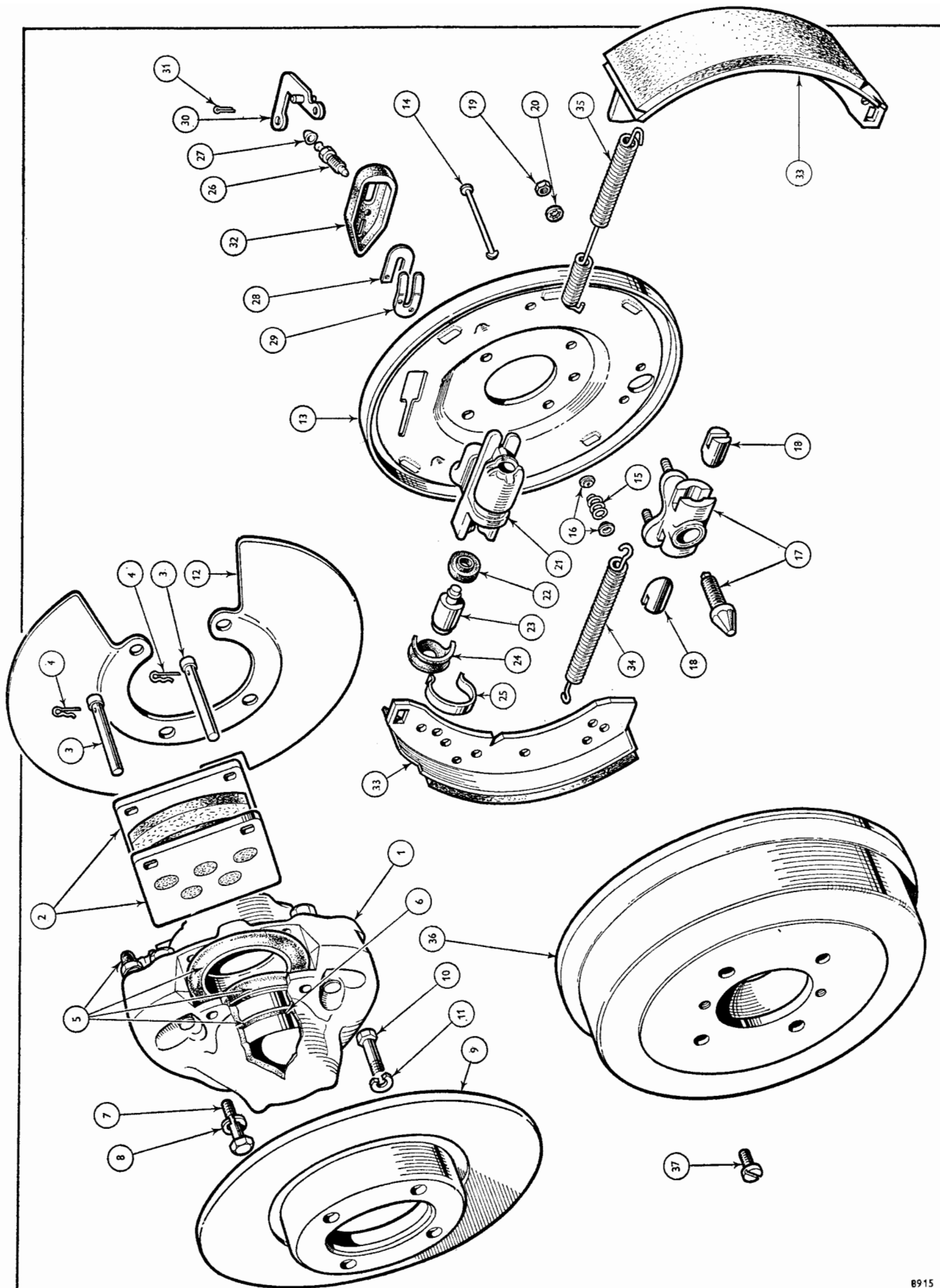


PLATE AB

BRAKES

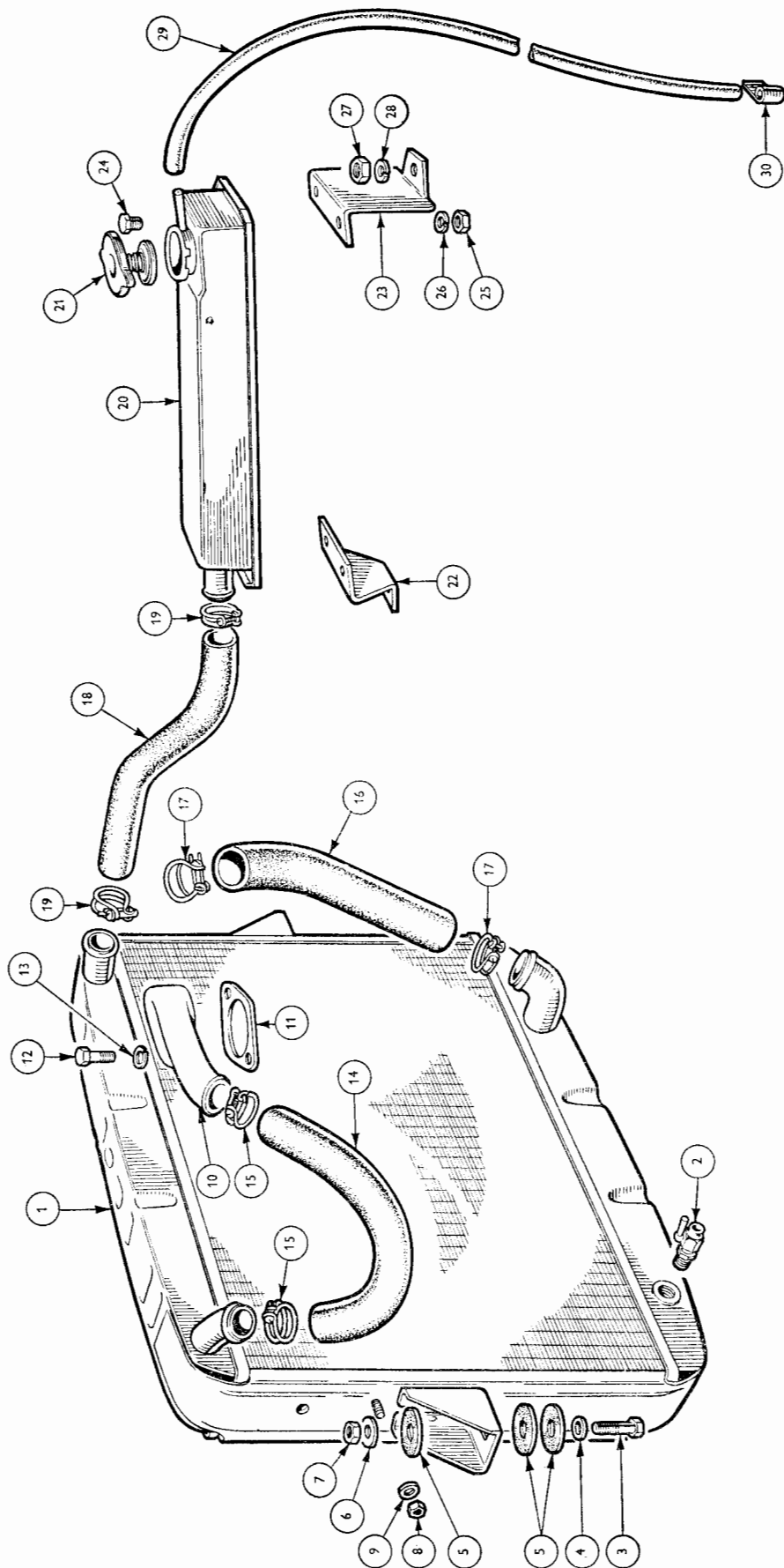
Part No.	Description	Plate No.	No. per Unit	Remarks
	REAR BRAKE ASSEMBLY—<i>continued</i>			
136451	REAR WHEEL CYLINDER ASSEMBLY		2	
Not serviced	Body , wheel cylinder	AB21		
510945	Seal	AB22	2	
514332	Piston	AB23	2	
120134	Cover , dust	AB24	2	
514333	Retainer , dust cover	AB25	2	
108756	Screw , bleed	AB26	2	
105676	Cap , dust	AB27	2	Alternative to 512544
512544	Cap , dust		2	Alternative to 105676
120138	Plate , retaining	AB28	2	
120137	Plate , spring	AB29	2	
123135	OPERATING LEVER ASSEMBLY—WHEEL CYLINDER	AB30	2	
PC0034	Pin , cotter	AB31	2	
120139	Cover , dust, wheel cylinder	AB32	2	
508433	REAR WHEEL CYLINDER SERVICE KIT		1	
511653	BRAKE SHOE ASSEMBLY	AB33	4	
105689	Spring , return shoe, adjuster end	AB34	2	
105690	Spring , shoe return, cylinder end	AB35	2	
203077	BRAKE DRUM—REAR	AB36	2	
V5435	Screw , retaining, brake drums	AB37	4	

Note:—Items marked thus † are available on our Factory Exchange Unit Scheme

RADIATOR

Part No.	Description	Plate No.	No. per Unit	Remarks
305306	† RADIATOR BLOCK ASSEMBLY	AC1	1	Fitted up to Commission No. only See page 47 for future
101416	Tap, water drain	AC2	1	
HB0910	Bolt	AC3	2	
WP0136	Washer, plain	AC4	2	
48101	Packing, Kautex	AC5	6	
WP0130	Washer, plain	AC6	2	
YN2909	Nut, nyloc	AC7	2	
NT3207	Nut, nyloc	AC8	2	
WM0067	Washer, plain	AC9	2	
209014	Elbow, water	AC10	1	
57103	Gasket, water elbow	AC11	1	
HB0812	Bolt	AC12	2	
WL0208	Washer, lock	AC13	2	
132634	Hose, top, radiator to water elbow	AC14	1	
CS4025	Clip, hose attachment	AC15	2	
132635	Hose, bottom, radiator to water pump	AC16	1	
CS4023	Clip, bottom hose attachment	AC17	2	
132898	Hose, radiator to header tank	AC18	1	
CS4020	Clip, hose to tank and radiator	AC19	2	
136402	HEADER TANK ASSEMBLY	AC20	1	Fitted up to Commission No. only
122136	Cap, filler	AC21	1	
134829	Foot, mounting, header tank, front	AC22	1	
134823	Foot, mounting, header tank, rear	AC23	1	
HU0704	Screw, set	AC24	4	
WL0207	Washer, lock	AC25	4	
HN2007	Nut	AC26	4	
HN2008	Nut	AC27	4	
WL0208	Washer, lock	AC28	4	
132637	Pipe, overflow	AC29	1	
100148	Clip, overflow pipe attachment	AC30	1	

Note:—Items marked thus † are available on our Factory Exchange Unit Scheme



RADIATOR

Part No.	Description	Plate No.	No. per Unit	Remarks
307125	† RADIATOR BLOCK ASSEMBLY	ACS1	1	Fitted from Commission No. and future
101416	Tap, water drain	ACS2	1	
137691	Cap, filler	ACS3	1	
NT3207	Nut	ACS4	2	
WM0067	Washer, plain	ACS5	4	
48101	Packing, kautex	ACS6	6	
HB0910	Bolt	ACS7	2	
WP0136	Washer, plain, top	ACS8	2	
WP1030	Washer, plain, bottom	ACS9	2	
YN2909	Nut, nyloc	ACS10	2	
209014	WATER ELBOW	ACS11	1	Fitted from Commission No. and future
57103	Gasket, water elbow	ACS12	1	
HB0812	Bolt	ACS13	2	
WL0208	Washer, lock	ACS14	2	
132634	Hose, top, water elbow to water pump	ACS15	1	
CS4025	Clip, hose attachment	ACS16	2	
132635	Hose, bottom, radiator to water pump	ACS17	1	
CS4023	Clip, hose attachment	ACS18	2	
137632	RADIATOR OVERFLOW BOTTLE	ACS19	1	Fitted from Commission No. and future
137743	Cap, overflow bottle	ACS20	1	
212146	Bracket, mounting overflow bottle	ACS21	1	
512958	Screw, set	ACS22	2	
502455	Washer, plain	ACS23	2	
510506	Washer, lock	ACS24	2	
502450	Nut	ACS25	2	
PT0508	Screw	ACS26	1	
WL0205	Washer, lock	ACS27	1	
HN2005	Nut	ACS28	1	
142123	Pipe, overflow, radiator to bottle	ACS29	1	

Note:—Items marked thus † are available on our Factory Exchange Unit Scheme

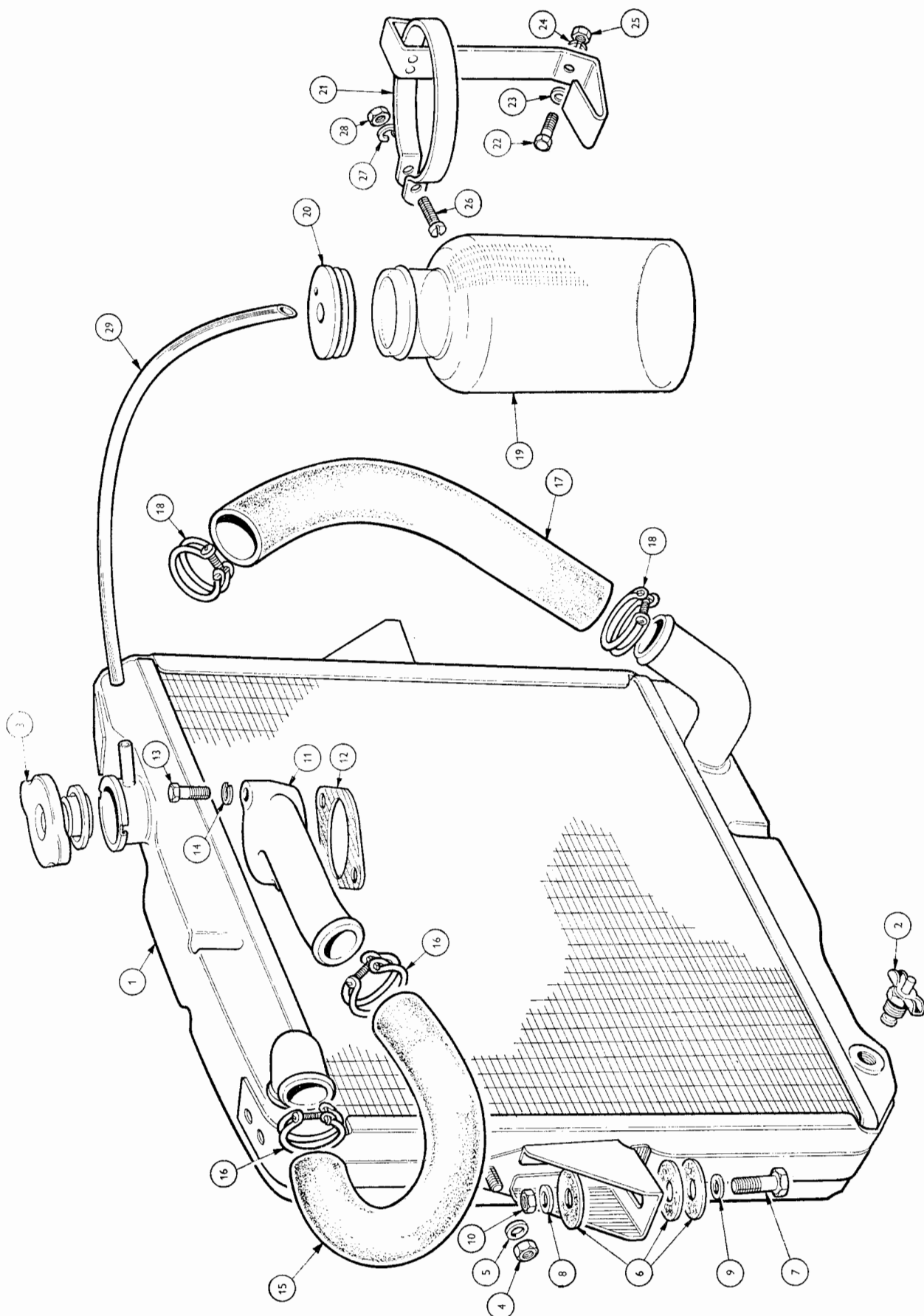
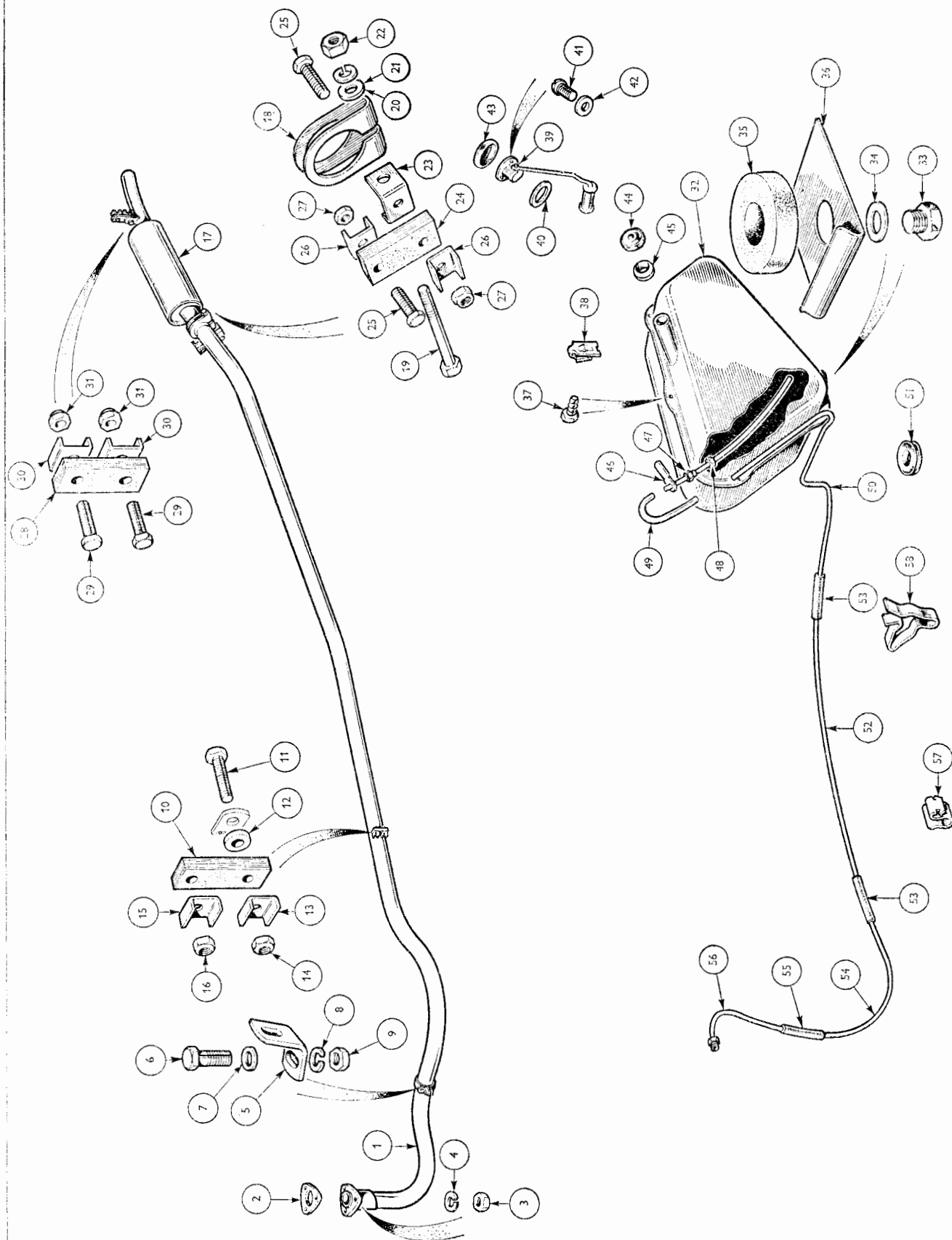


PLATE ACS

EXHAUST SYSTEM

Part No.	Description	Plate No.	No. per Unit	Remarks
209058	FRONT EXHAUST PIPE	AD1	1	
123415	Gasket	AD2	1	
100455	Nut	AD3	3	
WL0208	Washer, spring	AD4	3	
134345	Bracket, support, front exhaust pipe to engine plate	AD5	1	
HB0809	Bolt	AD6	1	
WP0008	Washer, plain	AD7	1	
WL0208	Washer, spring	AD8	1	
HN2008	Nut	AD9	1	
105292	Strip, flexible, front	AD10	1	
HU0809	Screw, set	AD11	1	
134416	Washer, heat insulation	AD12	1	
105290	Clamp	AD13	1	
TN3208	Nut, nyloc	AD14	1	
105290	Clamp	AD15	1	
TN3208	Nut, nyloc	AD16	1	
305560	EXHAUST SILENCER AND TAIL PIPE ASSEMBLY	AD17	1	
132639	Clip, front exhaust pipe to silencer	AD18	1	
HB0822	Bolt	AD19	1	
WP0107	Washer, plain	AD20	1	
WL0207	Washer, lock	AD21	1	
HN2008	Nut	AD22	1	
105578	Bracket, front pipe and silencer mounting	AD23	1	
105291	Strip, flexible, centre	AD24	1	
HU0808	Screw, set	AD25	2	
105290	Plate, clamp	AD26	2	
TN3208	Nut, nyloc	AD27	2	
105291	Strip, flexible, rear	AD28	1	
HU0808	Screw, set	AD29	2	
105290	Plate, clamp	AD30	2	
TN3208	Nut, nyloc	AD31	2	

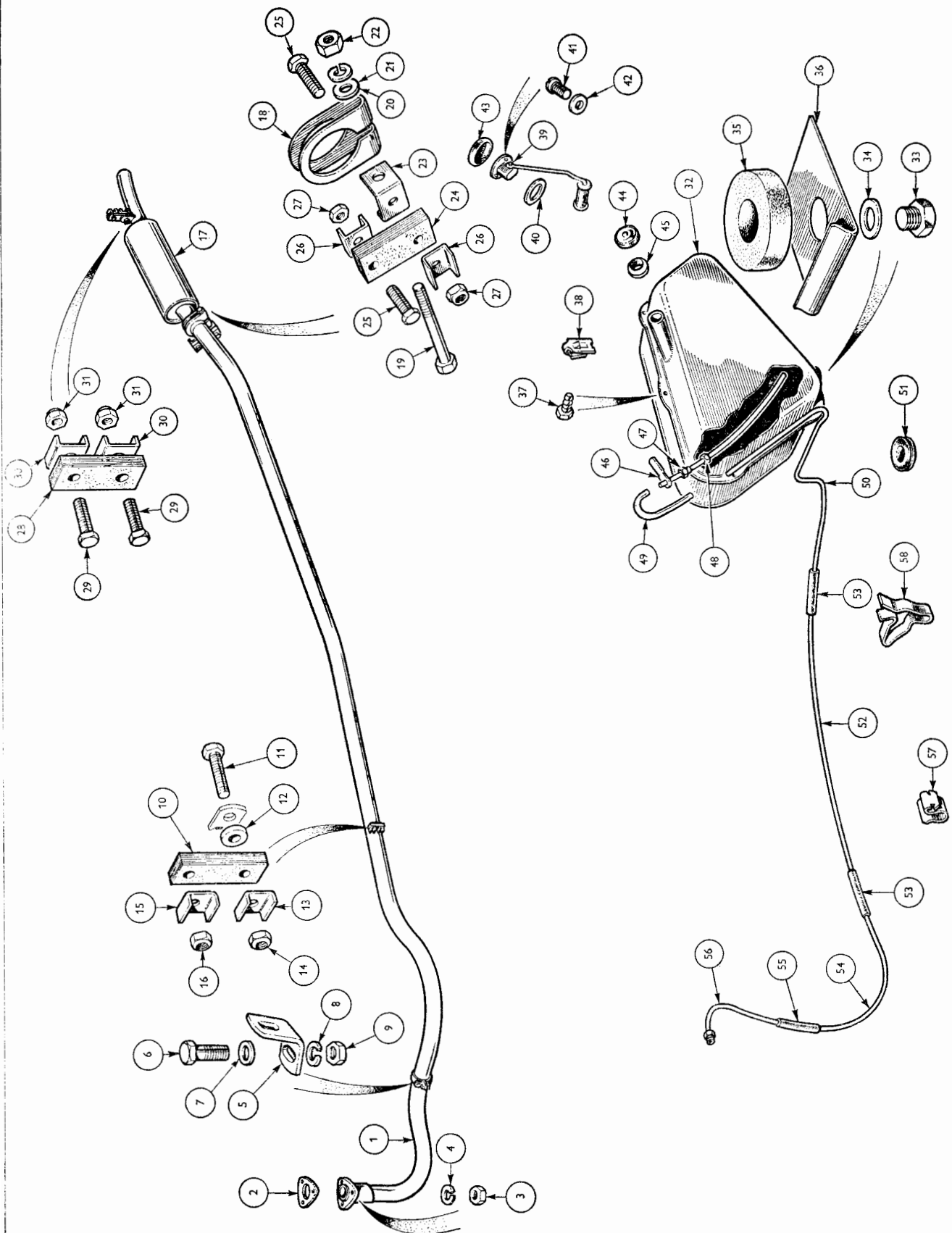
Note:—Items marked thus † are available on our Factory Exchange Unit Scheme



PETROL SYSTEM

Part No.	Description	Plate No.	No. per Unit	Remarks
305559	PETROL TANK ASSEMBLY	AD32	1	
103222	Plug , petrol drain	AD33	1	
WF0513	Washer , drain plug	AD34	1	
608052	Seal , drain plug, fitted in floor	AD35	1	
610470	Bracket , drain plug	AD36	1	
UL2705	Screw }	AD37	4	
FA3058	Nut , fix } Petrol tank fixings		1	
FA3057	Nut , fix }	AD38	3	
205303	† Gauge unit , petrol tank	AD39	1	
110777	Washer , on gauge unit	AD40	1	
TR6503	Screw }	AD41	6	
WF0505	Washer , fibre } Fuel gauge to tank	AD42	6	
123286	Cover , gauge unit	AD43	1	
601761	Cap , filler	AD44	1	
603146	Cap , locking, fuel filler		1	Special Orders only
601661	Grommet , fuel filler	AD45	1	
205997	Pipe , petrol take off, assembly	AD46	1	
60176	Nut , tubing, on pipe	AD47	1	
123962	Seal , take off pipe	AD48	1	
122796	Connector , tank to pipe	AD49	1	
305770	Pipe assembly, tank to rear connector	AD50	1	
600395	Grommet , fuel feed pipe (floor)	AD51	1	
305769	Pipe assembly, rear connector to centre connector	AD52	1	
125170	Connector , petrol pipe, centre and rear	AD53	2	
209503	Pipe assembly, centre connector to front connector	AD54	1	
115783	Connector , petrol pipe, front	AD55	1	
134057	Pipe assembly, front connector to pump	AD56	1	
60176	Nut , tubing		1	
102729	Sleeve , tubing		1	
59191	Clip , pipe to chassis frame	AD57	1	
610562	Clip , pipe to wheelarch flange	AD58	1	

Note:—Items marked thus † are available on our Factory Exchange Unit Scheme



SERVICE KIT

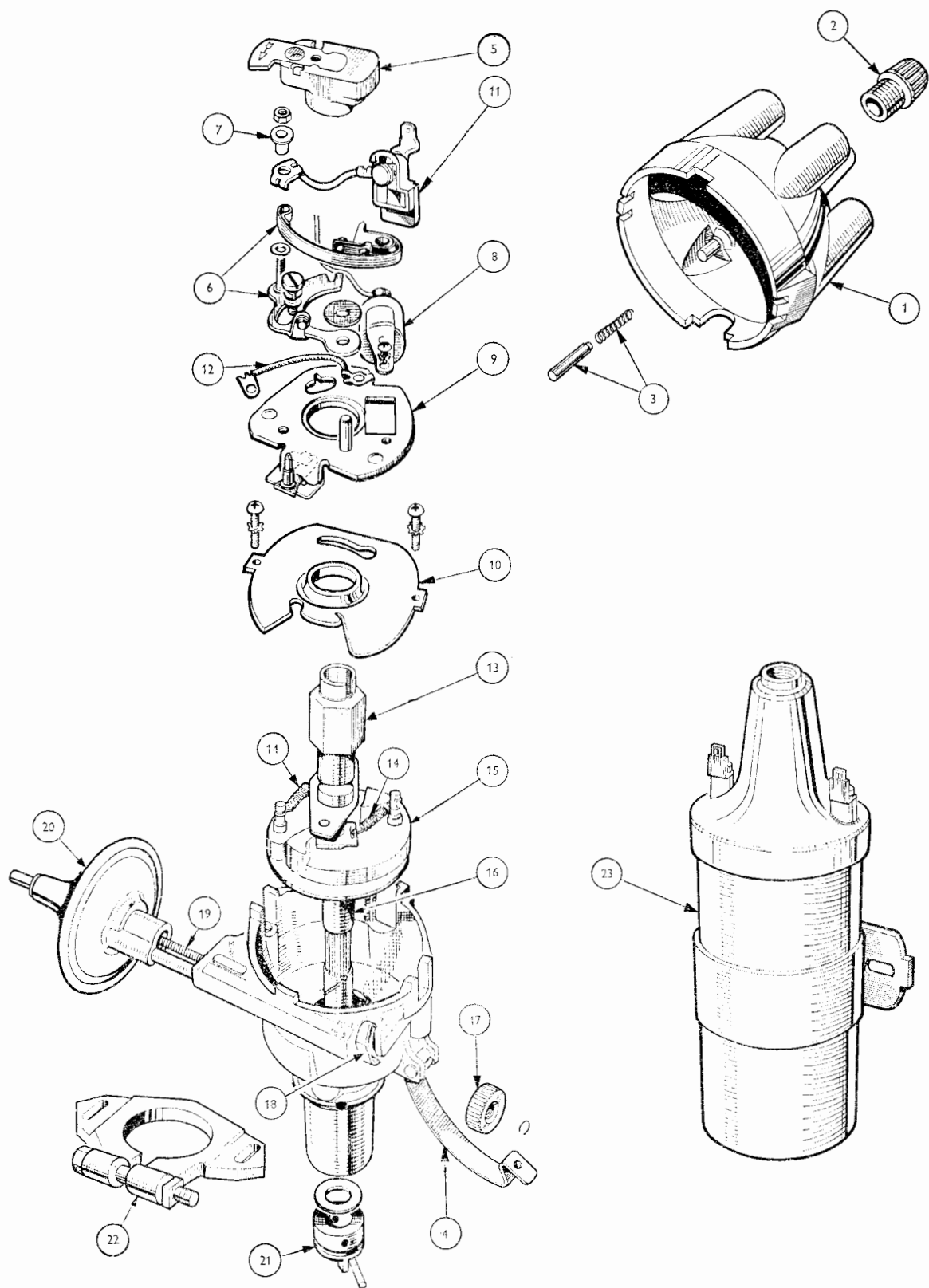
Part No.	Description	Plate No.	No. per Unit	Remarks
SERVICE KITS				
508445	Master cylinder		1	
511034	Front brake caliper		1	
508433	Rear brake wheel cylinder		1	
511370	Decarbonising gasket set		1	
511125	Engine gasket set		1	
508955	Water pump repair kit		1	
511236	Book, instruction		1	
501707/LV	Fluid, clutch and brake		1 qt.	
TOOL KIT COMPLETE				
511462			1	
122746	Pouch, tool		1	
59427	Tool, combination		1	
101089	Spanner, sparking plug		1	
122745	Spanner, open end, $\frac{1}{2}$ " A/F, $\frac{7}{16}$ " A/F		1	
59426	Spanner, open end, .50" A/F, .56" A/F		1	Alternative to 509361
509361	Spanner, open end, .50" A/F, .56" A/F		1	Alternative to 59426
125505	Feeler gauge assembly		1	
210926/M	Jack assembly		1	Alternative to 210926/P and 210926/S
210926/MH	Handle, jack		1	
210926/P	Jack assembly		1	Alternative to 210926/M and 210926/S
210926/PH	Handle, jack		1	
210926/S	Jack assembly		1	Alternative to 210926/M and 210926/P
210926/SH	Handle, jack		1	

Note:—Items marked thus † are available on our Factory Exchange Unit Scheme

ELECTRICAL EQUIPMENT

Part No.	Description	Plate No.	No. per Unit	Remarks
208914	DISTRIBUTOR ASSEMBLY		1	
	(High Compression Engine)			
511545	Cap	AE1	1	
58501	Nut, moulded	AE2	7	
501718	Brush and spring	AE3	1	
511584	Clip, retaining cap	AE4	2	
510024	Arm, rotor	AE5	1	
503681	Contact set	AE6	1	
503687	Bush, insulating	AE7	1	
509319	Condenser	AE8	1	
503684	Plate, contact breaker base	AE9	1	
511010	Plate, contact breaker bearing	AE10	1	
511086	Terminal, bush and lead	AE11	1	
503688	Washer, insulating terminal		1	
503690	Lead, earth	AE12	1	
511582	Cam	AE13	1	
511583	Spring, automatic advance (set of 2)	AE14	1 set	
510638	Weight	AE15	2	
509324	Plate, shaft and action	AE16	1	
511013	Nut, knurled, micrometer	AE17	1	
511014	Spring, ratchet, micrometer	AE18	1	
503693	Spring, return, micrometer	AE19	1	
511655	Vacuum unit, with actuating arm	AE20	1	
57991	Dog, driving	AE21	1	
510045	Set, sundry parts		1	
503678	Plate, clamping	AE22	1	
58499	Screw, clamping		1	
125195	IGNITION COIL	AE23	1	
134175	IGNITION COIL (Cold Climate)		1	
HU0804	Setscrew		2	
WL0208	Washer, lock		2	
WP0008	Washer, plain		2	
	} Coil to cylinder block			
				Fitted up to Engine No. HB15000E only For future see page 52
				Special Order only

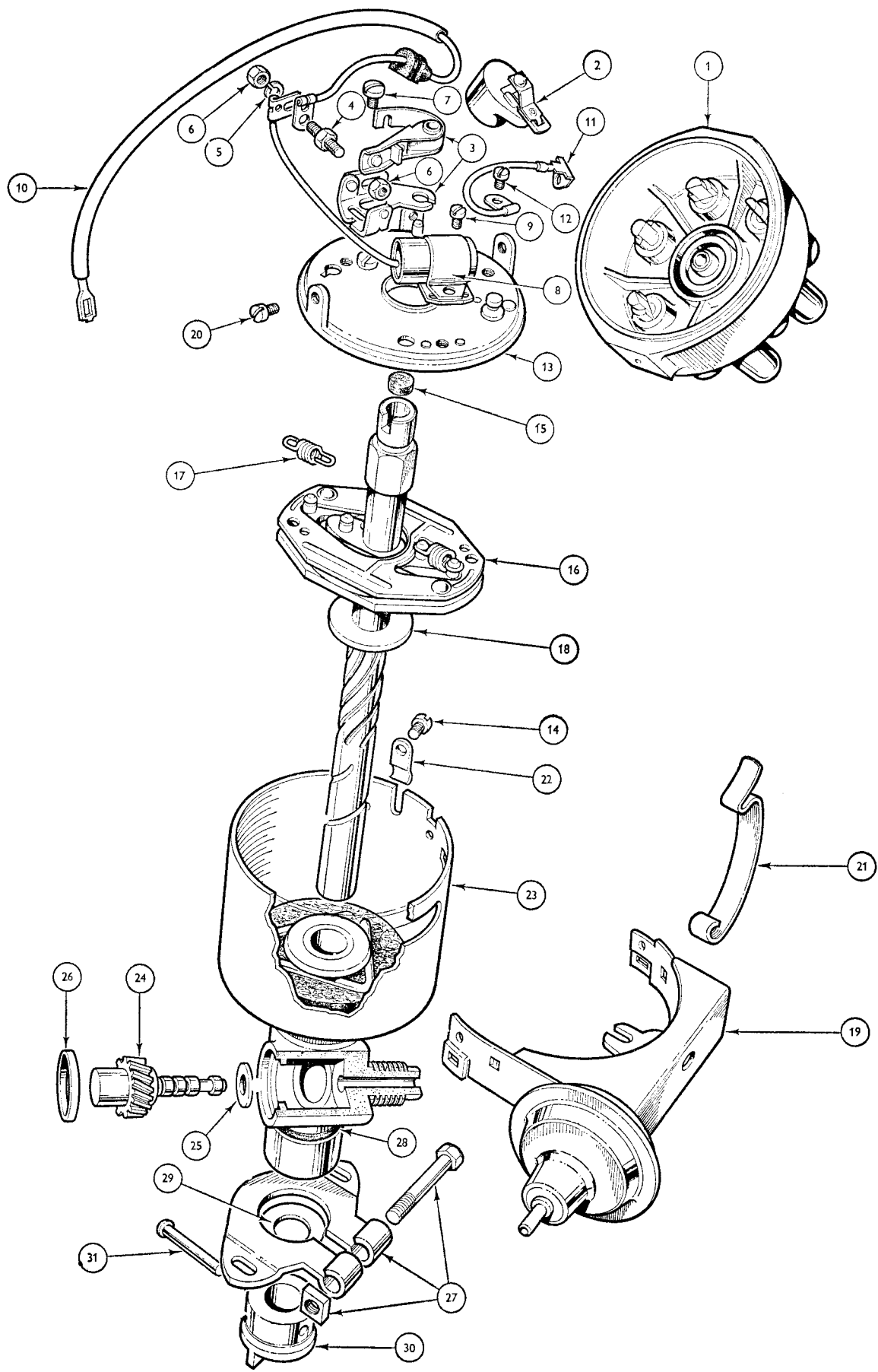
Note:—Items marked thus † are available on our Factory Exchange Unit Scheme



ELECTRICAL EQUIPMENT

Part No.	Description	Plate No.	No. per Unit	Remarks
211407	†DISTRIBUTOR ASSEMBLY		1	Fitted from Engine No. HB15001E to Engine No. HB16301E For future see page 53
513992	Cap , distributor	AEa1	1	
511837	Rotor	AEa2	1	
511838	Contact set	AEa3	1	
511839	Stud , contact arm	AEa4	1	
511840	Washer , lock, contact arm stud	AEa5	1	
511841	Nut , contact arm	AEa6	2	
511842	Screw , locking, contact point	AEa7	1	
511843	Condenser	AEa8	1	
511844	Screw , mounting, condenser	AEa9	1	
511845	Lead , L.T. (with grommet)	AEa10	1	
511846	Lead , earth	AEa11	1	
511844	Screw , earth lead	AEa12	1	
511847	Plate , breaker assembly	AEa13	1	
511848	Screw , mounting, breaker plate	AEa14	1	
511851	Felt wick , oil	AEa15	1	
514004	Mainshaft and cam assembly	AEa16	1	
514002	Spring set , advance weight	AEa17	1	
511856	Washer , shaft, upper	AEa18	1	
514005	Control , vacuum, assembly	AEa19	1	
511844	Screw , mounting, vacuum control	AEa20	2	
511857	Clip , cap	AEa21	2	
511858	Clamp , L.T. lead	AEa22	1	
Not serviced	Housing assembly	AEa23	1	
511859	Gear , tachometer drive	AEa24	1	
511860	Washer , thrust, drive gear	AEa25	1	
511861	Plug , housing end	AEa26	1	
134891	Arm , clamp assembly	AEa27	1	
511863	Ring , oil seal	AEa28	1	
511864	Washer , shaft, lower	AEa29	1	
511866	Coupling	AEa30	1	
511865	Pin , coupling	AEa31	1	

Note:—Items marked thus † are available on our Factory Exchange Unit Scheme

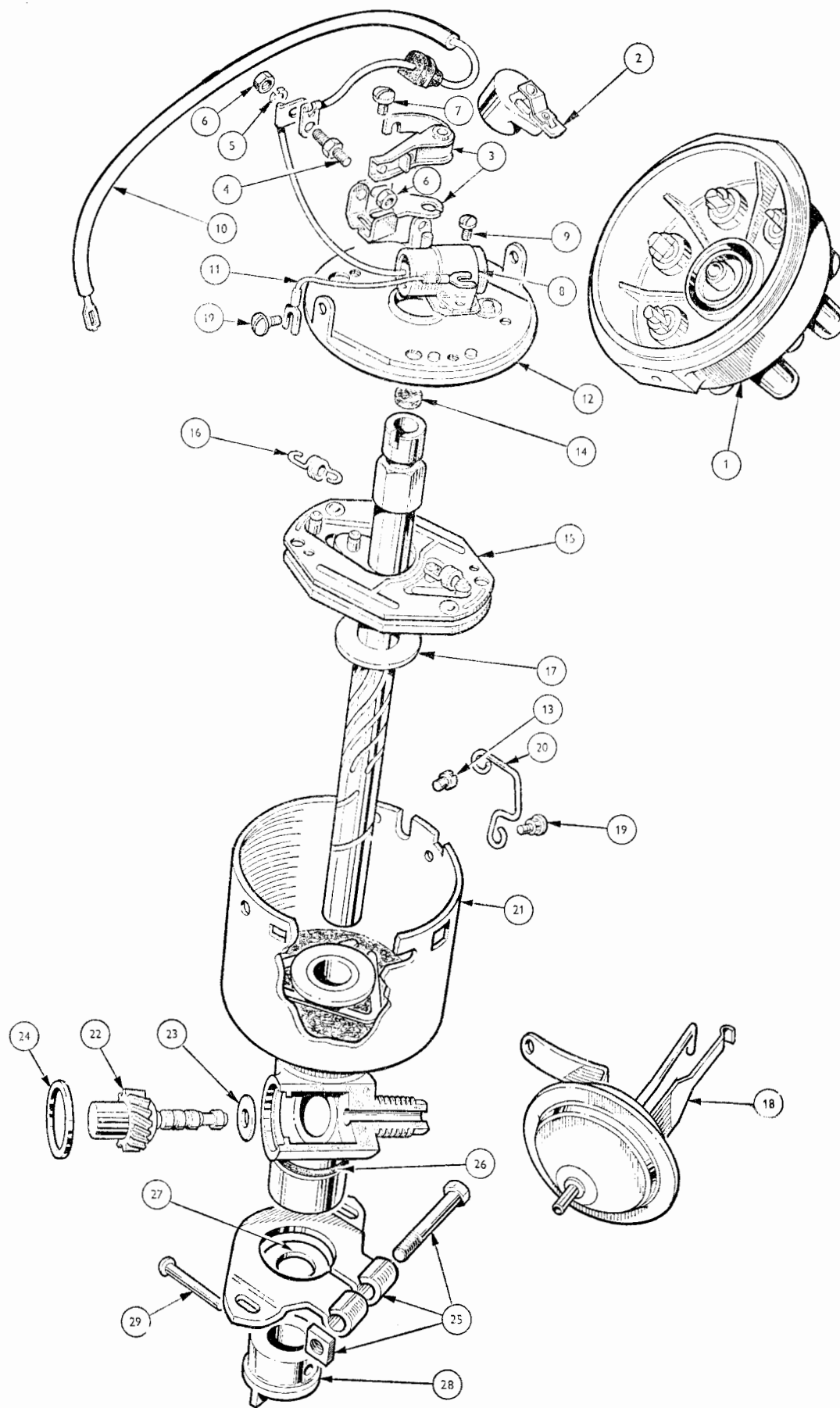


ELECTRICAL EQUIPMENT

Part No.	Description	Plate No.	No. per Unit	Remarks
211414	DISTRIBUTOR ASSEMBLY		1	Fitted from Engine No. HB16302E up to only
212873	DISTRIBUTOR ASSEMBLY		1	Fitted from Engine No. and future
513992	Cap , distributor	AEb1	1	Fitted from Engine No. HB16302E and future
511837	Rotor	AEb2	1	
511838	Contact set	AEb3	1	
511839	Stud , contact arm	AEb4	1	
511840	Washer , lock, contact arm stud	AEb5	1	
511841	Nut , contact arm	AEb6	2	
511842	Screw , locking, contact point	AEb7	1	
511843	Condenser	AEb8	1	
511844	Screw , mounting, condenser	AEb9	1	
513994	Lead , L.T. (with grommet)	AEb10	1	
513993	Lead , earth	AEb11	1	
513995	Plate , breaker, assembly	AEb12	1	
511848	Screw , breaker plate mounting	AEb13	1	
511851	Wick , felt, oil	AEb14	1	
513996	Mainshaft and cam assembly	AEb15	1	Fitted from Engine No. HB16302E up to only
514954	Mainshaft and cam assembly		1	Fitted from Engine No. and future
513997	Spring set , advance weight	AEb16	1	Fitted from Engine No. HB16302E up to only
514002	Spring set , advance weight		1	Fitted from Engine No. and future
511856	Washer , shaft, upper	AEb17	1	Fitted from Engine No. HB16302E and future
513998	Control , vacuum, assembly	AEb18	1	
513999	Screw , mounting, vacuum control	AEb19	2	
513400	Clip , cap	AEb20	2	
Not serviced	Housing	AEb21	1	
511859	Gear , tachometer drive	AEb22	1	
511860	Washer , thrust, drive gear	AEb23	1	
511861	Plug , housing end	AEb24	1	
134891	Arm , clamp, assembly	AEb25	1	
511863	Ring , oil seal	AEb26	1	
511864	Washer , shaft, lower	AEb27	1	
511866	Coupling	AEb28	1	
511865	Pin , coupling	AEb29	1	

Catalogue No. 511408. 2nd Issue

Note:—Items marked thus † are available on our Factory Exchange Unit Scheme



B 1099

PLATE AEB

VITESSE

ELECTRICAL EQUIPMENT

Part No.	Description	Plate No.	No. per Unit	Remarks
209000	†DYNAMO		1	
511593	Armature assembly	AF1	1	
509309	Nut, shaft	AF2	1	
509310	Washer, spring, under shaft nut	AF3	1	
509302	Brush set	AF4	1	
509306	Spring set, brush tension	AF5	1	
511589	Bracket assembly, commutator end (less bush)	AF6	1	
509304	Bush, commutator end bracket	AF7	1	
509305	Oiler assembly	AF8	1	
509308	Bracket assembly, driving end (less bush)	AF9	1	
509307	Bearing, driving end bracket	AF10	1	
509312	Retainer, bearing ring	AF11	1	
509313	Collar, drive end bearing	AF12	1	
511594	Coil, field set	AF13	1	
509315	Set, terminal (Lucar)	AF14	1	
511596	Bolt, through end bracket	AF15	2	
509317	Set, sundry parts		1	
	Note:—For Dynamo Attachment Details, see Engine Section			
200535	†STARTER MOTOR		1	
501714	Armature assembly	AF16	1	
501705	Brush set	AF17	1	
501708	Spring set, brush tension	AF18	1	
501706	Bracket assembly, commutator end	AF19	1	Die cast commutator end bracket
500926	Bush, commutator bracket	AF20	1	
509819	Spring set, brush tension	AF21	1	Pressed metal commutator end bracket
509817	Bracket assembly, commutator end	AF22	1	
509818	Bush, commutator bracket	AF23	1	
509820	Sleeve	AF24	1	
501712	Bracket assembly, driving end	AF25	1	
500927	Bush, driving end bracket	AF26	1	
501715	Coil, field, set	AF27	1	
502210	Bolt, through end brackets	AF28	2	
501704	Cap, shaft end	AF29	1	
57458	Band, cover, assembly	AF30	1	
500892	Pinion and sleeve assembly	AF31	1	
501711	Spring, pinion retaining	AF32	1	
501710	Spring, main	AF33	1	
501709	Nut, locating	AF34	1	
70391	Set, sundry parts		1	
131570	Packing, starter motor		1	Fitted up to Commission No. HB11707 only
104549	Shim, starter motor	A/R	2	
HB0915	Bolt, starter motor attachment		1	Fitted from Commission No. HB11708 up to only
137373	Packing, starter motor		1	
104549	Shim, starter motor	A/R	2	Fitted from Commission No. and future
HB0917	Bolt, starter motor attachment		2	
131570	Packing, starter motor		1	
HB0916	Bolt, starter motor attachment		2	
HN2009	Nut, on bolt		2	
WL0209	Washer, spring		2	

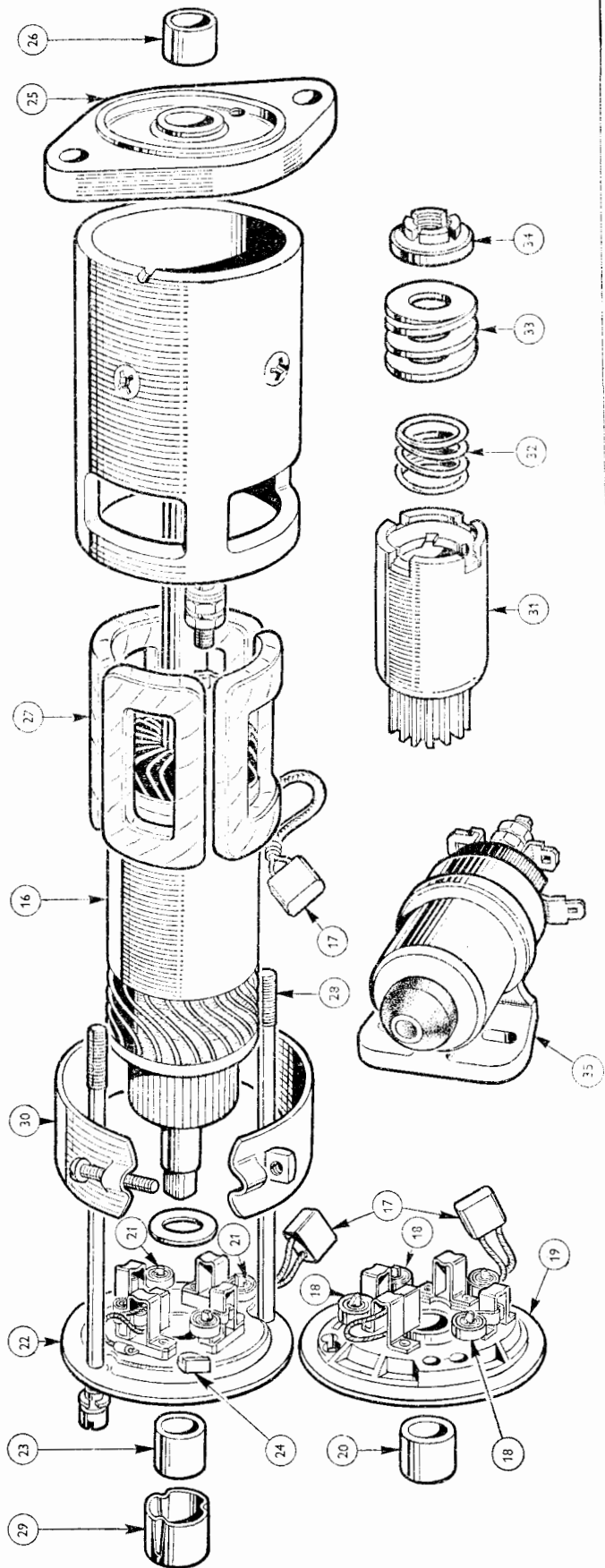
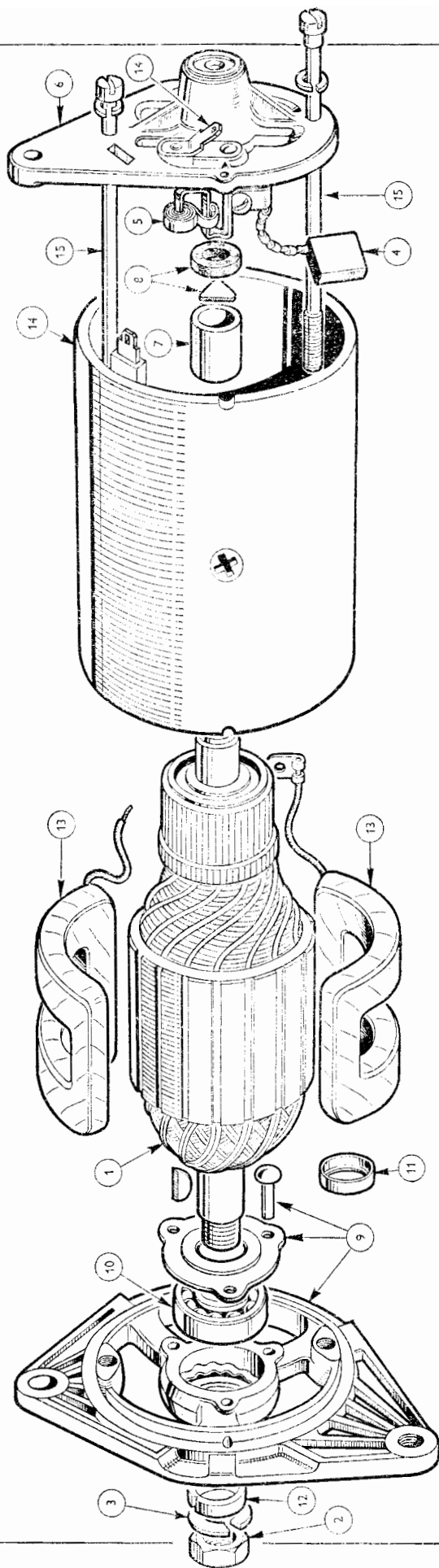
Note:—Items marked thus † are available on our Factory Exchange Unit Scheme

ELECTRICAL EQUIPMENT

Part No.	Description	Plate No.	No. per Unit	Remarks
121269	STARTER SOLENOID SWITCH	AF35	1	
134174	STARTER SOLENOID SWITCH (Cold Climate)		1	Special Order only
YH8506	Screw		2	
WM0055	Washer, plain		2	
FC2805	Nut, spire fix		2	
611077	Washer, sealing		2	

} Starter solenoid
to bulkhead

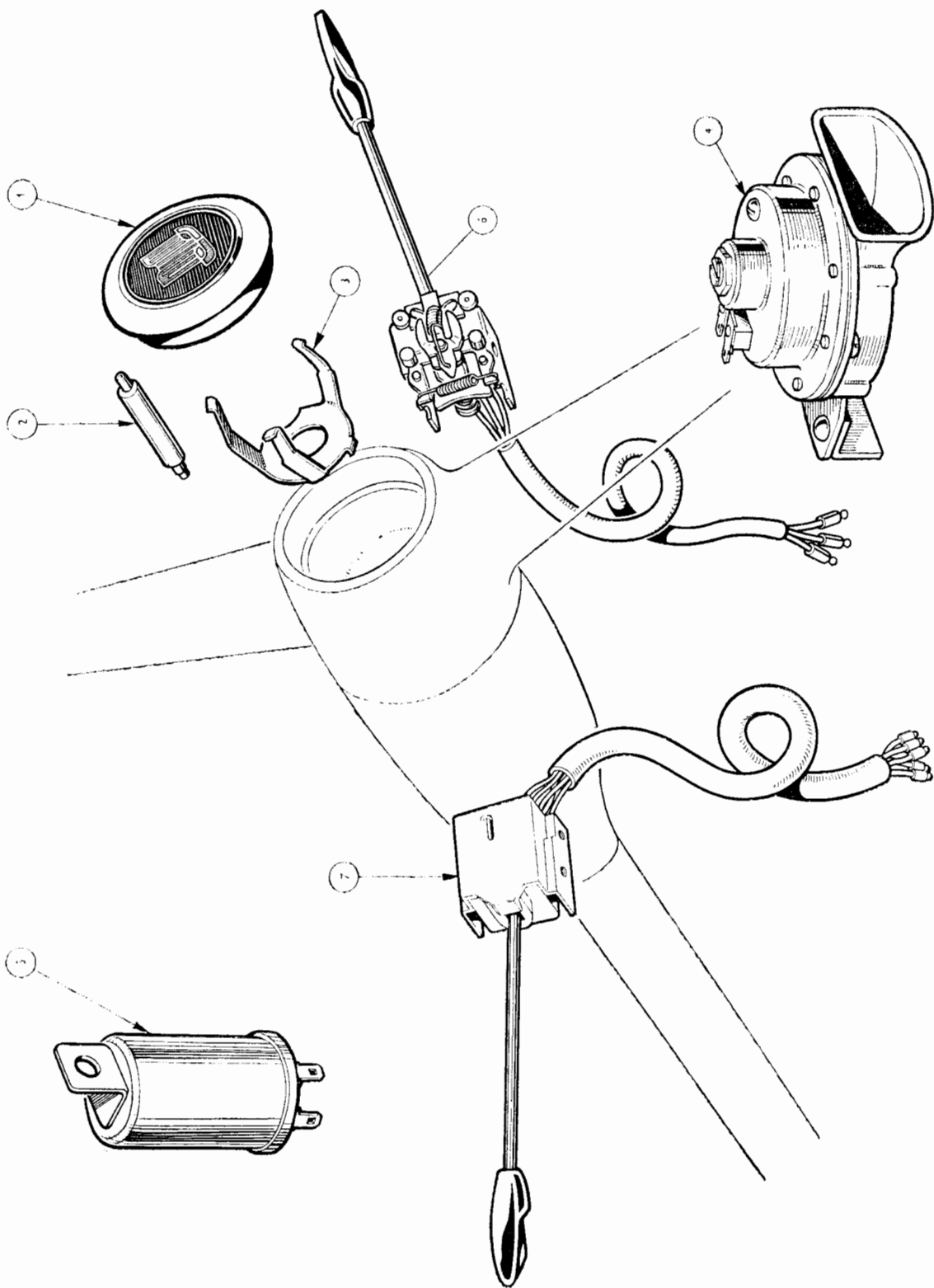
Note:—Items marked thus † are available on our Factory Exchange Unit Scheme



ELECTRICAL EQUIPMENT

Part No.	Description	Plate No.	No. per Unit	Remarks
131227	HORN PUSH ASSEMBLY	AG1	1	
108657	Brush, horn push connection	AG2	1	
204741	Clip, horn push assembly	AG3	1	
208660	HORN (WINDTONE) ASSEMBLY	AG4	1	Alternative to 209250 and 209251
208659	(Fitted as a pair)	AG4	1	
133071	Horn mounting bracket assembly		2	
209250	HORN (WINDTONE) ASSEMBLY		1	Alternative to 208660 and 208659
209251	(Fitted as a pair)		1	
133363	HORN (WINDTONE) ASSEMBLY		1	Export France only
209251	(Fitted as a pair)		1	
129915	Bracket assembly, horn mounting—R.H.		1	
129914	Bracket assembly, horn mounting—L.H.		1	
SP92A/D6	Rivet, horn mounting bracket		4	
133325	Lead, horn extension		1	
133326	Lead, horn extension		1	
BT7710	Bolt		4	
505259	Washer, lock		4	
503628	Washer, plain		4	
131273	HORN SWITCH (France only)		1	Fitted up to Commission No. HB15000 only
133322	HORN SWITCH (France only)		1	Fitted from Commission No. HB15001 and future
609795	Bezel, horn switch		1	
128089	Washer, bezel		1	
121267	FLASHER UNIT	AG5	1	
YF7504	Screw		1	Flasher unit attachment
WM0055	Washer, plain		1	
FC2805	Nut, spire		1	
131274	FLASHER INDICATOR SWITCH	AG6	1	Fitted up to Body No. HED12923 (Saloon) and HEC1770 (Convertible) only
TP0403	Screw		2	
WE0604	Washer		2	
140626	FLASHER INDICATOR SWITCH		1	Fitted from Body No. HED12924 (Saloon) and HEC1771 (Convertible) and future
TP0402	Screw		2	
WE0604	Washer		2	
Note:—Flasher Switch 140626 must be fitted in conjunction with Cancelling Clip 140549.				
128383	LIGHTING SWITCH—SIDE, HEAD AND DIP—R.H.S. ONLY	AG7	1	
132674	LIGHTING SWITCH—SIDE, HEAD AND DIP—L.H.S. ONLY, EXCEPT U.S.A.		1	
132673	LIGHTING SWITCH—OFFSIDE AND HEAD (U.S.A. ONLY)		1	
TP0404	Screw, switch to steering column shroud		2	

Note:—Items marked thus † are available on our Factory Exchange Unit Scheme



ELECTRICAL EQUIPMENT

Part No.	Description	Plate No.	No. per Unit	Remarks
WINDSCREEN WIPER DETAILS				
510987	†Motor and Gear Box		1	
511002	Cover, end (Bakelite)	AH1	1	
508169	Brush, gear	AH2	1	
508170	Brush, set	AH3	1	
57492	Spring, brush	AH4	1	
511004	Coil	AH5	1	
511003	Armature	AH6	1	
511077	Shaft and gear assembly	AH7	1	
511096	Rod, connecting, assembly	AH8	1	
511006	Switch, parking		1	
511005	Stud, set, fixing		1	
511001	Bolt, fixing		2	
503603	Sundry parts set		1	
508182	Crosshead and rack	AH9	1	
122781	Wheelbox assembly	AH10	2	
507948	Bush, front	AH11	2	
507947	Bush, rear	AH12	2	
205554	Tubing, motor to 1st wheelbox	AH13	1	
122092	Tubing, wheelbox to wheelbox	AH14	1	
108860	Extension tubing	AH15	1	
113270	Grommet	AH16	1	
130034	WIPER ARM—R.H.S.	AH17	2	} Alternative to details listed below in car sets only
130035	WIPER ARM—L.H.S.	AH17	2	
130036	WIPER BLADE	AH18	2	
130034/TEX	WIPER ARM—R.H.S.		2	} Alternative to details listed above in car sets only
130035/TEX	WIPER ARM—L.H.S.		2	
130036/TEX	WIPER BLADE		2	

Note:—Items marked thus † are available on our Factory Exchange Unit Scheme

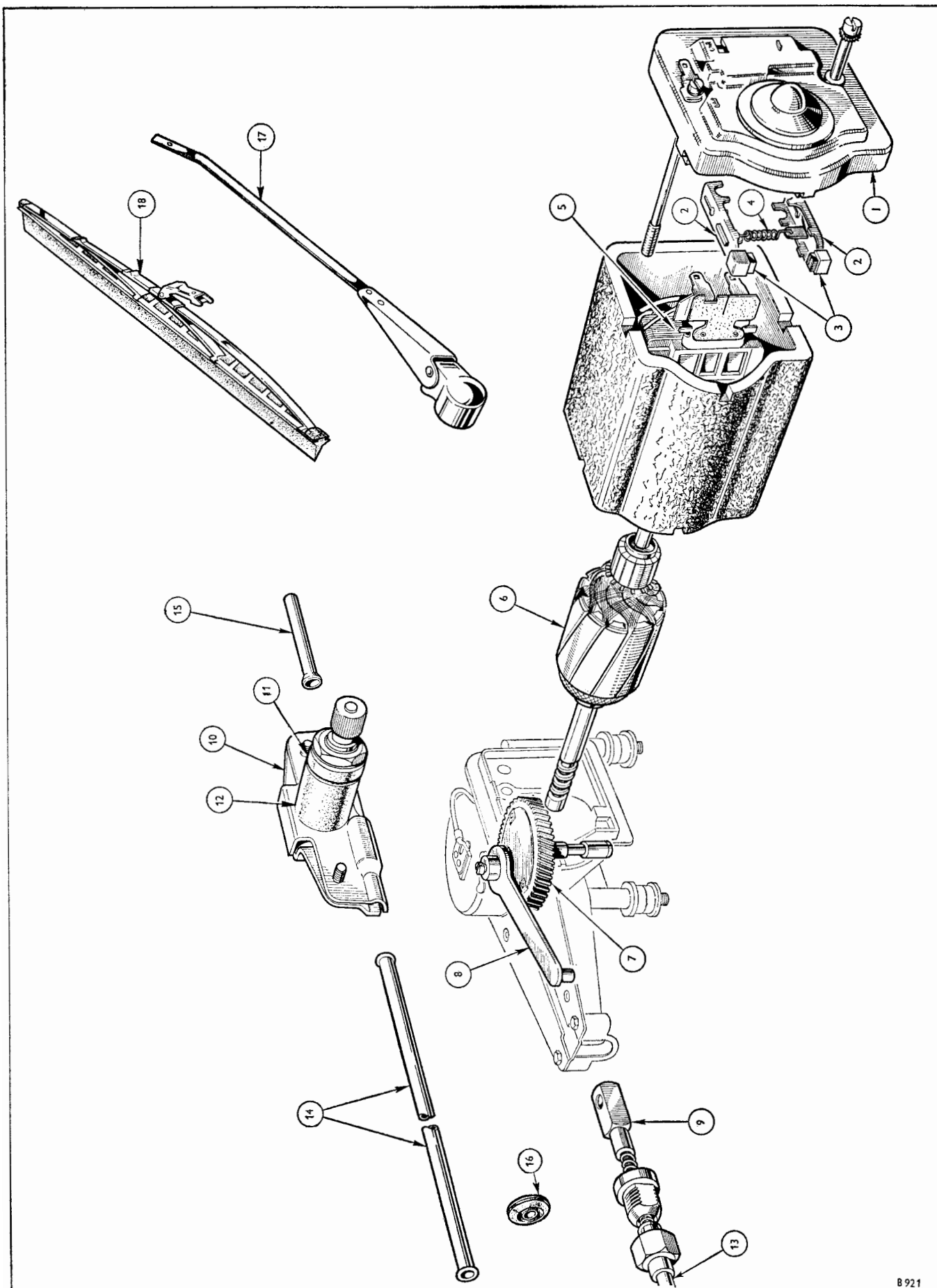


PLATE AH

ELECTRICAL EQUIPMENT

Part No.	Description	Plate No.	No. per Unit	Remarks
305562	HEADLAMP ASSEMBLY—INNER (Sealed Beam) (Main beam R.H. Steering)		2	
305562/B	HEADLAMP ASSEMBLY—INNER (Bulb Type) (Main Beam, R.H. Steering)		2	
511598	Rim	AJ1	2	
511394	Screw, rim fixing	AJ2	6	
511599	Light unit (Sealed Beam)	AJ3	2	
511599/B	Light unit (Bulb Type)		2	
511600	Adaptor	AJ4	2	
Not serviced	Rim, seating	AJ5		
511601	Attachment set, seating rim	AJ6	2	
Not serviced	Body	AJ7		
511602	Gasket, lamp seating	AJ8	2	
305569	HEADLAMP ASSEMBLY—OUTER (Sealed Beam) (Main and Dip Beam R.H. Steering)		2	
305569/B	HEADLAMP ASSEMBLY—OUTER (Bulb Type) (Main Beam, R.H. Steering)		2	
511598	Rim	AJ9	2	
511394	Screw, rim fixing	AJ10	6	
511603	Light unit (Sealed Beam)	AJ11	2	
511603/B	Light unit (Bulb Type)		2	
511600	Adaptor	AJ12	2	
Not serviced	Rim, seating	AJ13		
511601	Attachment set, seating rim	AJ14	2	
Not serviced	Body	AJ15		
511602	Gasket, lamp seating	AJ16	2	
305564	HEADLAMP ASSEMBLY—INNER (FRANCE AND VIETNAM) (Main Beam)		2	
511598	Rim	AJ1	2	
511394	Screw, rim fixing	AJ2	6	
511609	Light unit	AJ3	2	
511600	Adaptor	AJ4	2	
Not serviced	Rim, seating	AJ5		
511601	Attachment set, seating rim	AJ6	2	
Not serviced	Body	AJ7		
511602	Gasket, lamp seating	AJ8	2	
305571	HEADLAMP ASSEMBLY—OUTER (FRANCE AND VIETNAM) (Main and Dip Beam)		2	
511598	Rim	AJ9	2	
511394	Screw, rim fixing	AJ10	6	
511610	Light unit	AJ11	2	
511611	Spring, retaining bulb		2	
510219	Bulb		2	
511600	Adaptor	AJ12	2	
Not serviced	Rim, seating	AJ13		
511601	Attachment set, seating rim	AJ14	2	
Not serviced	Body	AJ15		
511602	Gasket, lamp seating	AJ16	2	

Note:—Items marked thus † are available on our Factory Exchange Unit Scheme

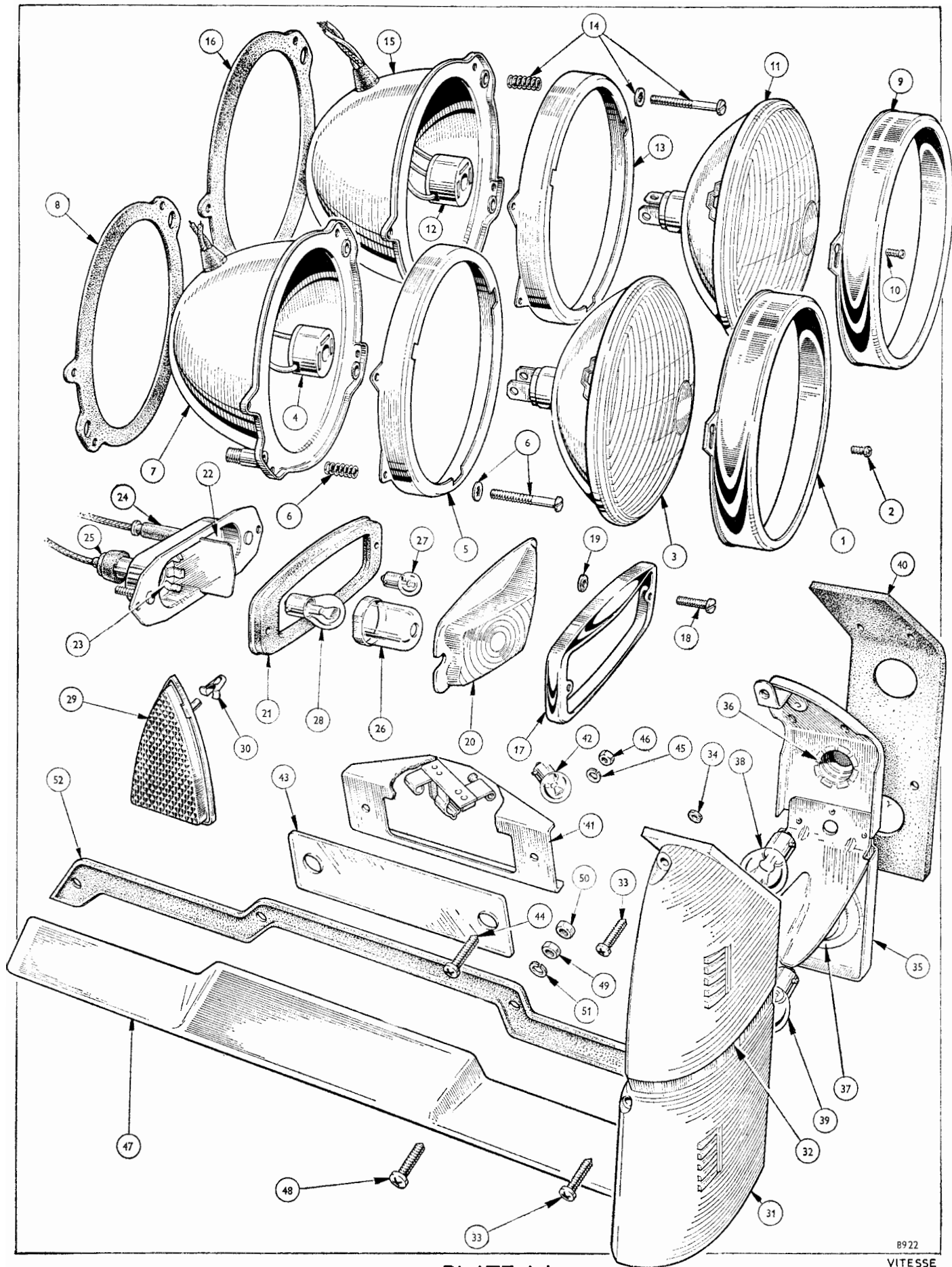


PLATE AJ

ELECTRICAL EQUIPMENT

Part No.	Description	Plate No.	No. per Unit	Remarks
305563	HEADLAMP ASSEMBLY—INNER (U.S.A.) (Main Beam)		2	
511598	Rim	AJ1	2	
511394	Screw, rim fixing	AJ2	6	
511606	Light unit	AJ3	2	
511600	Adaptor	AJ4	2	
Not serviced	Rim, seating	AJ5		
511601	Attachment set, seating rim	AJ6	2	
Not serviced	Body	AJ7		
511602	Gasket, lamp seating	AJ8	2	
305570	HEADLAMP ASSEMBLY—OUTER (U.S.A.) (Main and Dip Beam)		2	
511598	Rim	AJ9	2	
511394	Screw, rim fixing	AJ10	6	
511607	Light unit	AJ11	2	
511600	Adaptor	AJ12	2	
Not serviced	Rim, seating	AJ13		
511601	Attachment set, seating rim	AJ14	2	
Not serviced	Body	AJ15		
511602	Gasket, lamp seating	AJ16	2	
305562	HEADLAMP ASSEMBLY—INNER (SWEDEN) (Main Beam)		2	
511598	Rim	AJ1	2	
511394	Screw, rim fixing	AJ2	2	
511599	Light unit	AJ3	2	
511600	Adaptor	AJ4	2	
Not serviced	Rim, seating	AJ5		
511601	Attachment set, seating rim	AJ6	2	
Not serviced	Body	AJ7		
511602	Gasket, lamp seating	AJ8	2	
305574	HEADLAMP ASSEMBLY—OUTER (SWEDEN) (Main and Dip Beam)		2	
511598	Rim	AJ9	2	
511394	Screw, rim fixing	AJ10	6	
511612	Light unit	AJ11	2	
511611	Spring, retaining bulb		2	
510218	Bulb		2	
511600	Adaptor	AJ12	2	
Not serviced	Rim, seating	AJ13		
511601	Attachment set, seating rim	AJ14	2	
Not serviced	Body	AJ15		
511602	Gasket, lamp seating	AJ16	2	

Note:—Items marked thus † are available on our Factory Exchange Unit Scheme

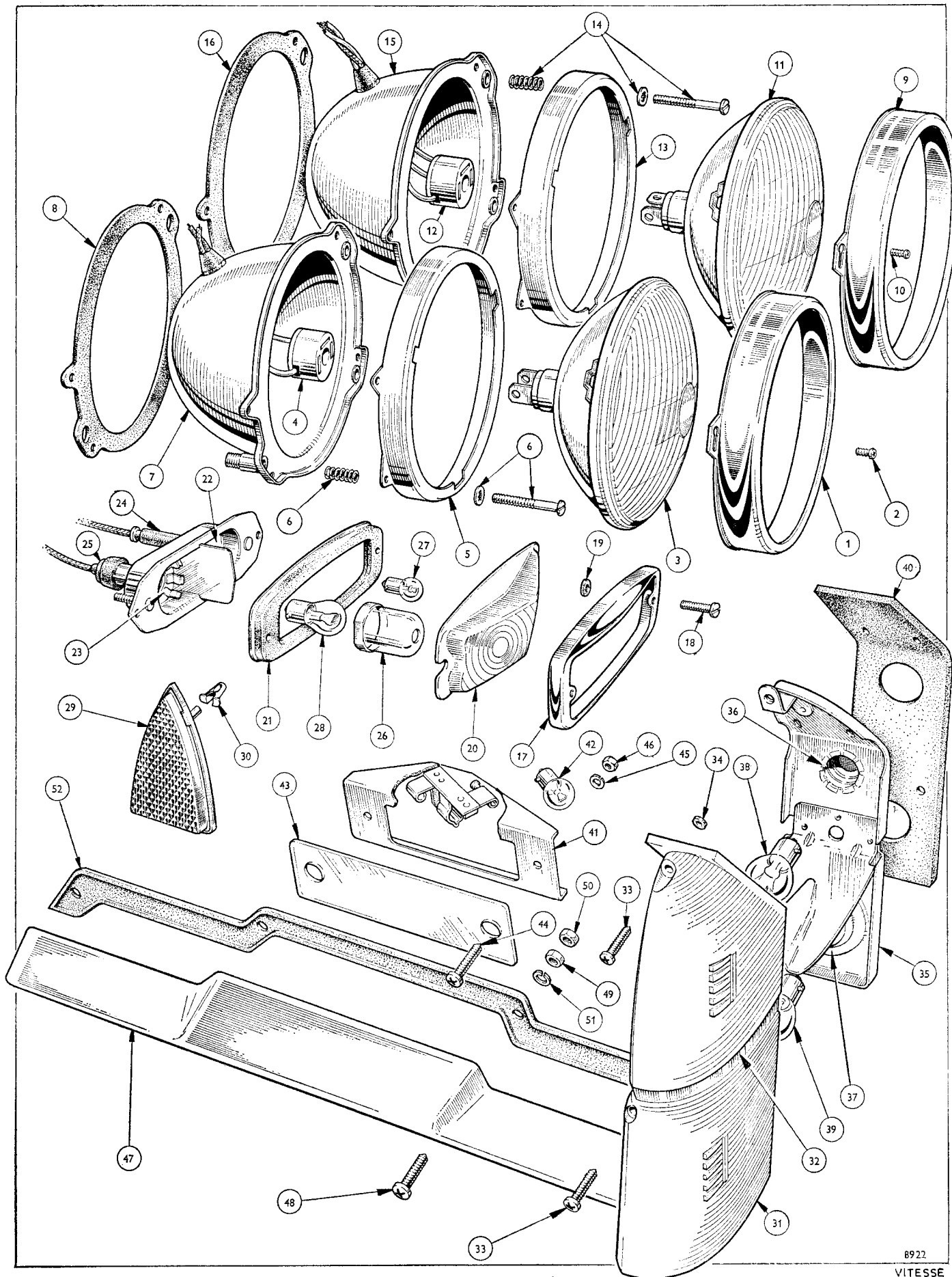
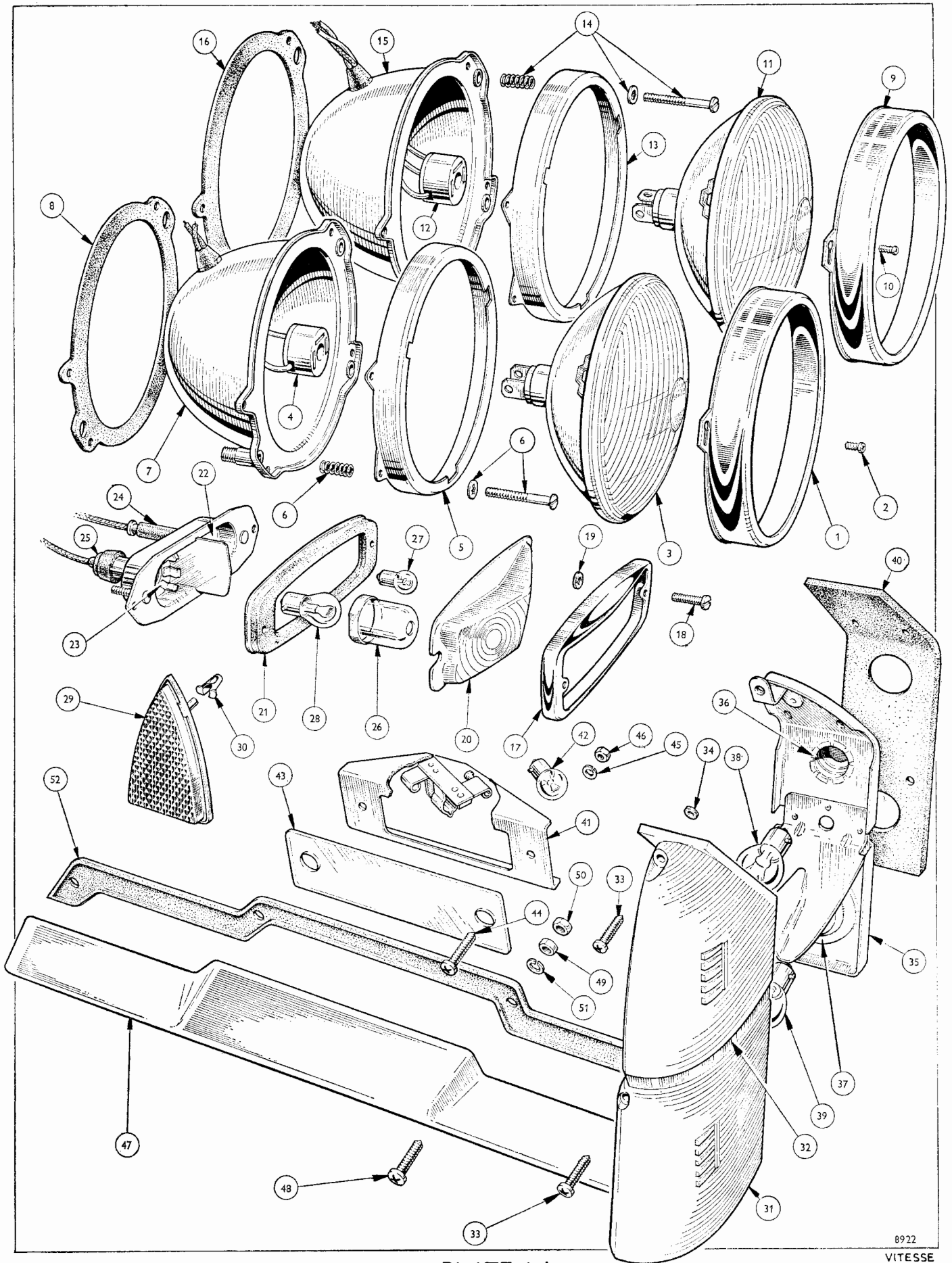


PLATE AJ

ELECTRICAL EQUIPMENT

Part No.	Description	Plate No.	No. per Unit	Remarks
305566	HEADLAMP ASSEMBLY—INNER (AUSTRIA) (Main Beam)		2	
511598	Rim	AJ1	2	
511394	Screw, rim fixing	AJ2	6	
511608	Light unit	AJ3	2	
511600	Adaptor	AJ4	2	
Not serviced	Rim, seating	AJ5		
511601	Attachment set, seating rim	AJ6	2	
Not serviced	Body	AJ7		
511602	Gasket, lamp seating	AJ8	2	
305573	HEADLAMP ASSEMBLY—OUTER (AUSTRIA) (Main and Dip Beam)		2	
511598	Rim	AJ9	2	
511394	Screw, rim fixing	AJ10	6	
511613	Light unit	AJ11	2	
511611	Spring, retaining bulb		2	
510218	Bulb		2	
511600	Adaptor	AJ12	2	
Not serviced	Rim, seating	AJ13		
511601	Attachment set, seating rim	AJ14	2	
Not serviced	Body	AJ15		
511602	Gasket, lamp seating	AJ16	2	
305562	HEADLAMP ASSEMBLY—INNER (CONTINENTAL) (Main Beam)		2	
511598	Rim	AJ1	2	
511394	Screw, rim fixing	AJ2	6	
511599	Light unit	AJ3	2	
511600	Adaptor	AJ4	2	
Not serviced	Rim, seating	AJ5		
511601	Attachment set, seating rim	AJ6	2	
Not serviced	Body	AJ7		
511602	Gasket, lamp seating	AJ8	2	
305575	HEADLAMP ASSEMBLY—OUTER (CONTINENTAL) (Main and Dip Beam)		2	
511598	Rim	AJ9	2	
511394	Screw, rim fixing	AJ10	6	
511610	Light unit	AJ11	2	
511611	Spring, retaining bulb		2	
510218	Bulb		2	
511600	Adaptor	AJ12	2	
Not serviced	Rim, seating	AJ13		
511601	Attachment set, seating rim	AJ14	2	
Not serviced	Body	AJ15		
511602	Gasket, lamp seating	AJ16	2	

Note:—Items marked thus † are available on our Factory Exchange Unit Scheme



ELECTRICAL EQUIPMENT

Part No.	Description	Plate No.	No. per Unit	Remarks
305565	HEADLAMP ASSEMBLY—INNER (ITALY) (Main Beam)		2	
511598	Rim	AJ1	2	
511394	Screw, rim fixing	AJ2	6	
511605	Light unit	AJ3	2	
510218	Bulb		2	
511600	Adaptor	AJ4	2	
Not serviced	Rim, seating	AJ5		
511601	Attachment set, seating rim	AJ6	2	
Not serviced	Body	AJ7		
511602	Gasket, lamp seating	AJ8	2	
305572	HEADLAMP ASSEMBLY—OUTER (ITALY) (Main and Dip Beam)		2	
511598	Rim	AJ9	2	
511394	Screw, rim fixing	AJ10	6	
511604	Light unit	AJ11	2	
510218	Bulb		2	
511600	Adaptor	AJ12	2	
Not serviced	Rim, seating	AJ13		
511601	Attachment set, seating rim	AJ14	2	
Not serviced	Body	AJ15		
511602	Gasket, lamp seating	AJ16	2	
	HEADLAMP ATTACHMENT DETAILS			
YF7404	Screw		16	
FJ2444	Nut, spire		16	
WP0004	Washer		16	
	} Headlamps to body			
205526	FLASHER—SIDE LAMP		2	
505491	Rim	AJ17	2	
503561	Screw, rim fixing	AJ18	4	
503534	Washer, retaining screw	AJ19	4	
505492	Lens	AJ20	2	
122229	Gasket, rubber	AJ21	2	
506619	Interior, bulbholder, side lamp	AJ22	2	
508537	Interior, bulbholder, flasher	AJ23	2	
506620	Grommet, cable, side lamp	AJ24	2	
505856	Grommet, cable flasher	AJ25	2	
505854	Cover, bulb	AJ26	2	
59467	Bulb, side lamp	AJ27	2	
502379	Bulb, flasher	AJ28	2	

Note:—Items marked thus † are available on our Factory Exchange Unit Scheme

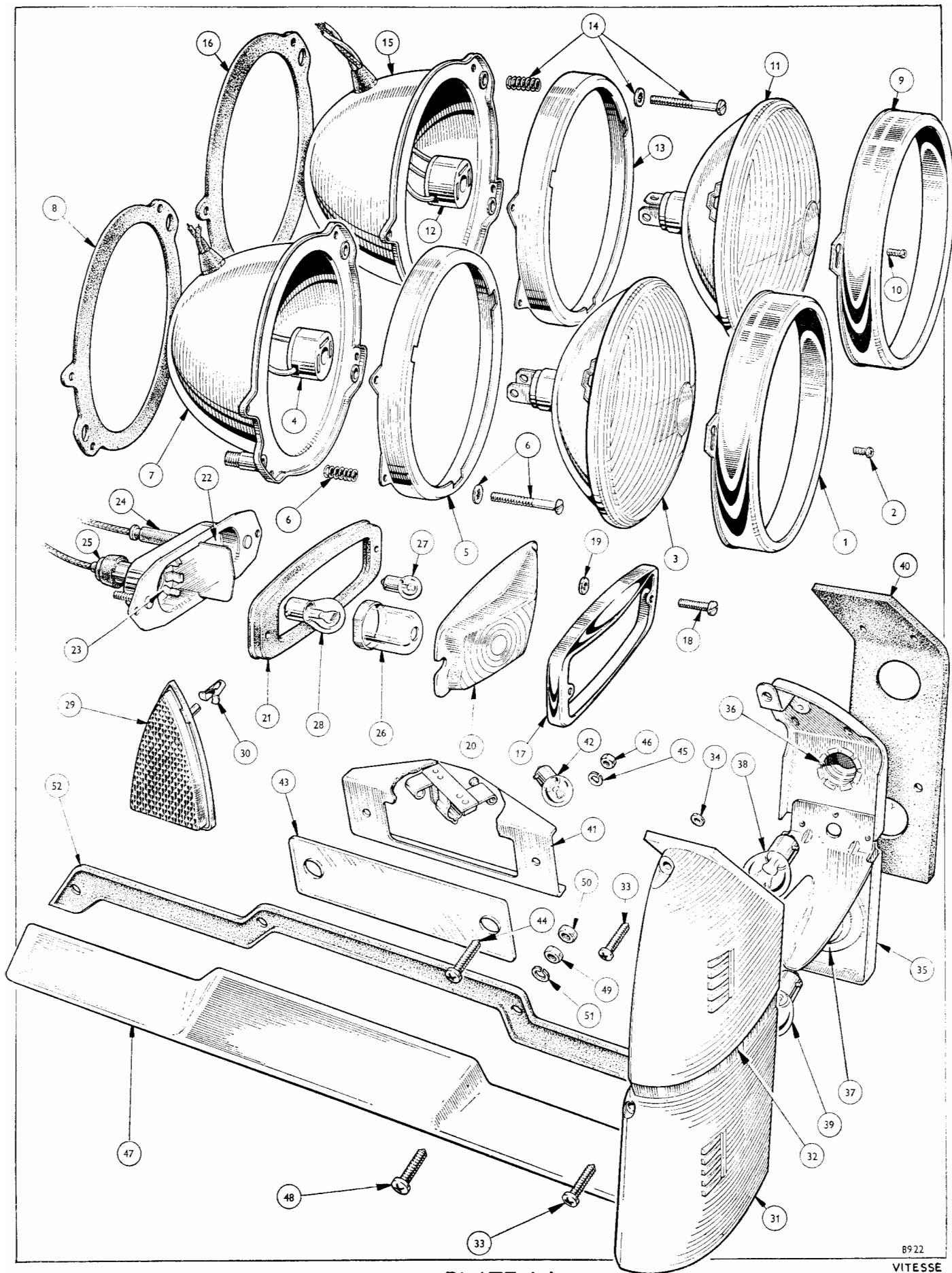


PLATE AJ

8922
VITESSE

ELECTRICAL EQUIPMENT

Part No.	Description	Plate No.	No. per Unit	Remarks
206977	FLASHER—SIDE LAMP (U.S.A. & CANADA ONLY)		2	Fitted up to Commission No. HB930 only Note: If fitted in pairs, may be used as an alternative to Flasher-Side Lamp 206540.
510756	Rim		2	
510757	Screw, rim fixing		4	
503534	Washer, retaining screw		2	
510758	Lens		2	
122229	Gasket		2	
508545	Interior, bulbholder		2	
502287	Bulb		2	
510759	Grommet, cable entry		2	
510760	Base		2	
HN2005	Nut, side lamp attachment		4	
WN0705	Washer, shakeproof		4	Fitted from Commission No. HB931 and future Note: If fitted in pairs, may be used as an alternative to Flasher-Side Lamp 206977.
504806	Sleeve, cable		2	
206540	FLASHER—SIDE LAMP (U.S.A. & CANADA ONLY)		2	
505491	Rim		2	
503561	Screw, rim fixing		4	
503534	Washer, retaining screw		4	
505492	Lens		2	
122229	Gasket, rubber		2	
506619	Interior, bulbholder, side lamp		2	
508537	Interior, bulbholder, flasher		2	
506620	Grommet, side lamp cable		2	
505856	Grommet, flasher lamp cable		2	Fitted up to Commission No. HB931 and future Note: If fitted in pairs, may be used as an alternative to Flasher-Side Lamp 206977.
59467	Bulb, side-lamp		2	
502379	Bulb, flasher lamp		2	
HN2005	Nut		4	
WN0705	Washer, shakeproof		4	
504806	Sleeve, cable		2	
121401	REFLEX UNIT	AJ29	2	
609710	Bush, spring, reflex unit to body	AJ30	4	
121400	LAMP ASSEMBLY, STOP, TAIL AND FLASHER		2	Fitted up to Commission No. only
508701	LAMP ASSEMBLY, STOP, TAIL AND FLASHER—RED LENS (U.S.A. & CANADA ONLY)		2	
508542	Lens	AJ31	2	
508890	Lens (red flasher)—U.S.A. and Canada only		2	
508544	Clip, lens joint		2	
508543	Screw, lens fixing	AJ33	4	
503534	Washer, screw retaining	AJ34	4	
Not serviced	Base assembly	AJ35		
508537	Interior, bulbholder, flasher	AJ36	2	
508545	Interior, bulbholder, stop-tail	AJ37	2	
502379	Bulb, flasher	AJ38	2	
502287	Bulb, stop-tail	AJ39	2	
508546	Gasket, lens seating	AJ40	2	

Note:—Items marked thus † are available on our Factory Exchange Unit Scheme

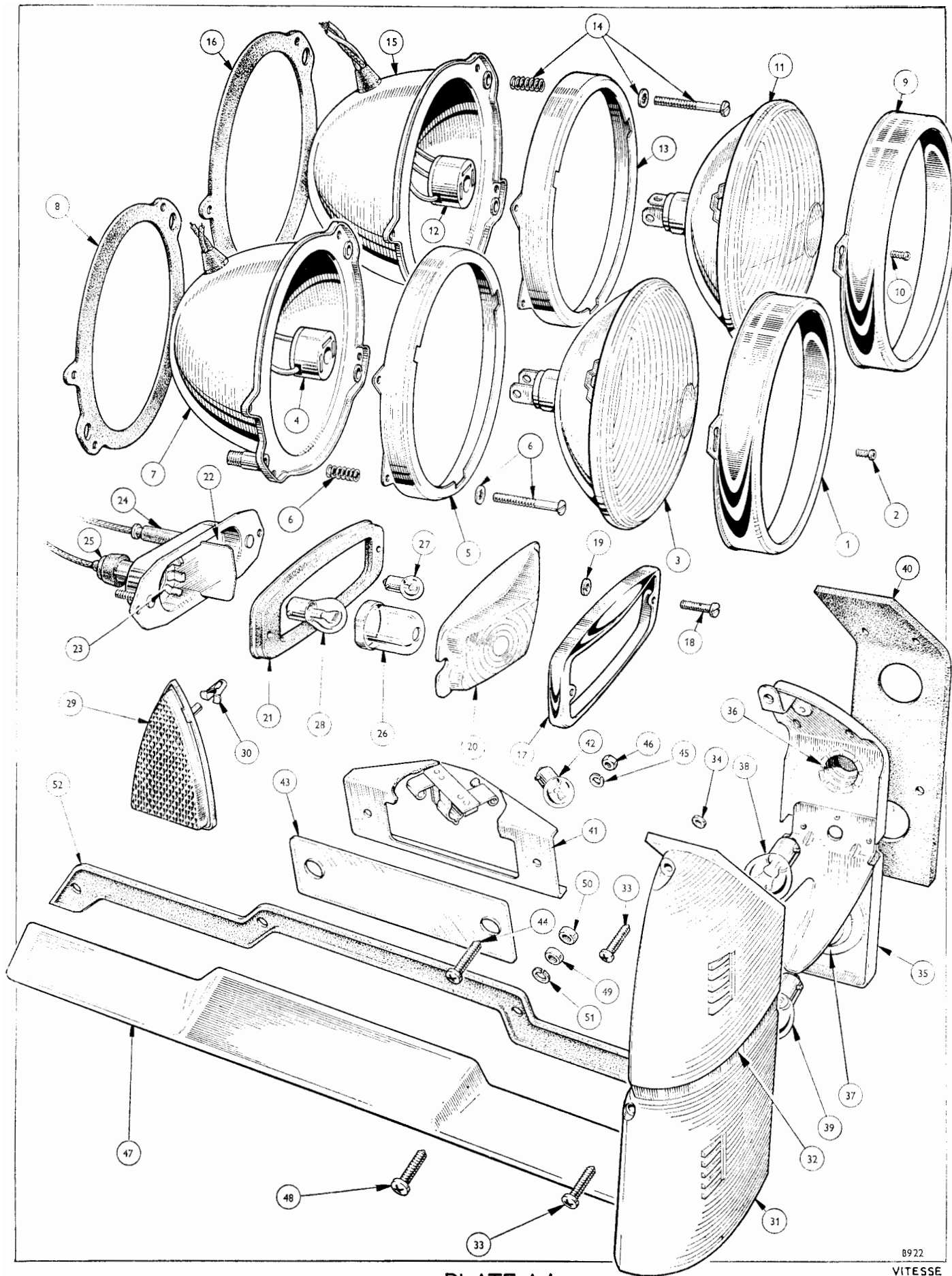


PLATE AJ

ELECTRICAL EQUIPMENT

Part No.	Description	Plate No.	No. per Unit	Remarks
212124	LAMP ASSEMBLY, STOP, TAIL AND FLASHER—AMBER LENS		2	Fitted from Commission No. and future
209499	LAMP ASSEMBLY, STOP, TAIL AND FLASHER—RED LENS (U.S.A. AND CANADA ONLY)		2	
514416	Lens, amber		2	
514417	Lens, red (U.S.A. and Canada only)		2	
508544	Clip, lens joint		2	
508543	Screw, lens fixing		4	
503534	Washer, screw retaining		4	
Not serviced	Base assembly			
510907	Interior, bulbholder, flasher		2	
508545	Interior, bulbholder, stop-tail		2	
502379	Bulb, flasher		2	
502287	Bulb, stop-tail		2	
605953	Sleeve, terminal		2	
514419	Washer, D.P. cable grip		2	
514420	Washer, S.P. cable grip		2	
514418	Gasket, lens seating		2	
YF7306	Screw, self-tapping		8	
YZ3404	Screw, self-tapping		8	
WP0004	Washer, plain		8	Alternative to YZ3404 Alternative to YF7306
FC2803	Nut, spire		8	
609710	Bush, spring		4	
128188	REFLECTOR (SWITZERLAND ONLY)		2	
612121	Plinth, reflector		2	
503627	Nut		2	
WE0605	Washer, lock		2	
506186	Screw, set		4	
WE0605	Washer, lock		4	
703829	REAR NUMBER PLATE LAMP	AJ41	1	
59467	Bulb	AJ42	1	
608051	Lens, rear number plate lamp	AJ43	1	
510239	Screw, set	AJ44	2	
WL0205	Washer, lock	AJ45	2	
HN2005	Nut	AJ46	2	
704789	Cowl, rear number plate lamp	AJ47	1	
PX0454	Screw, set	AJ48	4	
HN2054	Nut	AJ49	4	
HN2005	Nut	AJ50	4	
WL0204	Washer, lock	AJ51	4	
705211	Seal, rubber	AJ52	1	

Note:—Items marked thus † are available on our Factory Exchange Unit Scheme

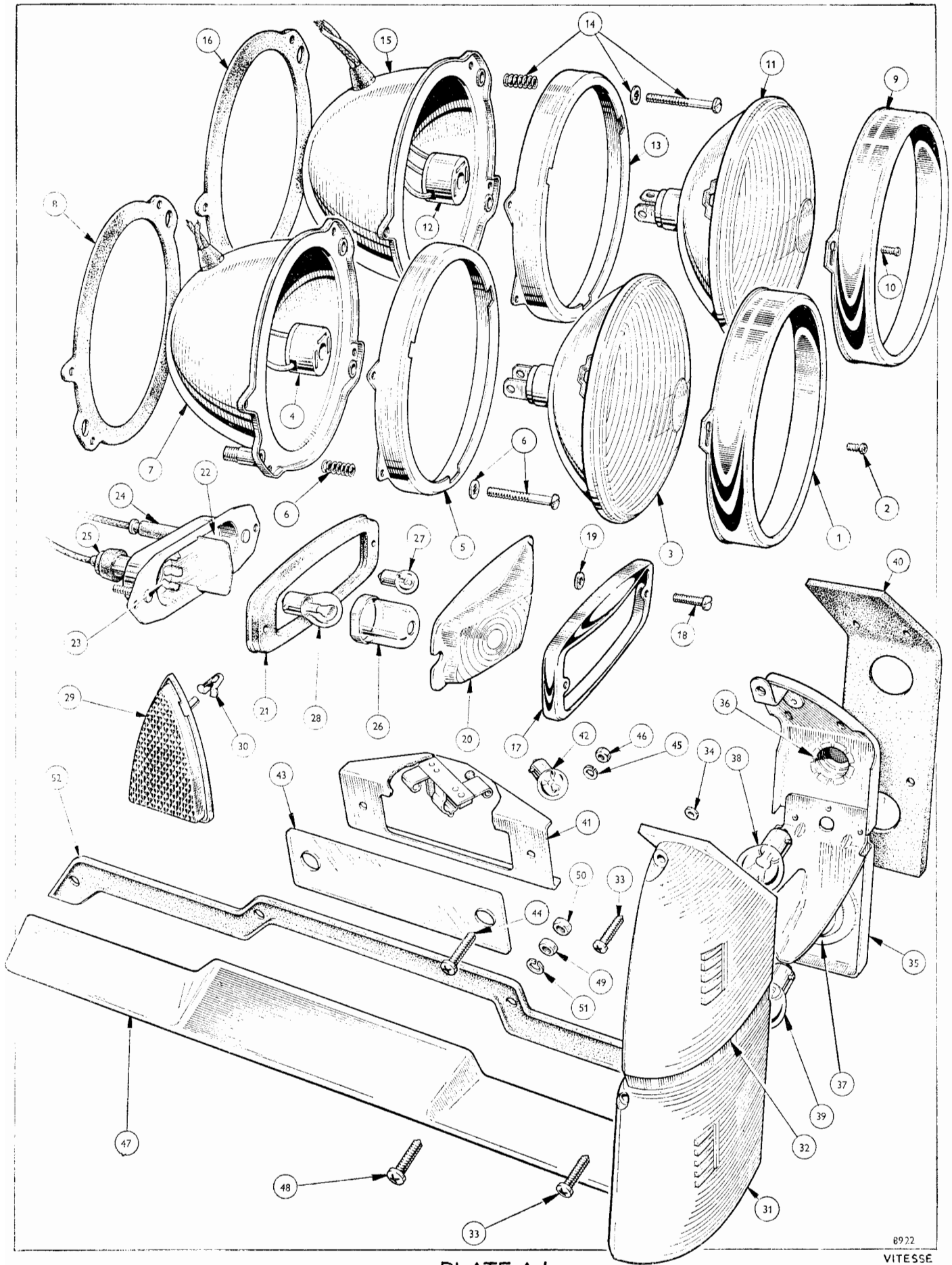


PLATE AJ

ELECTRICAL EQUIPMENT

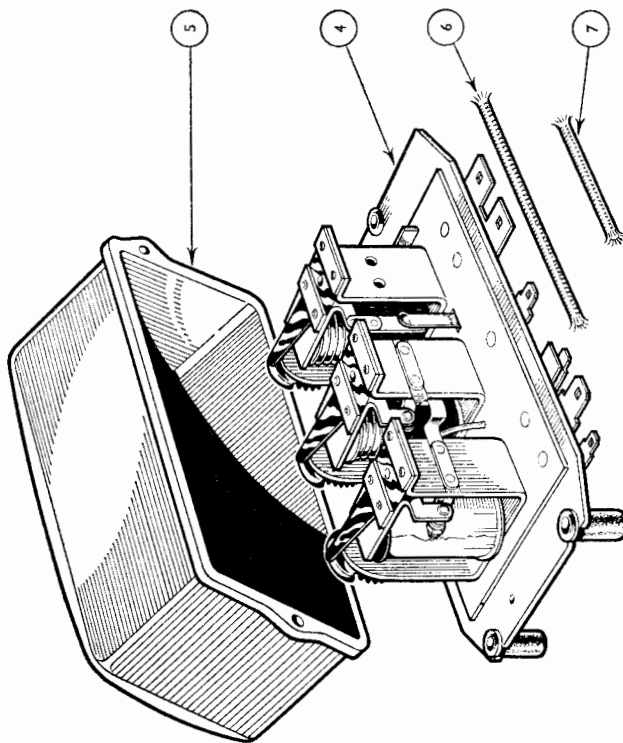
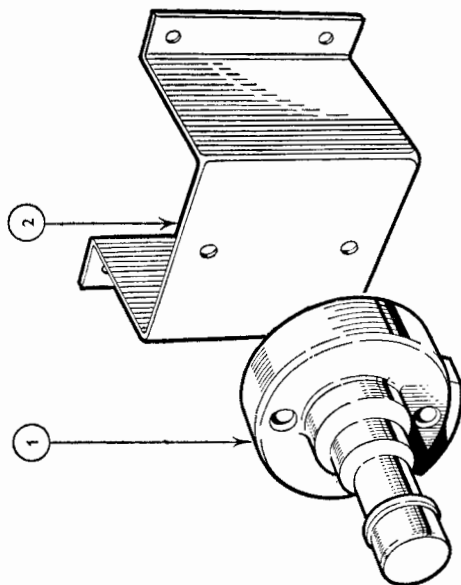
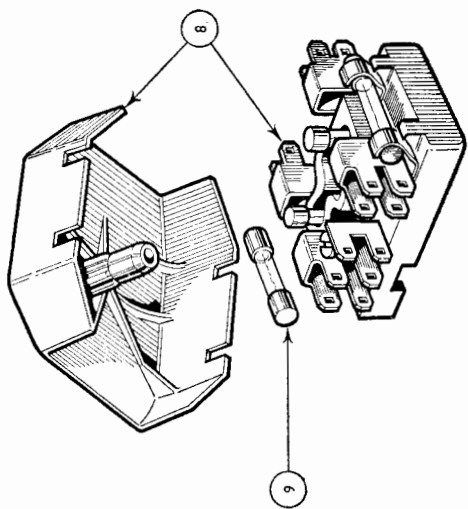
Part No.	Description	Plate No.	No. per Unit	Remarks
127916	REAR NUMBER PLATE LAMP (U.S.A. ONLY)		1	
500492	Glass , rear number plate lamp		1	
501436	Bulb		2	
509736	Nut , dome		1	
609680	Cowl assembly, number plate lamp		1	
607880	Seal , cowl, number plate lamp		1	
61917	Grommet		1	
WE0605	Washer , shakeproof, external		2	
HN2005	Nut	} Rear number plate lamp attachment	2	
WN0705	Washer , shakeproof		2	
610126	FACIA LAMP ASSEMBLY		1	} Alternative to 611769 listed below
612158	Plate , cover, facia lamp		1	
508977	Bulb , amber 12 v. 6 w.		1	
YF7304	Screw , self-tapping (Alternative to YZ3304)	} Facia lamp attachment	2	
YZ3304	Screw , self-tapping (Alternative to YF7304)		2	
FU2543	Nut , spire		2	
611769	FACIA LAMP ASSEMBLY		1	} Alternative to 610126 listed above
612158	Plate , cover, facia lamp		1	
508977	Bulb , facia lamp		1	
564801	Bush	} Lamp attachment	2	
566783	Peg , locking		2	
606241	COURTESY LIGHT SWITCH		2	Alternative to 606242
606242	COURTESY LIGHT SWITCH		2	Alternative to 606241
604291	ROOF LAMP ASSEMBLY		1	
502356	Lens , roof lamp		1	
508977	Bulb		1	
503702	Screw	} Roof lamp to mounting bracket	2	
FU2543	Nut , spire		2	

Note:—Items marked thus † are available on our Factory Exchange Unit Scheme

ELECTRICAL EQUIPMENT

Part No.	Description	Plate No.	No. per Unit	Remarks
122759	FOOT DIPPER SWITCH (FOR U.S.A. ONLY)	AK1	1	Fitted up to Commission No. only
137630	FOOT DIPPER SWITCH (FOR U.S.A. ONLY)		1	Fitted from Commission No. and future
608595	Bracket, foot dipper switch—For U.S.A. only	AK2	1	
YF7504	Screw, self-tapping		4	
WP0156	Washer, plain		4	
610177	Washer, rubber		4	
FU2585/9	Nut, fix		4	
YF7528	Screw, self-tapping		2	Fitted up to Commission No. only
PX0504	Screw		2	Fitted from Commission No. and future
FN2045	Nut, fix		2	
122779	STOP-LIGHT SWITCH (Fitted in Five-Way Connection)	AK3	1	} Fitted up to Commission No. HB7578 only
122780	Gasket, on switch		1	
132569	STOP-LIGHT SWITCH (Fitted in Five-Way Connection)		1	} Fitted from Commission No. HB7579 up to HB15000 only
107072	Gasket, on switch		1	
139529	STOP-LIGHT SWITCH (Fitted on Brake Pedal Mounting Bracket)		1	} Fitted from Commission No. HB15001 and future
WN0711	Washer, shakeproof		1	
JN2111	Nut		1	
208952	†CONTROL BOX	AK4	1	
511585	Cover	AK5	1	
511586	Resistance, swamp, 55 ohms	AK6	1	
511587	Resistance, points, 60 ohms	AK7	1	
510975	Screw		3	
503627	Nut		3	
505260	Washer, lock		3	
125189	FUSE BOX (U.S.A. ONLY)	AK8	1	
58465	Fuse (2 fitted and 2 spares)	AK9	4	
FC2805/9	Nut		1	
YA0507	Screw, set		1	
YA0305	Screw, Parker Kalon		1	

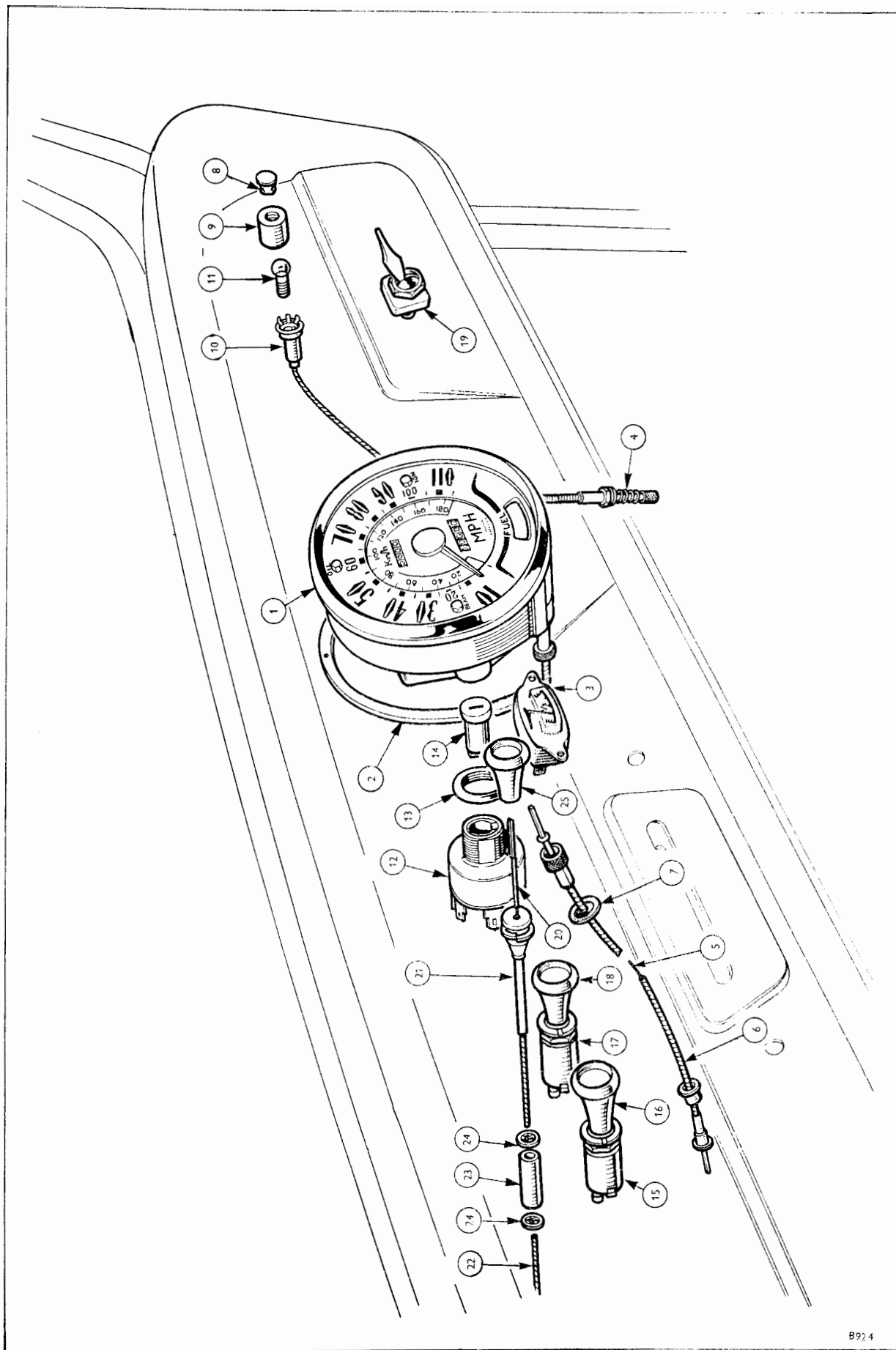
Note:—Items marked thus † are available on our Factory Exchange Unit Scheme



ELECTRICAL EQUIPMENT

Part No.	Description	Plate No.	No. per Unit	Remarks
116011	BATTERY—12 V. 38 AMP. HOUR		1	
505446	BATTERY—SEALED (EXPORT)		1	
116012	BATTERY—DRY (EXPORT)		1	
	Note:—For Battery Attachment Details—see Body Section			
133037	Body harness—Saloon		1	
123451	Body harness—Convertible		1	
123602	Earth, tail lamp		2	
59813	Screw, self-tapping, battery leads to battery		2	
WN0703	Washer, shakeproof, stop/tail lamp		2	
60527	Cleat, cable		3	
503213	Sleeve		3	
305622	MAIN HARNESS		1	Fitted up to Commission No. HB7371 (R.H.S.) and HB7463 (L.H.S.) only
305782	MAIN HARNESS		1	Fitted from Commission No. HB7372 (R.H.S.) and HB7464 (L.H.S.) up to HB15000 only
305523	MAIN HARNESS (U.S.A. ONLY)		1	Fitted up to Commission No. HB15000 only
306768	MAIN HARNESS		1	} Fitted from Commission No. HB15001 and future
306767	MAIN HARNESS (U.S.A. ONLY)		1	
125469	Clip, cable, harness to bonnet hinge tube		2	
508730	Clip, cable, horn leads to valance		2	
508726	Clip, cable, temp. transmitter lead to dynamo bracket (U.S.A. and Canada only)		1	
134301	Lead, earth, steering rack housing to chassis		1	
	ENGINE LEADS			
511109	Lead, starter to solenoid		1	
507900	Lead, battery to earth		1	
133233	Lead, engine to earth		1	
511110	Lead, neg., battery to solenoid—R.H.S.		1	
507903	Lead, neg., battery to solenoid—L.H.S.		1	
125957	Lead, coil to distributor—L/T		1	
HU0804	Setscrew		1	} Battery earth to gusset, panel dash side
WE0608	Washer, shakeproof		1	
115706	Boot, rubber, starter solenoid		1	

Note:—Items marked thus † are available on our Factory Exchange Unit Scheme



B924

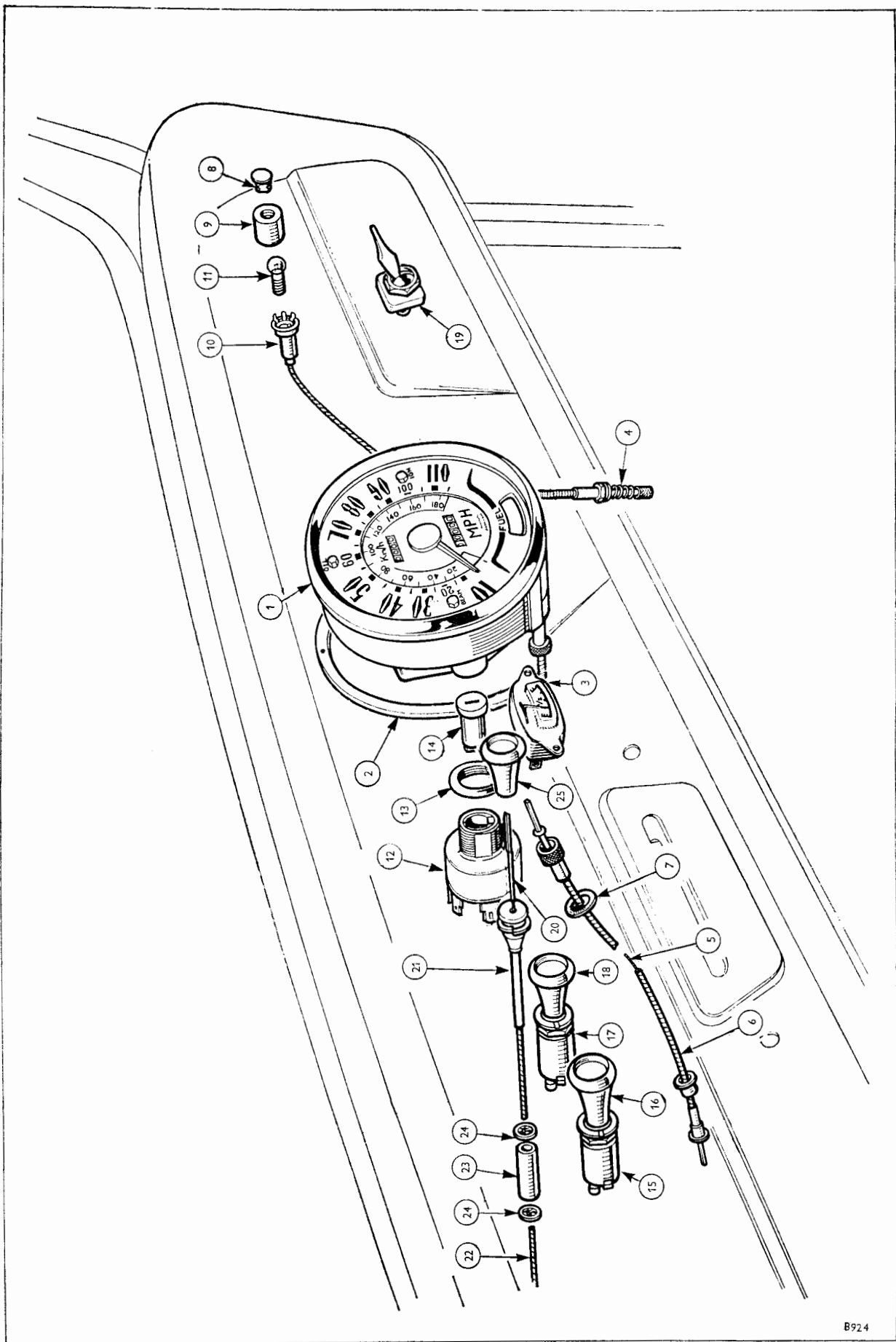
PLATE AL

VITESSE

ELECTRICAL EQUIPMENT

Part No.	Description	Plate No.	No. per Unit	Remarks
209036	† SPEEDOMETER—MILE	AL1	1	} Fitted up to Commission No. No. HB15000 only
209037	† SPEEDOMETER—KILO		1	
608499	Ring , reinforcement, speedo to facia	AL2	1	
211403	† SPEEDOMETER—MILE		1	} Fitted from Commission No. HB15001 and future
211404	† SPEEDOMETER—KILO		1	
608501	Ring , reinforcement, speedo to facia		1	
131437	† FUEL GAUGE	AL3	1	Fitted up to Commission No. HB15000 only
131438	† FUEL GAUGE		1	} Fitted from Commission No. HB15001 and future
608490	Ring , reinforcement, fuel gauge to facia		1	
209543	† REV. COUNTER		1	} Fitted from Commission No. HB15001 and future
608501	Ring , reinforcement, rev.		1	
59492	Bulb , instrument illumination		6	
Ignition, Main Beam, Oil Pressure Warning and Panel Illumination Lamp Tubes are incorporated in the above Speedo, Fuel Gauge and Rev. Counter Assemblies				
120580	Trip , reset, flexible	AL4	1	
SPEEDOMETER CABLE ASSEMBLY				
504621/I	Cable , inner	AL5	1	
504621/O	Cable , outer	AL6	1	
602037	Grommet , fitted to cable	AL7	1	
601847	Bracket , speedo cable—R.H.S.		1	
125905	Bracket , speedo cable—L.H.S.		1	
614690	Clip , cable		2	
REV. COUNTER CABLE ASSEMBLY				
139567/I	Cable , rev. counter—R.H.S.		1	} Fitted from Commission No. HB15001 to Body No. HBD10362 only
138316/I	Cable , rev. counter—L.H.S.		1	
139567/O	Cable , rev. counter—R.H.S.		1	
138316/O	Cable , rev. counter—L.H.S.		1	
140136/O	Cable , rev. counter—outer		1	} Fitted from Body No. HBD10363 and future
140136/I	Cable , rev. counter—inner		1	
602037	Grommet , rev. counter		1	
131439	TEMPERATURE GAUGE		1	} U.S.A. only up to Commission No. HB15000. For all countries from commission No. HB15001 and future
608490	Ring , reinforcement		1	
121997	Temperature transmitter		1	
126022	Bulbholder and cable , temperature gauge		1	
59492	Bulb , temperature gauge		1	
126019	Cable , temperature gauge to temperature transmitter		1	
131144	Cable , fuel gauge to temperature gauge		1	
126264	Cable , earth, temperature and oil gauge		2	
138669	Lead , extension, temperature transmitter		1	

Note:—Items marked thus † are available on our Factory Exchange Unit Scheme



B924

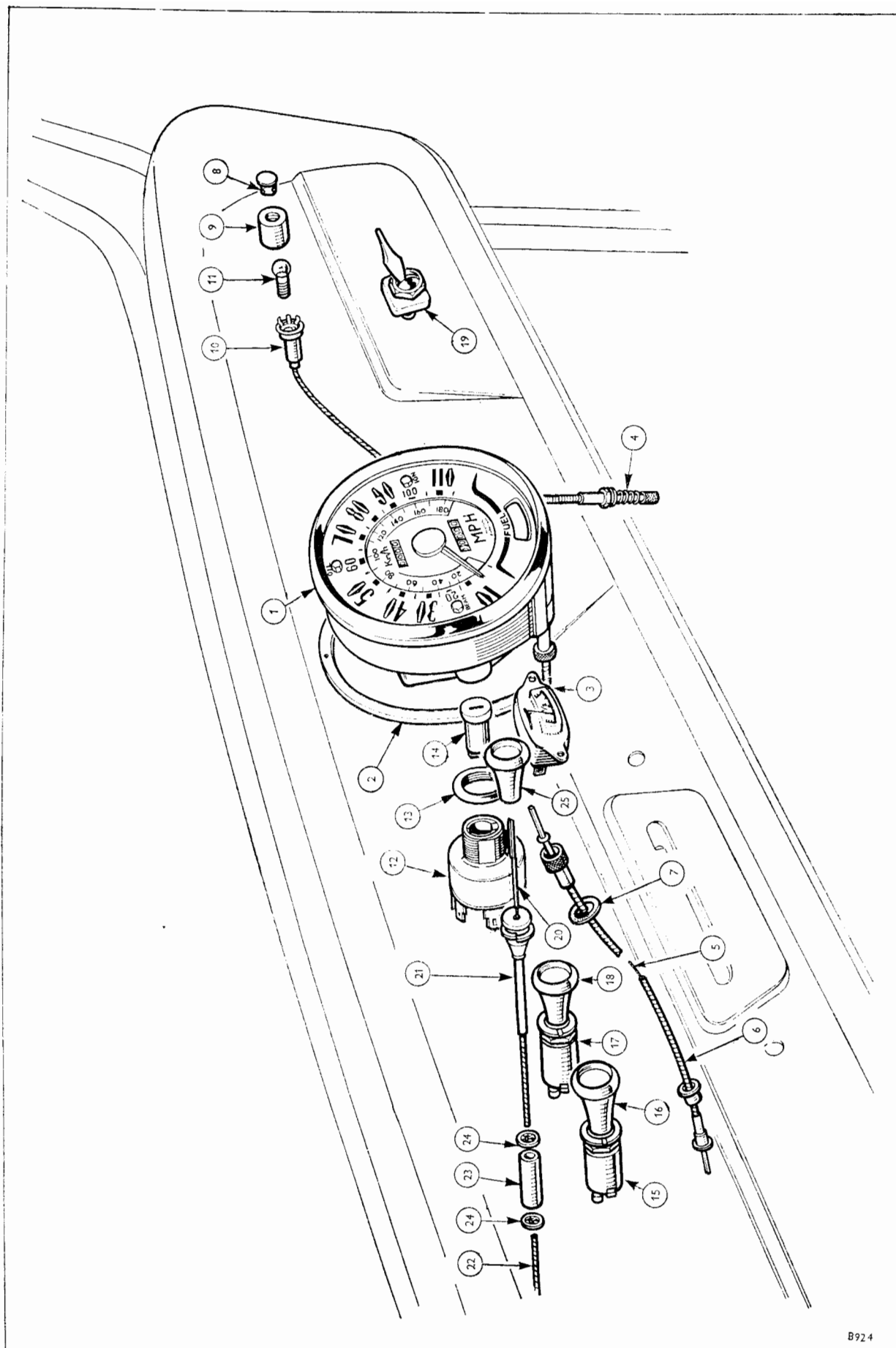
PLATE AL

VITESSE

ELECTRICAL EQUIPMENT

Part No.	Description	Plate No.	No. per Unit	Remarks
119616	FLASHER WARNING LIGHT		1	
508138	Window	AL8	1	
508137	Shade	AL9	1	
508139	Holder, bulb	AL10	1	
59492	Bulb, warning light	AL11	1	
132135	IGNITION STARTER SWITCH AND STEERING COLUMN LOCKING DEVICE		1	Germany only
127651	IGNITION AND STARTER SWITCH	AL12	1	
507032	Bezel	AL13	1	Fitted up to Commission No. HB15000 only
609793	Bezel		1	Fitted from Commission No. No. HB15001 and future
128087	Washer		1	
616046	Washer, P.V.C.		1	
554217	Barrel, ignition locking	AL14	1	
107285	WINDSCREEN WIPER SWITCH	AL15	1	Fitted up to Commission No. HB15000 only
704875	Knob	AL16	1	
610573	Clip, securing knob lens		1	
130544	WINDSCREEN WIPER SWITCH		1	Fitted from Commission No. HB15001 and future
704875	Knob		1	
610573	Clip, securing knob lens		1	
59445	Washer, rubber		1	
609933	Bezel		1	
616045	Washer, P.V.C.		1	
502884	Nut		1	
130545	Washer		1	
	PANEL LIGHT SWITCH AND KNOB (U.S.A. ONLY)			
107285	Switch		1	Fitted up to Commission No. HB15000 only
704879	Knob		1	
610573	Clip, securing knob lens		1	
WM0060	Washer, medium		1	
139564	Switch, panel light		1	Fitted from Commission No. HB15001 and future
704879	Knob		1	
610573	Clip, securing knob lens		1	
59445	Washer, rubber, fitted in knob		1	
609795	Bezel, switch		1	
139566	Nut		1	
128088	Washer		1	
616049	Washer, P.V.C.		1	
	} Switch attachment			

Note:—Items marked thus † are available on our Factory Exchange Unit Scheme



B924

PLATE AL

VITESSE

ELECTRICAL EQUIPMENT

Part No.	Description	Plate No.	No. per Unit	Remarks
LIGHTING AND ILLUMINATION				
MASTER SWITCH AND KNOB				
125245	Switch	AL17	1	Fitted up to Commission No. HB15000 only
704877	Knob	AL18	1	
610573	Clip, securing knob lens		1	
131812	Switch		1	Fitted from Commission No. HB15001 and future
704877	Knob		1	
610573	Clip, securing knob		1	
59445	Washer, rubber, fitted in knob		1	
610685	Bezel, switch		1	
128089	Washer		1	
616049	Washer, P.V.C. } Between switch and facia		1	
131273	HEATER SWITCH—TOGGLE	AL19	1	Fitted up to Commission No. HB15000 only
139536	HEATER SWITCH—TOGGLE		1	Fitted from Commission No. HB15001 and future
CHOKE CONTROL AND KNOB				
401463	Cable, inner	AL20	1	Fitted up to Commission No. HB15000 only
401458	Cable, outer, primary	AL21	1	
401464	Cable, outer, secondary	AL22	1	
401831	Cable, inner		1	Fitted from Commission No. HB15001 up to only
401832	Cable, outer, primary		1	
401833	Cable, outer, secondary		1	
401835	Cable, inner		1	
401836	Cable, outer, primary		1	
401833	Cable, outer, secondary		1	
402339	Cable, inner		1	Fitted from Commission No. and future
402337	Cable, outer, primary		1	
401816	Cable, outer, secondary		1	
402341	Cable, inner		1	
402340	Cable, outer, primary		1	
401816	Cable, outer, secondary		1	
117400	Sleeve, connecting	AL23	1	Fitted from Commission No. HB15001 and future
FX3203	Clip, locking	AL24	2	
704873	Knob	AL25	1	
610573	Clip, securing knob		1	Fitted from Commission No. HB15001 and future
616050	Washer, P.V.C.		1	
61917	Grommet, choke cable		2	

Note:—Items marked thus † are available on our Factory Exchange Unit Scheme

BODY AND FITTINGS

Part No.	Description	Plate No.	No. per Unit	Remarks
568042	BODY COMPLETE PAINTED AND TRIMMED—SALOON		1	
568044	BODY COMPLETE PAINTED AND TRIMMED—CONVERTIBLE		1	
569036	BODY COMPLETE PAINTED AND TRIMMED (LESS SEATS) (SUNSHINE ROOF CONDITION)		1	} Special Orders
569037	BODY COMPLETE PAINTED AND TRIMMED (INCLUDING SEATS) (SUNSHINE ROOF CONDITION) Less the following items. Facia Panel, Facia Ash Trays, Cubby Box, Steering Column, Brackets and Cowl, Driving Mirror, Sun Visor, Heater, Bumper Overriders, Frontal Grille, Bonnet Medallion, Name Plate, Front Floor Mats or Carpets, Door Tread Plates, Blanking Plugs, Clips and Grommets.		1	
568041	BODY SHELL, PRIME FINISH—SALOON		1	
569034	BODY SHELL, PRIME FINISH (SUNSHINE ROOF)		1	
568043	BODY SHELL, PRIME FINISH—CONVERTIBLE Comprising: Body, Bonnet, Doors, Trunk Lid and Chassis Frame.		1	
903104	BONNET ASSEMBLY	AM1	1	Fitted up to Commission No. only
903319	BONNET ASSEMBLY		1	Fitted from Commission No. and future
902981	DASH AND WINDSCREEN ASSEMBLY—R.H.S. (SALOON)	AM2	1	} Fitted up to Commission No. only
902973	DASH AND WINDSCREEN ASSEMBLY—R.H.S. (CONVERTIBLE)		1	
902982	DASH AND WINDSCREEN ASSEMBLY—L.H.S. (SALOON)		1	
902974	DASH AND WINDSCREEN ASSEMBLY—L.H.S. (CONVERTIBLE)		1	

Note:—Items marked thus † are available on our Factory Exchange Unit Scheme

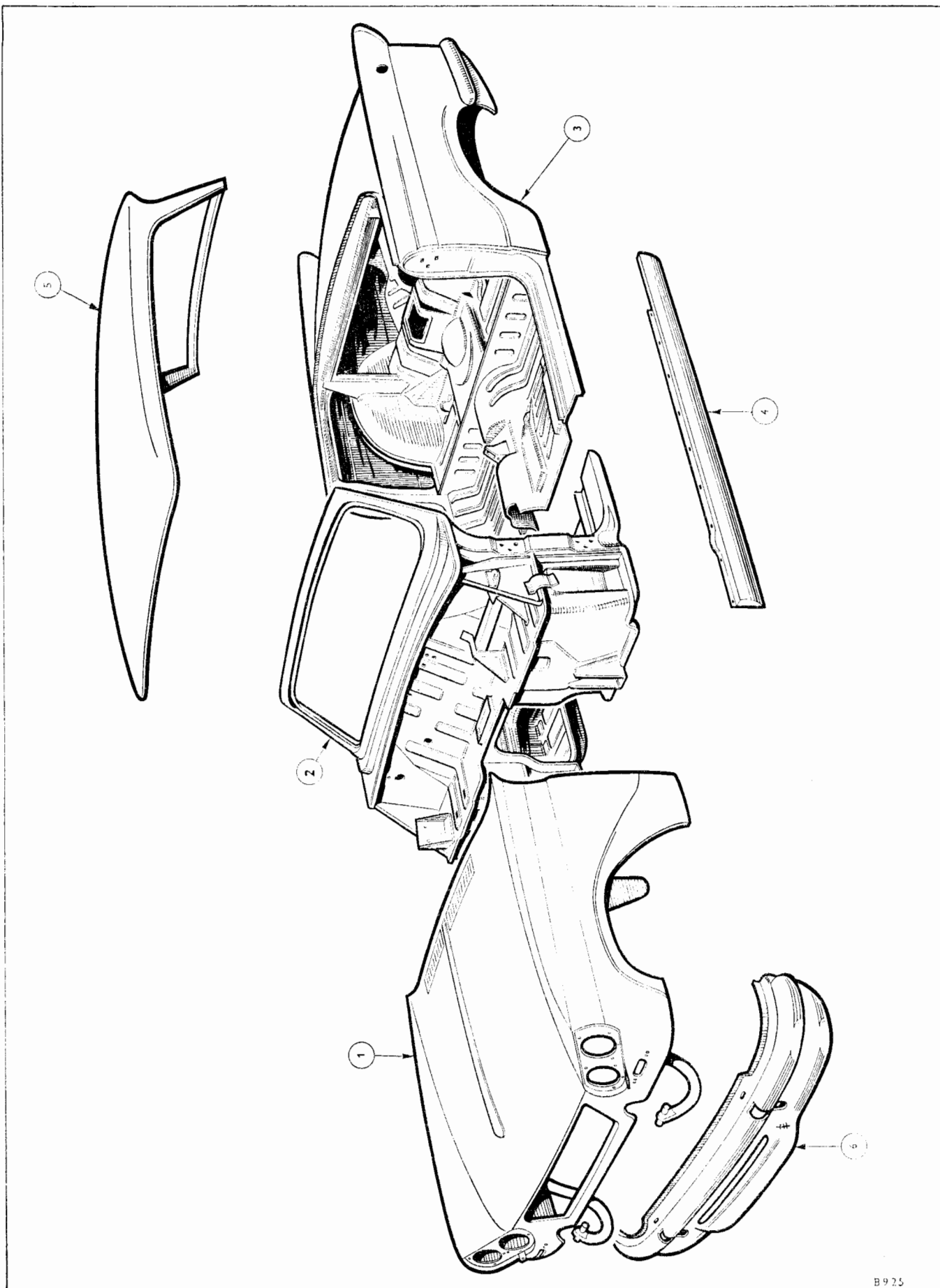


PLATE AM

B925

VITESSE

BODY AND FITTINGS

Part No.	Description	Plate No.	No. per Unit	Remarks
BODY—continued				
903314	DASH AND WINDSCREEN ASSEMBLY— R.H.S. (SALOON)		1	Fitted from Commission No. up to Body No. HBC2255 and HBD2538 only
903316	DASH AND WINDSCREEN ASSEMBLY— R.H.S. (CONVERTIBLE)		1	
903313	DASH AND WINDSCREEN ASSEMBLY— L.H.S. (SALOON)		1	
903315	DASH AND WINDSCREEN ASSEMBLY— L.H.S. (CONVERTIBLE)		1	
569043	DASH AND WINDSCREEN ASSEMBLY R.H.S. (SALOON)		1	Fitted from Body No. HBC2256 and HBD2539 and future
569045	DASH AND WINDSCREEN ASSEMBLY R.H.S. (CONVERTIBLE)		1	
569042	DASH AND WINDSCREEN ASSEMBLY L.H.S. (SALOON)		1	
569044	DASH AND WINDSCREEN ASSEMBLY L.H.S. (CONVERTIBLE)		1	
903194	REAR END COMPLETE ASSEMBLY (LESS TRUNK LID)—SALOON	AM3	1	
903195	REAR END COMPLETE ASSEMBLY (LESS TRUNK LID)—CONVERTIBLE		1	
803071	SILL ASSEMBLY—R.H.		1	
803070	SILL ASSEMBLY—L.H.	AM4	1	
903083	ROOF PANEL ASSEMBLY—SALOON	AM5	1	
806600	FRONT VALANCE ASSEMBLY	AM6	1	

Note:—Items marked thus † are available on our Factory Exchange Unit Scheme

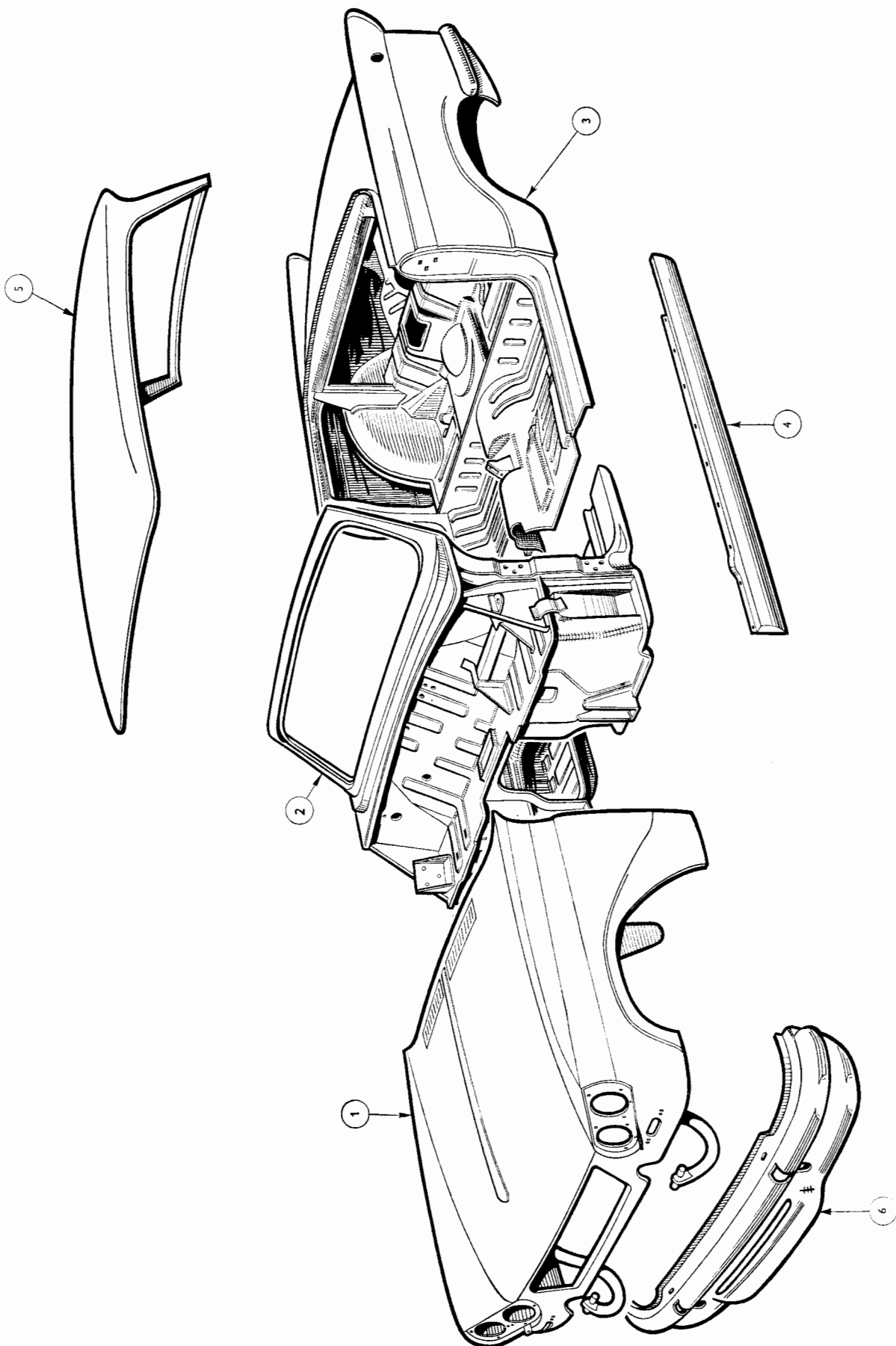


PLATE AM

B 925

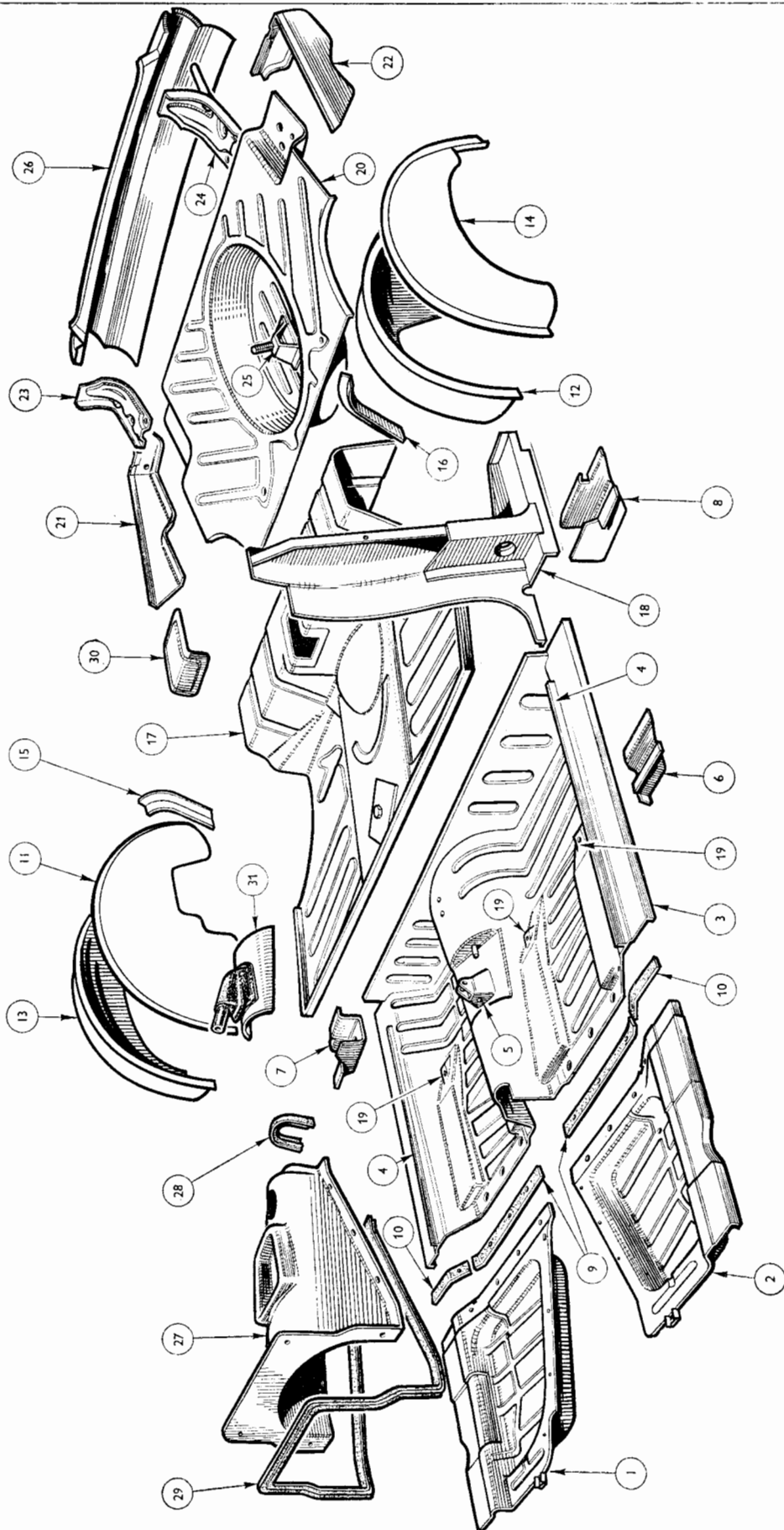
VITESSE

BODY AND FITTINGS

Part No.	Description	Plate No.	No. per Unit	Remarks
BODY MOUNTING DETAILS				
607708	Plate assembly, 'B' post mounting		2	
105002	Washer, plain, under plate assembly		2	
609291	Anchor plate assembly, mounting bracket, floor		2	
607931	Anchor plate assembly, mounting bracket, floor		4	
608836	Pad, mounting		A/R	
HU0808D	Setscrew		2	
WM0058	Washer, plain		2	
HB0826D	Bolt		8	
WP0008	Washer, plain		8	
613178	Packing, aluminium		2	
HB0910	Bolt		2	
WM0075	Washer, plain		2	
WQ0309	Washer, lock		2	
608269	Pad, mounting		2	
WP0160	Washer, plain		6	
YT3711	Screw		6	
BT7822	Screw		6	
HU0811	Screw		4	
WP0160	Washer, plain		2	
105002	Washer, plain		4	
609824	Tube, distance, body mounting pad		4	
CD26326	Block, mounting		A/R	
610558	Packing, body mounting		A/R	
HB0826P	Bolt		8	
WP0008	Washer, plain		8	
WP0160	Washer, plain		4	
611865	Anchor plate, mounting bracket, floor		4	
611866	Anchor plate, mounting bracket, floor—Rear		2	

} Heavy Duty

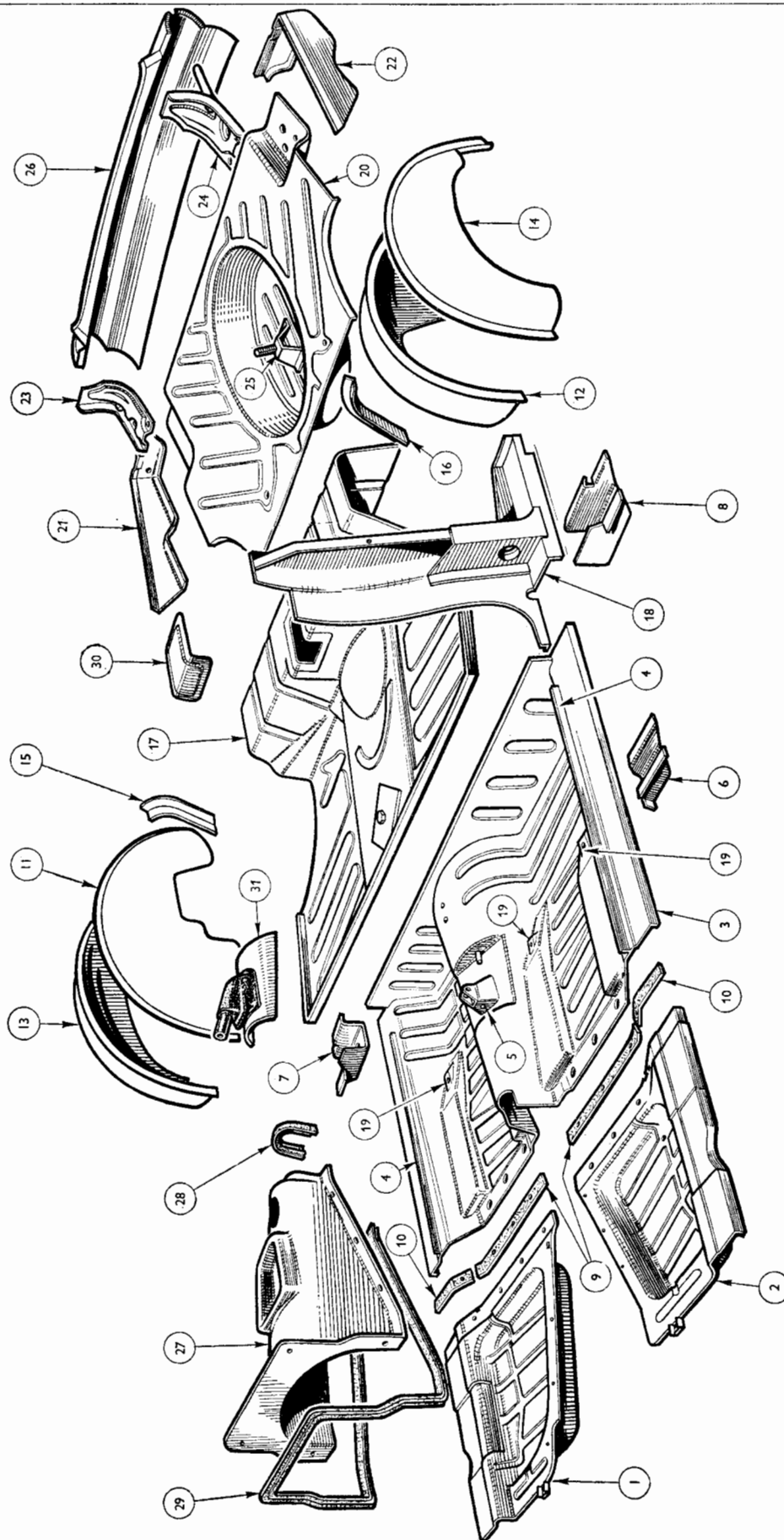
Note:—Items marked thus † are available on our Factory Exchange Unit Scheme



BODY AND FITTINGS

Part No.	Description	Plate No.	No. per Unit	Remarks
FLOOR PANEL DETAILS				
806269	Floor assembly, front—R.H.—R.H.S.	AN1	1	
806262	Floor assembly, front—L.H.—R.H.S.		1	
806263	Floor assembly, front—L.H.—L.H.S.	AN2	1	
806270	Floor assembly, front—R.H.—L.H.S.		1	
903187	Floor assembly, rear—Saloon	AN3	1	
903189	Floor assembly, rear—Convertible		1	
607670	Support, angle, rear door seal	AN4	2	Fitted up to Body No. only
708548	Support, angle, rear door seal—L.H.		1	} Fitted from Body No. and future
708549	Support, angle, rear door seal—R.H.		1	
121765	Bracket, fulcrum, handbrake lever	AN5	1	
607655	Bracket, mounting, rear floor	AN6	2	
703626	Bracket, mounting, 'B' post—R.H.	AN7	1	
703625	Bracket, mounting, 'B' post—L.H.	AN8	1	
612073	Plate, tapped, safety harness fixing		2	
608268	Strip, sealing	AN9	2	
YH8604	Screw, S/T		2	
WP0117	Washer, plain		2	
FU2566	Nut, fix		2	
608695	Sealing, strip	AN10	2	
705788	Panel, wheelarch, inner—R.H.	AN11	1	
705787	Panel, wheelarch, inner—L.H.	AN12	1	
802846	Panel, wheelarch, outer—R.H.	AN13	1	
802845	Panel, wheelarch, outer—L.H.	AN14	1	
608351	Support angle, squab side—R.H.	AN15	1	
608350	Support angle, squab side—L.H.	AN16	1	
607868	Bracket, support—millboard		2	
607669	Bracket, petrol tank, forward, upper		1	
607668	Bracket, petrol tank, forward, lower		1	
806692	Seat pan assembly—Saloon	AN17	1	
806694	Seat pan assembly—Convertible		1	
612295	Bracket, support, rear seat pan		2	
608049	Reinforcement, fulcrum bracket		1	
121762	Bracket, fulcrum assembly, relay lever		1	
805438	Panel, inner, assembly, 'B' post—R.H.	AN18	1	
805437	Panel, inner, assembly, 'B' post—L.H.		1	
703592	Panel, side, rear seat pan—R.H.		1	
703591	Panel, side, rear seat pan—L.H.		1	
608201	Bracket support assembly, seat	AN19	4	
607826	Bracket support, rear, floor		1	
903181	Floor assembly, luggage	AN20	1	
804612	Panel, luggage, floor, side—R.H.	AN21	1	
804611	Panel, luggage, floor, side—L.H.	AN22	1	
703806	Bracket, mounting, assembly, rear luggage floor—R.H.	AN23	1	
703805	Bracket, mounting, assembly, rear luggage floor—L.H.	AN24	1	
607863	Bracket assembly, spare wheel mounting	AN25	1	

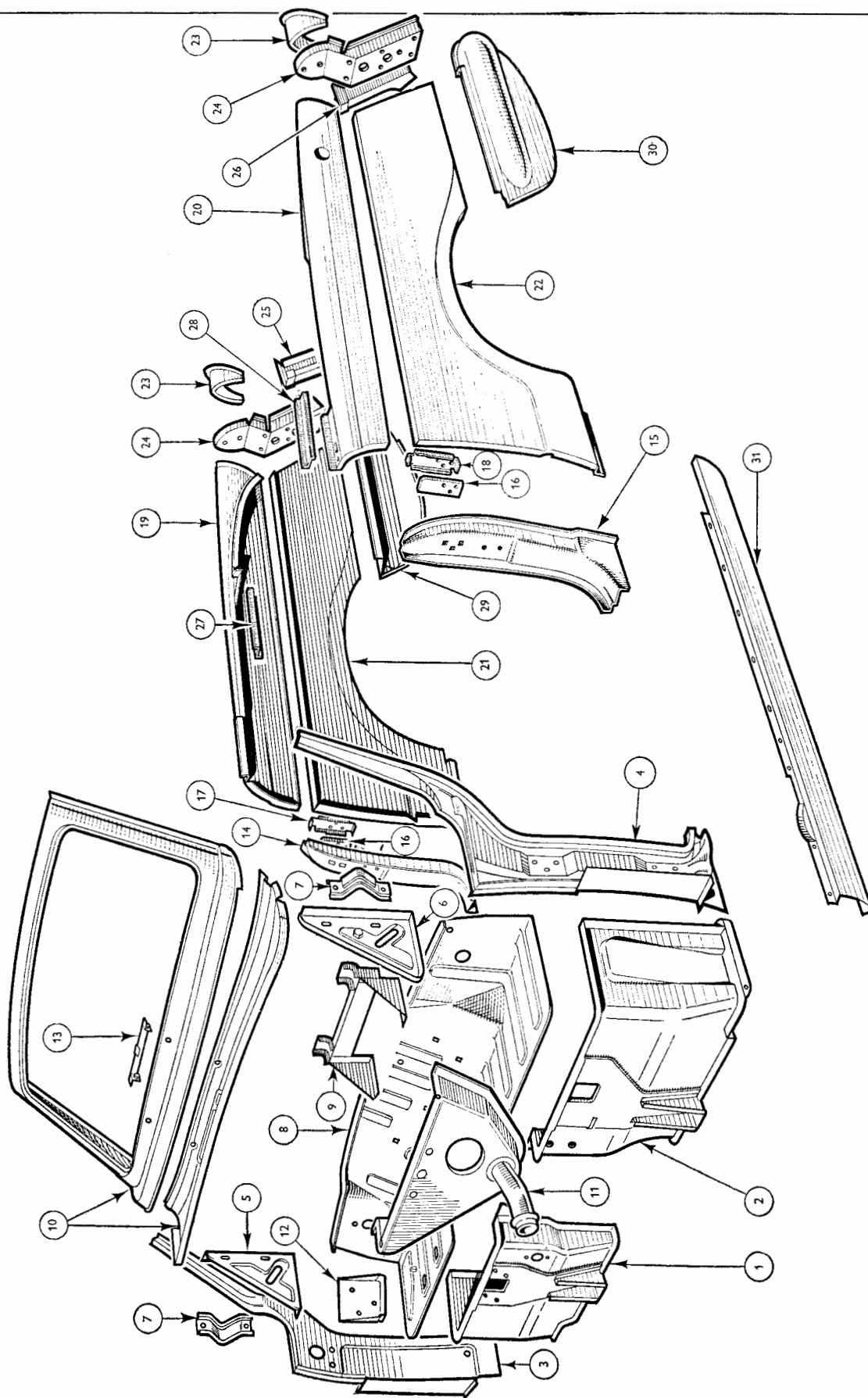
Note:—Items marked thus † are available on our Factory Exchange Unit Scheme



BODY AND FITTINGS

Part No.	Description	Plate No.	No. per Unit	Remarks
FLOOR PANEL DETAILS—continued				
704300	Cover, panel, spare wheel		1	
609113	Grommet, spare wheel cover		3	
113087	Nut, wheel, spare wheel mounting		1	
902268	Panel, rear valance assembly, centre	AN26	1	
557922	Rivet, Imex, valance to spare wheel panel		2	
HU0703	Screw, set		6	
WP0035	Washer, plain	}	6	Rear valance centre panel to rear floor
WL0207	Washer, lock		6	
HN2007	Nut		6	
704283	Gusset, heelboard, 'B' post—R.H.		1	
704282	Gusset, heelboard, 'B' post—L.H.		1	
706121	Cover, gearbox, assembly	AN27	1	Fitted up to Body No. HBD12759 only
708506	Cover, gearbox, assembly		1	}
708499	Deflector plate, heater (Riveted to gearbox cover)		1	
554407	Rivet	}	2	
509563	Washer		2	Fitted from Body No. HBD12760 and future
608815	Plate, fixing, radio		1	
YZ3504	Screw, s/tapping	}	2	Fixing plate radio to gearbox cover
YZ3303	Screw, s/tapping		1	
WP0005	Washer, plain		2	
FU2549/4	Nut, fix		3	
806357	Pad assembly, sound insulation, gearbox cover		1	
608563	Seal, gearbox cover, rear	AN28	1	
611957	Seal, gearbox cover, top and sides	AN29	1	
FU2549/4	Nut, spire		10	
YH8506	Screw	}	10	Gearbox cover to dash side, front lower and front floor
WP0005	Washer, plain		10	
608383	Plate, retaining	}	10	Gearbox cover to dash side
WP0005	Washer, plain		12	
608383	Plate, retaining	}	12	Gearbox cover to dash shelf and dash side front top
YH7405	Screw		3	
WP0006	Washer, plain	}	3	Gearbox cover to dash shelf
YH8506	Screw		2	
WP0124	Washer, plain		2	dash side front top
607688	Cover, rear spring, access	AN30	1	
FU2585/4	Nut, fix	}	4	Cover attachment
YH8505	Screw		4	
805812	Millboard assembly, handbrake	AN31	1	
705789	Grommet		1	
YA0304	Screw, millboard assembly to gearbox tunnel		4	

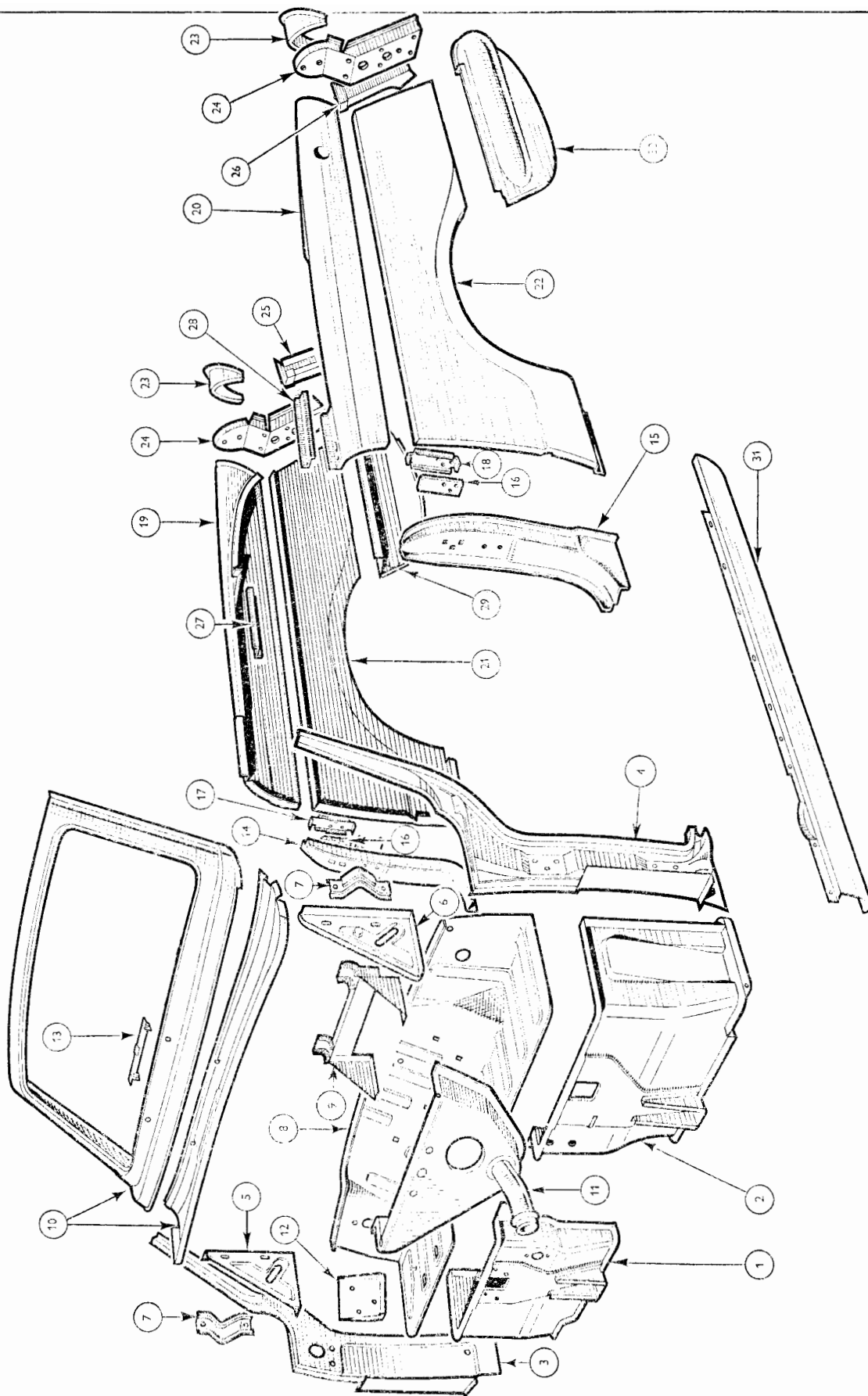
Note:—Items marked thus † are available on our Factory Exchange Unit Scheme



BODY AND FITTINGS

Part No.	Description	Plate No.	No. per Unit	Remarks
BODY SIDE PANELS				
803242	Panel assembly, dash side—R.H.S.—R.H.	AP1	1	
706028	Panel assembly, dash side—R.H.S.—L.H.	AP2	1	
803241	Panel assembly, dash side—L.H.S.—R.H.		1	
706029	Panel assembly, dash side—L.H.S.—L.H.		1	
803201	Panel assembly, 'A' Post—R.H.	AP3	1	
803200	Panel assembly, 'A' Post—L.H.	AP4	1	
610278	Support, angle, front door seal—R.H.		1	
610277	Support, angle, front door seal—L.H.		1	
608263	Gusset, panel assembly, dash side, upper—R.H.—L.H.S.	AP5	1	
608262	Gusset, panel assembly, dash side, upper—L.H.—R.H.S.	AP6	1	
703570	Gusset, panel, dash side, upper—R.H.—R.H.S.		1	
703569	Gusset, panel, dash side, upper—L.H.—L.H.S.		1	
611192	Bracket, support, assembly, bonnet, dash side	AP7	2	
HU0704	Bolt		4	Fitted up to Commission No. only
WP0035	Washer, plain		8	
WL0207	Washer, lock		4	
HN2007	Nut		4	
706555	Plate, guide, bonnet locator—R.H.		1	Fitted from Commission No. up to HBC2255 & HBD5938 only
706554	Plate, guide, bonnet locator—L.H.		1	
707292	Bracket, mounting, bonnet locator pin—R.H.		1	
707291	Bracket, mounting, bonnet locator pin—L.H.		1	
612962	Pin, bonnet locator		2	Fitted from Commission No. HBC2256 and HBD5939 and future
511363	Nut, jam		2	
511364	Nut		2	
511365	Washer, plain		4	
806271	Panel, dash shelf, assembly—R.H.S.	AP8	1	
806272	Panel, dash shelf, assembly—L.H.S.		1	
608623	Bracket, inner, parcel tray hinge and sound deadening support		2	
608624	Bracket, outer, parcel tray hinge		1	
603559	Clip, wiring		11	
559892	Bracket assembly, battery fixing	AP9	1	
601553	Angle, retaining battery		1	
607847	Rod, battery fixing		2	
V0243	Nut, wing		2	
WL0207	Washer, spring		2	
CD15685/B	Washer		2	
602053	Rubber, battery		1	
902981	DASH AND WINDSCREEN ASSEMBLY (SALOON)—R.H.S.		1	Fitted up to Body No. only
902982	DASH AND WINDSCREEN ASSEMBLY (SALOON)—L.H.S.		1	

Note:—Items marked thus † are available on our Factory Exchange Unit Scheme



BODY AND FITTINGS

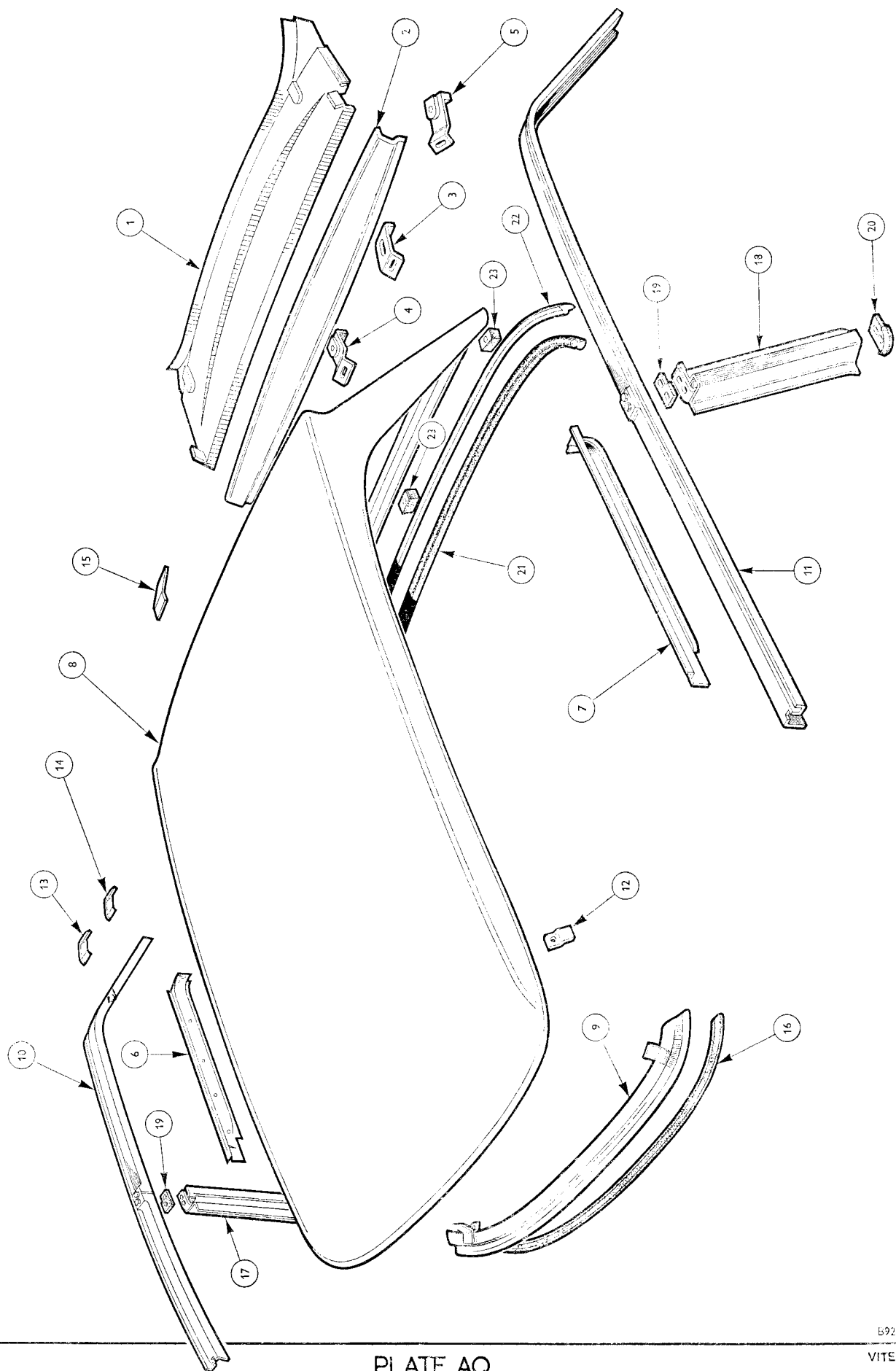
Part No.	Description	Plate No.	No. per Unit	Remarks
BODY SIDE PANELS—continued				
903314	DASH AND WINDSCREEN ASSEMBLY (SALOON)—R.H.S.		1	} Fitted from Body No. up to HBD5938 only
903313	DASH AND WINDSCREEN ASSEMBLY (SALOON)—L.H.S.		1	
569043	DASH AND WINDSCREEN ASSEMBLY (SALOON)—R.H.S.		1	} Fitted from Body No. HBD5939 and future
569042	DASH AND WINDSCREEN ASSEMBLY (SALOON)—L.H.S.			
902973	DASH AND WINDSCREEN ASSEMBLY (CONVERTIBLE)—R.H.S.		1	} Fitted up to Body No. only
902974	DASH AND WINDSCREEN ASSEMBLY (CONVERTIBLE)—L.H.S.		1	
903316	DASH AND WINDSCREEN ASSEMBLY (CONVERTIBLE)—R.H.S.		1	} Fitted from Body No. up to HBC2255 only
903315	DASH AND WINDSCREEN ASSEMBLY (CONVERTIBLE)—L.H.S.		1	
569045	DASH AND WINDSCREEN ASSEMBLY (CONVERTIBLE)—R.H.S.		1	} Fitted from Body No. HBC2256 and future
569044	DASH AND WINDSCREEN ASSEMBLY (CONVERTIBLE)—L.H.S.		1	
902302	Panel, screen and front deck assembly—R.H.S.	AP10	1	} Saloon only
902301	Panel, screen and front deck assembly—L.H.S.		1	
901980	Panel, screen and front deck assembly—R.H.S.		1	} Convertible only
901979	Panel, screen and front deck assembly—L.H.S.		1	
803680	Panel assembly, air box	AP11	1	
608163	Mesh, air intake		1	
607729	Bracket, wiper motor	AP12	1	
611312	Bracket, tie		1	
703686	Bracket, steering column and demister support—R.H.S.	AP13	1	
703685	Bracket, steering column and demister support—L.H.S.		1	
902329	Tonneau side assembly—Saloon—R.H.		1	
902328	Tonneau side assembly—Saloon—L.H.		1	
903353	Tonneau side assembly—Convertible—R.H.		1	
903352	Tonneau side assembly—Convertible—L.H.		1	

Note:—Items marked thus † are available on our Factory Exchange Unit Scheme

BODY AND FITTINGS

Part No.	Description	Plate No.	No. per Unit	Remarks
BODY SIDE PANELS—continued				
Tonneau side assembly—continued				
703808	Panel assembly, 'B' post, outer—R.H.	AP14	1	
703807	Panel assembly, 'B' post, outer—L.H.	AP15	1	
607743	Plate, tapped	AP16	2	
607742	Retainer, tapped plate—R.H.	AP17	1	
607741	Retainer, tapped plate—L.H.	AP18	1	
603559	Clip, wiring—R.H.		2	
603559	Clip, wiring—L.H.		6	
902319	Panel, tonneau side, upper—Saloon—R.H.	AP19	1	
902318	Panel, tonneau side, upper—Saloon—L.H.	AP20	1	
706659	Panel, tonneau side, upper—Convertible—R.H.		1	
706658	Panel, tonneau side, upper—Convertible—L.H.		1	
902271	Panel, tonneau side, lower—R.H.	AP21	1	
902270	Panel, tonneau side, lower—L.H.	AP22	1	
607505	Closing panel, tonneau end—Upper	AP23	1	
804613	Closing panel, tonneau end—Lower	AP24	1	
802815	Panel, side, trunk aperture—R.H.	AP25	1	
802814	Panel, side, trunk aperture—L.H.	AP26	1	
703810	Panel, filler, upper tonneau to rear deck—R.H.	AP27	1	
703809	Panel, filler, upper tonneau to rear deck—L.H.	AP28	1	
902274	Panel, rear valance side—R.H.	AP29	1	
902273	Panel, rear valance side—L.H.	AP30	1	
UL2704	Screw, acme		14	
WV0167	Washer, plain	} Valance panel to tonneau side panel	14	
FA3057/4	Nut, fix		14	
608050	Bracket, fixing, lower, petrol tank		1	
608193	Bracket, support, trunk stay and petrol tank		1	
SILL DETAILS				
803071	Sill assembly—R.H.		1	
803070	Sill assembly—L.H.	AP31	1	
607696	Bracket, sill attachment to chassis—R.H.		4	
607696	Bracket, sill attachment to chassis—L.H.		4	
WN0705	Screw, s/tapping	} Sill to tonneau side, lower panel	2	
YH6505	Washer, shakeproof		4	
WM0055	Washer, plain		4	
YF7505	Screw, s/tapping	} Sill to chassis	16	
WP0031	Washer, plain		16	
FC2805	Nut, fix		16	
YF7504	Screw, s/tapping	} Sill to floor	36	
WP0005	Washer, plain		36	
FU2589/4	Nut, fix		36	

Note:—Items marked thus † are available on our Factory Exchange Unit Scheme



BODY AND FITTINGS

Part No.	Description	Plate No.	No. per Unit	Remarks
805792	REAR DECK ASSEMBLY—SALOON	AQ1	1	
803790	REAR DECK ASSEMBLY—CONVERTIBLE		1	
705786	Reinforcement, front edge, rear deck	AQ2	1	} Saloon only
608214	Reinforcement, centre roof fixing, rear deck	AQ3	1	
608242	Reinforcement, side roof fixing—R.H.	AQ4	1	
608241	Reinforcement, side roof fixing—L.H.	AQ5	1	
603559	Clip, cable harness		6	
611646	Plate, stiffening		2	} Convertible only
704427	Reinforcement, channel assembly, centre rear deck		1	
704428	Reinforcement, channel side, rear deck—R.H.		1	
704429	Reinforcement, channel side, rear deck—L.H.		1	
805765	Waist rail, side—R.H.	AQ6	1	
805764	Waist rail, side—L.H.	AQ7	1	
705785	Reinforcement, waist to wheelarch—R.H.		1	
705784	Reinforcement, waist to wheelarch—L.H.		1	
902714	Rail, tonneau support, assembly		1	Convertible only
902289	ROOF PANEL ASSEMBLY	AQ8	1	} Saloon only
706424	Panel, header, assembly	AQ9	1	
901494	Cantrail assembly—R.H.	AQ10	1	
901493	Cantrail assembly—L.H.	AQ11	1	
608322	Panel, closing, cantrail to roof—R.H.		1	
612277	Panel, closing, cantrail to roof—L.H.		1	
607733	Bracket, listing rail mounting	AQ12	6	
609206	Bracket, listing rail mounting		2	
608428	Tie plate, upper—R.H.	AQ13	1	
608427	Tie plate, upper—L.H.		1	
608213	Tie plate, lower	AQ14	2	
803404	Reinforcement assembly, lower rear		1	
609158	Plate, support		2	
608485	Support stay, listing rail, No. 1		2	
609249	Reinforcement, back light aperture to roof	AQ15	1	
703696	Weatherstrip, header rail	AQ16	1	
704479	PILLAR, QUARTER LIGHT AND REINFORCEMENT BRACKETS ASSEMBLY—R.H.	AQ17	1	
704478	PILLAR, QUARTER LIGHT AND REINFORCEMENT BRACKETS ASSEMBLY—L.H.	AQ18	1	
608524	Rubber, sealing, quarter light pillar to cantrail	AQ19	2	} Fitted up to Body No. only Fitted from Body No. and future
609693	Rubber, sealing, quarter light pillar to tonneau side	AQ20	2	
PX0505P	Screw, set } Quarter light pillar to cantrail		4	
HU0706P	Screw, set } and tonneau side		2	
WL0207	Washer, lock		2	
611750	Seal, roof to rear deck	AQ21	1	
705803	Finisher, seal, roof to deck	AQ22	1	
613957	Finisher, seal, roof to deck		1	
608461	Piece, distance, roof to deck	AQ23	3	
559925	Seal, header rail		1	

Note:—Items marked thus † are available on our Factory Exchange Unit Scheme

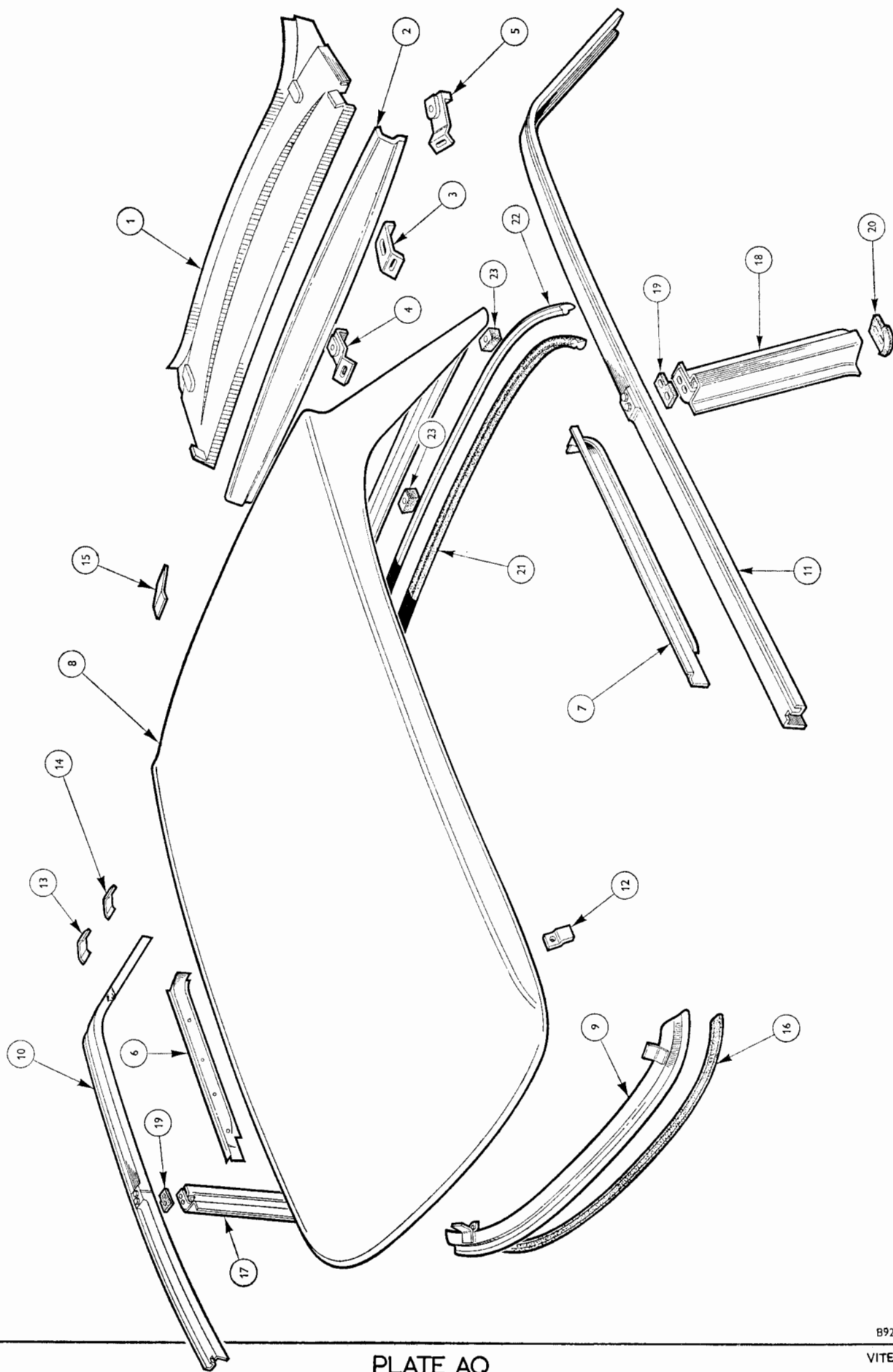


PLATE AQ

BODY AND FITTINGS

Part No.	Description	Plate No.	No. per Unit	Remarks
ROOF ATTACHMENT DETAILS				
HU0706P	Screw, set		2	} Saloon only
507821	Screw, set		1	
500309	Washer, plain		2	
WF0540	Washer, fibre		2	
WN0707	Washer, shakeproof		1	
WQ0307	Washer, lock		2	
609363	Stud		3	
WP0042	Washer, plain		3	
608271	Washer, plate		3	
HN2007	Nut		3	
609426	Seal, reinforcement, rear lower roof—R.H.		1	}
609425	Seal, reinforcement, rear lower roof—L.H.		1	
557922	Rivet, Imex		4	

Note:—Items marked thus † are available on our Factory Exchange Unit Scheme

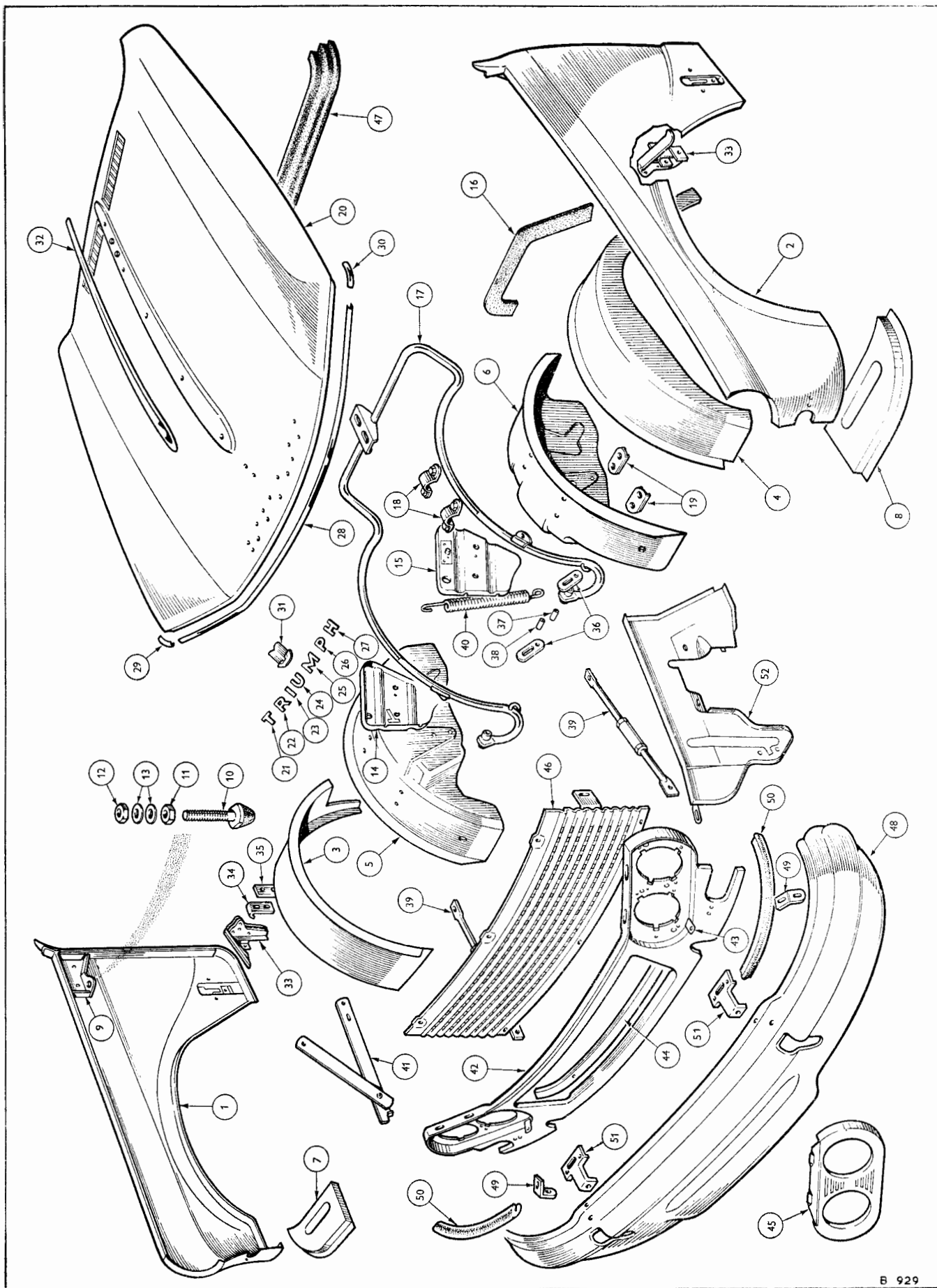


PLATE AR

BODY AND FITTINGS

Part No.	Description	Plate No.	No. per Unit	Remarks
BONNET DETAILS				
903108	Side assembly, front wing—R.H.	AR1	1	
903107	Side assembly, front wing—L.H.	AR2	1	
901398	Wheelarch, outer—R.H.	AR3	1	
901397	Wheelarch, outer—L.H.	AR4	1	
903076	Wheelarch, inner—R.H.	AR5	1	
903075	Wheelarch, inner—L.H.	AR6	1	
703628	Panel, filler, bottom, front wheelarch—R.H.	AR7	1	
703627	Panel, filler, bottom, front wheelarch—L.H.	AR8	1	
611190	Bracket, bonnet, side—R.H.		1	Fitted up to Commission No. only
611189	Bracket, bonnet, side—L.H.		1	
706568	Bracket, bonnet locator pin mounting—R.H.	AR9	1	Fitted from Commission No.
706567	Bracket, bonnet locator pin mounting—L.H.		1	
612962	Pin, bonnet locator	AR10	2	up to HBC2256 & HBD5939 only
511363	Nut, jam	AR11	2	
511364	Nut	AR12	2	
511365	Washer, plain	AR13	4	Fitted from Commission No. HBC2256 & HBD5939 and future
707290	Plate, guide, bonnet locator—R.H.		1	
707289	Plate, guide, bonnet locator—L.H.		1	
806552	Stiffener assembly, front panel to wheelarch—R.H.	AR14	1	
806551	Stiffener assembly, front panel to wheelarch—L.H.	AR15	1	
603559	Clip, harness cable		1	
608643	Packing (bonnet), rubber		2	
704033	Seal, rear, front wheelarch to dash	AR16	2	
608520	Clip, seal attachment		20	
802967	Hinge, tube assembly, bonnet	AR17	1	
WL0207	Washer, lock		2	
WP0042	Washer, plain		2	
WP0007	Washer, plain		2	Bonnet hinge top tube bracket to bonnet panel
WM0067	Washer, medium		2	
HN2007	Nut		2	
HU0706	Screw, set		2	
607869	Bracket, anchor, assembly, bonnet hinge tube	AR18	4	
607711	Plate, backing, bonnet hinge tube	AR19	4	
HU0706	Setscrew		8	
WP0007	Washer, plain		8	Anchor brackets to wheelarch
WL0207	Washer, lock		8	
HU0706	Setscrew		2	
WL0207	Washer, lock		2	Anchor brackets, front, to wheelarch
WP0120	Washer, plain		2	
HU0504	Setscrew		4	Grille aperture stiffener to anchor bracket on hinge tube
WP0005	Washer, plain		8	
NN2905	Nut, nyloc		4	
902947	Top assembly, bonnet	AR20	1	
CD22869	Rubber buffer, bonnet top assembly		2	
603559	Clip, harness cable		4	
703862	Letter	AR21	1	
703863		AR22	1	
703864		AR23	1	
703865		AR24	1	
703866		AR25	1	
703867		AR26	1	
703868		AR27	1	

Note:—Items marked thus † are available on our Factory Exchange Unit Scheme

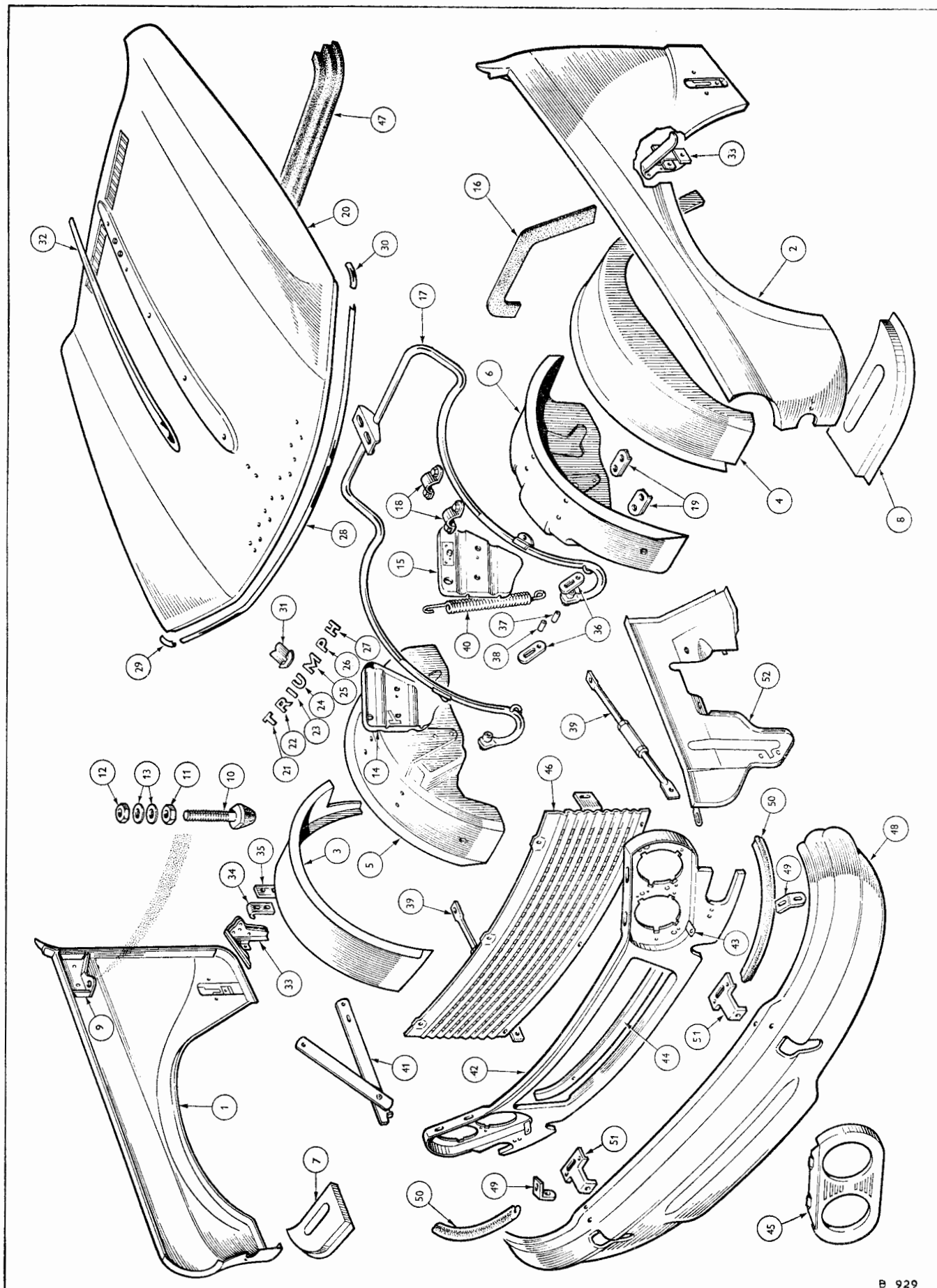


PLATE AR

BODY AND FITTINGS

Part No.	Description	Plate No.	No. per Unit	Remarks
	BONNET DETAILS—continued			
FP1012/9	Plate , fix, letters to bonnet		14	Fitted up to Commission No. HBC1881 & HBD5240
614006	Friction bush , securing letters		14	Fitted from Commission No. HBC1882 & HBD5241 and future
706149	Moulding , bonnet top	AR28	1	
612470	Clip , moulding attachment		9	
706162	Moulding , front bonnet corner—R.H.	AR29	1	
706161	Moulding , front bonnet corner—L.H.	AR30	1	
YZ3162	Screw , corner moulding attachment		2	
608380	Badge assembly, bonnet	AR31	1	
FP1012/9	Plate , fix, badge, attachment		2	
806402	Moulding , bonnet top	AR32	1	
611504	Clip } Moulding to		5	
557922	Rivet , pop } bonnet top		5	
607663	BONNET CATCH ASSEMBLY	AR33	2	
510293	Screw , set		6	
WM0054	Washer , plain		6	
WQ0304	Washer , lock		6	
WN0704	Washer , shakeproof		6	
HN2054	Nut , fix		6	
607664	Plate , catch, bonnet lock	AR34	2	
HU0706	Screw , set		4	
WN0707	Washer , shakeproof		4	
609931	Plate , tapping	AR35	2	
WP0127	Washer , plain		4	
121254	Link , bonnet attachment	AR36	4	
607910	Spacer , bonnet fulcrum pin	AR37	2	
121255	Spacer , bonnet attachment	AR38	2	
HB0916	Bolt		2	
WP0009	Washer , plain		6	
TN3209	Nut , nyloc		2	
HB0918	Bolt		2	
WP0009	Washer , plain		6	
WP0048	Washer , plain		4	
TN3209	Nut , nyloc		2	
131234	Rod , stay, assembly, bonnet	AR39	2	
131233	Nut , jam, L.H. thread—Stay assembly		2	
JN2110	Nut , jam, R.H. thread—Stay assembly		2	
HU0908	Setscrew		2	
WM0059	Washer , plain		2	
YN2909	Nut , nyloc		2	
608500	Spring , bonnet counterbalance	AR40	2	
209403	Stay , bonnet assembly—R.H.	AR41	1	
209404	Stay , bonnet assembly—L.H.		1	
HU0707	Bolt		2	
YN2907	Nut , lock		2	
WM0057	Washer , plain		2	
WP0122	Washer , plain		2	
HU0707	Bolt		2	
WM0057	Washer , plain		6	
YN2907	Nut , lock		2	

Note:—Items marked thus † are available on our Factory Exchange Unit Scheme

BODY AND FITTINGS

Part No.	Description	Plate No.	No. per Unit	Remarks
BONNET DETAILS—continued				
611915	Buffer, rubber, bonnet		2	} Heavy Duty
SP132/D	Washer, cup		4	
500298	Screw, S/T		4	
FRONT PANEL ASSEMBLY				
903106	Bracket, fixing headlamp cover	AR42	1	
612048	Clip, wiring	AR43	2	
603559	Channel, stiffener, assembly		4	
806549	Panel, cover, headlamp housing	AR44	1	
806293	Nut, spire	AR45	2	
FS2444/4	Nut, spire		2	} Alternatives
FS2464/4	Screw		2	
511468	Screw		4	
511786	Screw		4	
FRONTAL GRILLE				
806354	Nut, retainer	AR46	1	
FS2758/4	Washer, plain		5	} Grille complete assembly to valance panel
WP0142	Screw, set		8	
PT0453/P	Rubber, sealing, bonnet		8	
609272		AR47	1	
FRONT VALANCE ASSEMBLY				
806600	Bracket, fixing, end, front valance	AR48	1	
607629	Setscrew	AR49	2	
HU0705	Washer, plain		2	} Securing front valance end fixing bracket to reinforcement
WP0057	Washer, lock		2	
WL0207	Setscrew		2	
HU0706	Washer, plain		2	} Securing front valance end fixing bracket to chassis frame
WM0057	Washer, lock		2	
WL0207	Nut		2	
HN2007	Seal, front valance to wheelarch	AR50	2	
609379	Bracket support assembly, front overrider mounting bracket to valance	AR51	2	
612081				
PX0705P	Setscrew		4	} Support bracket to valance
WL0207	Washer, lock		4	
WP0007	Washer, plain		4	
HU0705P	Setscrew		2	} Support bracket to overrider mounting bracket
WP0007	Washer, plain		2	
WL0207	Washer, lock		2	
YH8704	Screw		2	} Support bracket to chassis frame
503628	Washer, plain		2	
505259	Washer, lock		2	
806607	VALANCE PANEL ASSEMBLY—R.H.		1	Fitted up to Commission No. only
808954	VALANCE PANEL ASSEMBLY—R.H.		1	Fitted from Commission No. and future
806606	VALANCE PANEL ASSEMBLY—L.H.	AR52	1	
609098	Seal, valance panel to dash		2	
YN2909	Nut, nyloc		2	} Valance panel to front suspension mounting
WP0130	Washer, plain		2	
HU0907	Screw, set		2	
WP0007	Washer, plain		4	} Valance panel to frame
YT3706	Screw, set		4	
WM0067	Washer, plain		2	} Valance panel fixing
NT3207	Nut, nyloc		2	

Note:—Items marked thus † are available on our Factory Exchange Unit Scheme

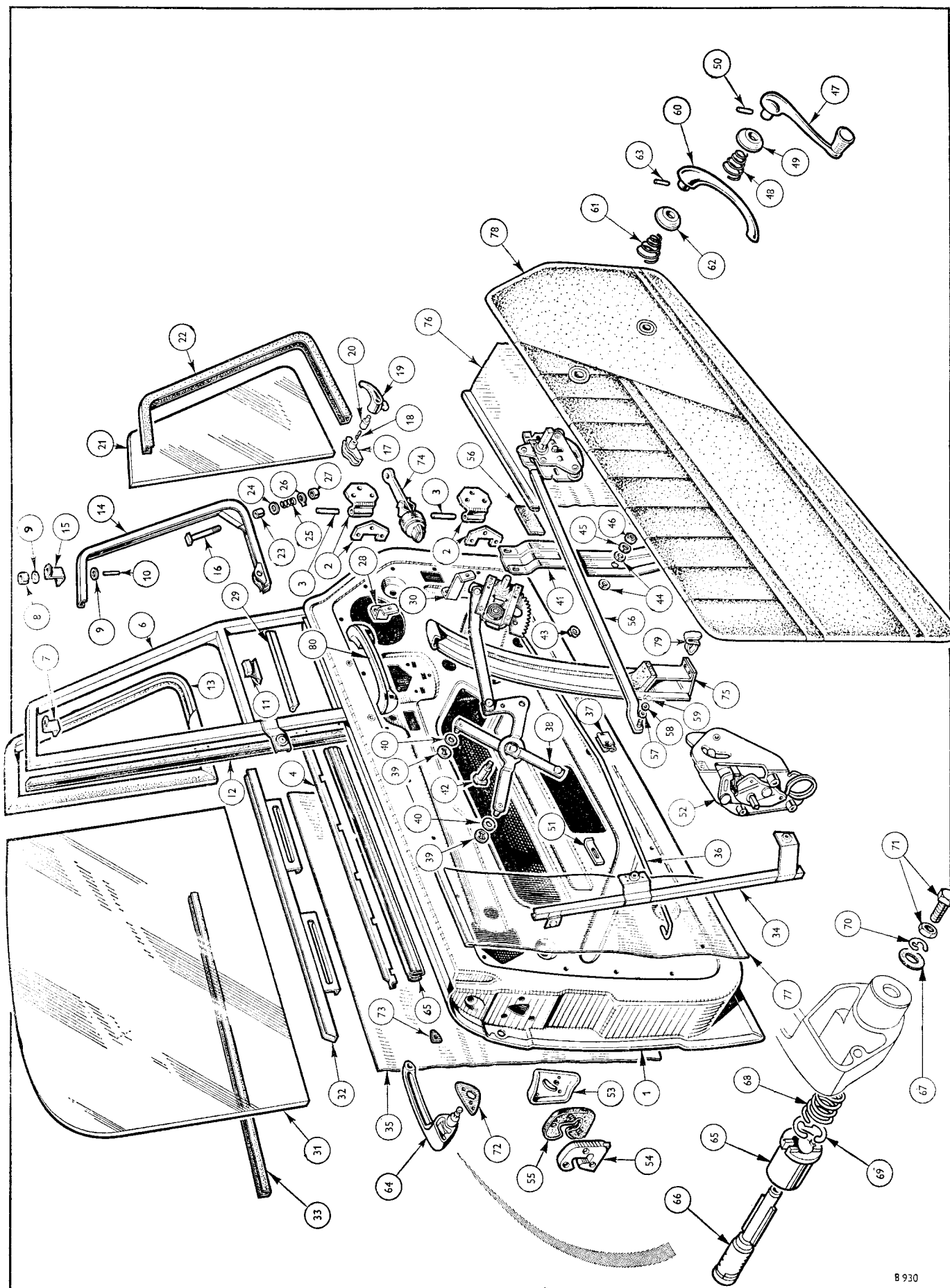


PLATE AS

B 930

VITESSE

BODY AND FITTINGS

Part No.	Description	Plate No.	No. per Unit	Remarks
902257	DOOR ASSEMBLY—R.H.		1	
902256	DOOR ASSEMBLY—L.H.	AS1	1	
901339	Panel, outer, door—R.H.		1	
901338	Panel, outer, door—L.H.		1	
607631	Bracket, assembly, check strap		2	
603344	Spring, guide, check arm		2	
556141	Rivet, spring guide attachment		4	
607824	Hinge, door, assembly	AS2	4	
607823	Pin, door hinge	AS3	4	
KX4806P	Setscrew		4	
HU0807P	Screw, set		8	
WL0208	Washer, lock		8	
HU0807P	Setscrew		12	
WL0208	Washer, lock		12	
610042	Washer		6	
608279	Strip, sealing, waist door, outer—R.H.		1	
608278	Strip, sealing, waist door, outer—L.H.	AS4	1	
608288	Strip, sealing, waist door, inner	AS5	2	
609742	Clip, outer strip attachment		16	
608604	Clip, inner strip attachment		16	
803329	DOOR VENTILATOR ASSEMBLY—R.H.		1	
803328	DOOR VENTILATOR ASSEMBLY—L.H.		1	
803665	Outer frame assembly—R.H.		1	
803664	Outer frame assembly—L.H.	AS6	1	
608533	Bracket, top pivot, outer—R.H.		1	
608532	Bracket, top pivot, outer—L.H.	AS7	1	
557221	Rivet, semi-tubular, casket head		4	
507262	Washer, thick	AS8	2	
507261	Washer, thin	AS9	2	
557222	Rivet, semi-tubular	AS10	2	
608574	Plate, catch—R.H.		1	
608573	Plate, catch—L.H.	AS11	1	
554134	Rivet, semi-tubular, oval head		4	
559474	Channel, silent, glass run	AS12	2	
609143	Cover, no draught vent, top corner		2	
550517	Rivet, semi-tubular, front rail attachment		4	
803559	Weatherstrip—R.H.		1	
803558	Weatherstrip—L.H.	AS13	1	
508312	Inner frame, glazed, assembly—R.H.		1	
508311	Inner frame, glazed, assembly—L.H.	AS14	1	
608537	Bracket, top pivot, inner—R.H.		1	
608536	Bracket, top pivot, inner—L.H.	AS15	1	
554134	Rivet, semi-tubular, oval head		4	
608642	Shaft assembly, bottom pivot	AS16	2	
554127	Rivet, semi-tubular, oval head		4	
608638	Bracket assembly, handle—R.H.		1	

Note:—Items marked thus † are available on our Factory Exchange Unit Scheme

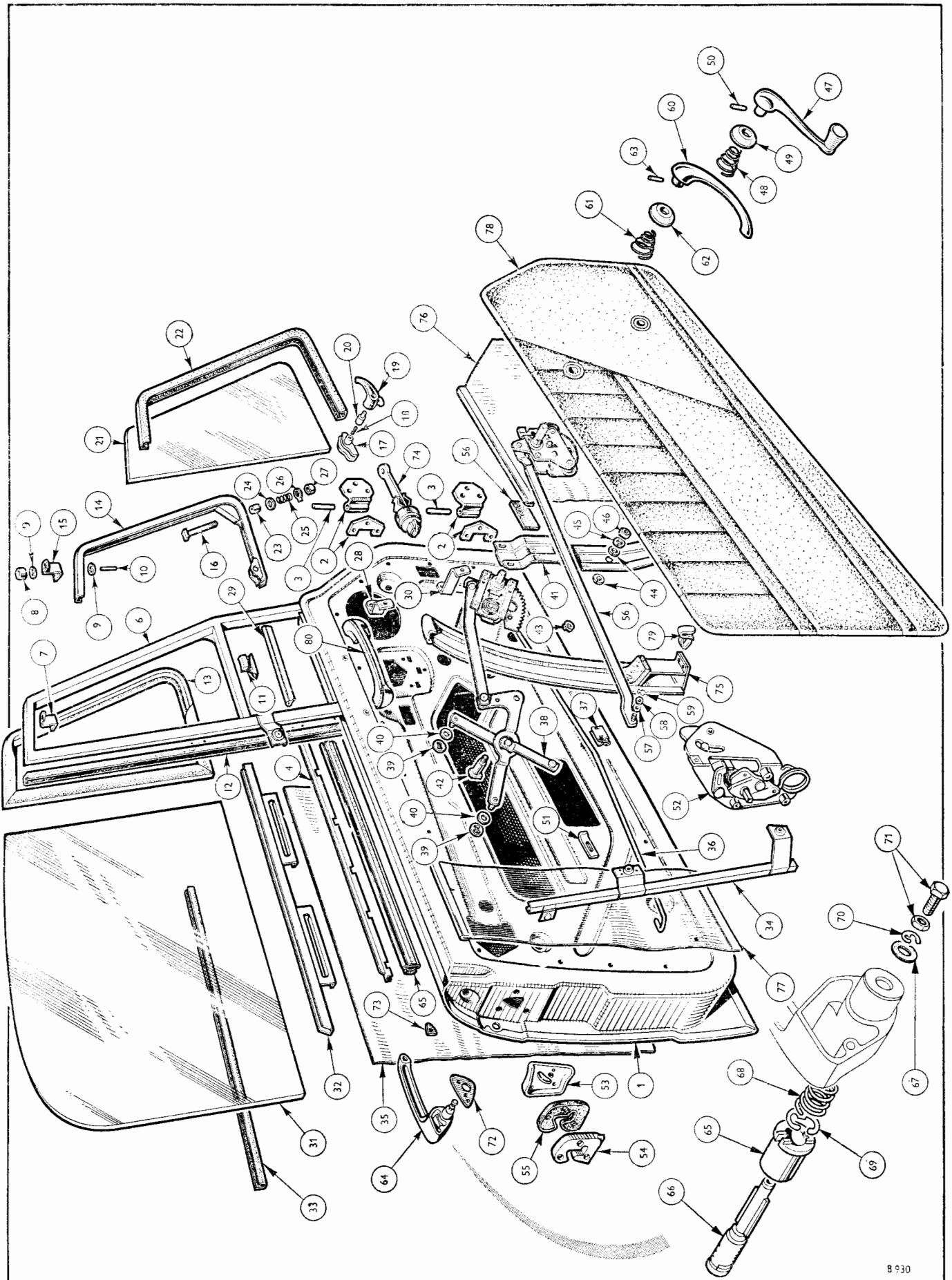


PLATE AS

B 930

VITESSE

BODY AND FITTINGS

Part No.	Description	Plate No.	No. per Unit	Remarks
DOOR VENTILATOR ASSEMBLY—cont.				
608637	Bracket assembly, handle—L.H.	AS17	1	
559530	Washer, waved		2	
608542	Spring	AS18	2	
608545	Handle, locking—R.H.		1	
608544	Handle, locking—L.H.	AS19	1	
608540	Button, push	AS20	2	
554124	Pin, mills, grooved		2	
704324	Glass, vent	AS21	2	
554128	Strip, glazing	AS22	2	
559547	Rivet, semi-tubular, oval head		4	
608539	Piece, spacing	AS23	2	
503661	Washer, plain	AS24	2	
601750	Spring	AS25	2	
608534	Washer, tab	AS26	2	
559531	Nut	AS27	2	
608281	Bracket, vent support assembly—R.H.		1	
608280	Bracket, vent support assembly—L.H.	AS28	1	
613343	Finisher, waist, forward, inner	AS29	2	
559513	Screw, corner block to front waist rail		4	
608538	Block, tapping		2	
559546	Rivet, tapping block to front rail		2	
608285	Bracket, vent support assembly—R.H.		1	
608284	Bracket, vent support assembly—L.H.	AS30	1	
HU0705P	Screw		4	Brackets to inside door panel
WN0707	Washer, lock		4	
PX0705P	Setscrew		6	
WM0057	Washer, plain		4	Vent
WL0207	Washer, lock		10	fixings
HU0705P	Setscrew		4	
DOOR GLASS AND REGULATOR CHANNEL DETAILS				
703956	Glass, droplight—Saloon	AS31	2	
703795	Glass, droplight—Convertible		2	
703972	Channel assembly, window regulator—R.H.		1	
703971	Channel assembly, window regulator—L.H.	AS32	1	
559356	Strip, glazing channel	AS33	1	
704564	Channel, glass, assembly—R.H.		1	
704563	Channel, glass, assembly—L.H.	AS34	1	
HU0705P	Screw		6	Channel assembly attachments
WN0707	Washer, lock		6	
600421	Plug		2	
705982	Curtain, weather, door glass	AS35	2	
611776	Curtain, weather, centre		2	
704643	Rod, tie, glass channel, bottom	AS36	2	
608520	Clip, tie rod attachment	AS37	2	

Note:—Items marked thus † are available on our Factory Exchange Unit Scheme

BODY AND FITTINGS

Part No.	Description	Plate No.	No. per Unit	Remarks
803077	WINDOW REGULATOR ASSEMBLY—R.H.		1	
803076	WINDOW REGULATOR ASSEMBLY—L.H.	AS38	1	
607867	Stud , retainer	AS39	4	
607902	Washer , leather	AS40	8	
705881	Reinforcement , regular pivot (See Door assembly for later condition)	AS41	2	Fitted up to Body Nos. HBD3986 & HBC1323 only
HU0504	Screw , set		8	
WP0138	Washer , plain		16	Note: From Commission Nos. HBD3987 & HBC1324 reinforcement is welded.
WL0208	Washer , lock		8	
HN2005	Nut , fix		8	
607841	Pivot , regulator mounting	AS42	2	
608301	Washer , special	AS43	2	
WP0119	Washer , plain	AS44	6	
WL0208	Washer , lock	AS45	2	
JN2108	Nut	AS46	2	
PX0704	Setscrew		8	
WL0207	Washer , lock		8	
613017	WINDOW REGULATOR HANDLE	AS47	2	
603382	Spring , regulator escutcheon	AS48	2	
650261	Escutcheon , handle	AS49	2	
600832	Pin , handle fixing	AS50	2	
609649	Washer , sealing, rubber		2	
610174	WINDOW REGULATOR STOP BRACKET	AS51	2	
HU0705	Screw		2	
WP0120	Washer		2	
WP0167	Washer , plain		4	
WL0207	Washer , lock		2	
HN2007	Nut		2	
706119	CAM LOCK ASSEMBLY—R.H.		1	
706118	CAM LOCK ASSEMBLY—L.H.	AS52	1	
611901	Plate , dovetail, cam lock—R.H.		1	
611900	Plate , dovetail, cam lock—L.H.	AS53	1	
LX6504	Setscrew		6	
PX0504	Bolt		2	
WP0142	Washer , plain		2	
WL0205	Washer , lock		2	
607862	Striker assembly, cam lock—R.H.		1	
607861	Striker assembly, cam lock—L.H.	AS54	1	
610137	Rubber , sealing, striker, cam lock	AS55	2	
TK4707P	Setscrew , striker to 'B' post		6	
703741	DOOR RESTRAINT DEVICE ASSEMBLY		2	
KX4705	Screw , device attachment		8	
607759	Reinforcement assembly, door restraint device—R.H.		1	Convertible only
607758	Reinforcement assembly, door restraint device—L.H.		1	

Note:—Items marked thus † are available on our Factory Exchange Unit Scheme

BODY AND FITTINGS

Part No.	Description	Plate No.	No. per Unit	Remarks
706279	REMOTE CONTROL MECHANISM ASSEMBLY, CAM LOCK—R.H.		1	Alternative to 614147 & 614146
706278	REMOTE CONTROL MECHANISM ASSEMBLY, CAM LOCK—L.H.	AS56	1	
614147	REMOTE CONTROL MECHANISM ASSEMBLY, CAM LOCK—R.H.		1	Alternative to 706278 & 706279
614146	REMOTE CONTROL MECHANISM ASSEMBLY, CAM LOCK—L.H.		1	
550924	Washer, waved	AS57	2	Remote control link to lock
WP0161	Washer, plain	AS58	4	
608703	Clip	AS59	2	
610226	Pad, anti-rattle, rear remote control linkage		2	
610225	Pad, anti-rattle, front remote control linkage		2	
YL5506	Screw, fitted in remote control (Driver's side only)		1	Fitted up to Commission No. only
YA0403	Screw, fitted in remote control (Driver's side only)		1	Fitted from Commission No. and future
608454	HANDLE, REMOTE CONTROL	AS60	2	
603382	Spring, remote control escutcheon	AS61	2	
650261	Escutcheon, inside handle	AS62	2	
600832	Pin, handle fixing	AS63	2	
YF7503	Screw		6	Remote control to door
FU2549/4	Nut, fix		6	
706117	DOOR HANDLE ASSEMBLY, OUTSIDE LOCKING—R.H.—R.H.S. (Complete with push button and locking barrel)		1	
706221	DOOR HANDLE ASSEMBLY, OUTSIDE NON-LOCKING—L.H.—R.H.S. (Complete with push button)		1	
706222	DOOR HANDLE ASSEMBLY, OUTSIDE NON-LOCKING—R.H.—L.H.S. (Complete with push button)		1	
706116	DOOR HANDLE ASSEMBLY, OUTSIDE LOCKING—L.H.—L.H.S. (Complete with push button and locking barrel)	AS64	1	
567017	Button, push, locking handle only	AS65	1	
567018	Button, push, non-locking handle only		1	
567019	Barrel, locking (plunger), locking handle only	AS66	1	
567022	Washer, rubber	AS67	2	
567023	Spring, button return	AS68	2	
569011	'E' Clip, locking handle only	AS69	1	
567021	Washer, metal, non-locking handle only		1	
567024	'E' Clip, securing push button in handle	AS70	2	
569010	Bolt and nut assembly, lock adjusting	AS71	2	
608451	Washer, seating, large	AS72	2	Door handle to door
608452	Washer, seating, small	AS73	2	
PX0504	Setscrew		2	
HU0504	Setscrew		2	
WL0205	Washer, lock		4	
WP0005	Washer, plain		4	

Note:—Items marked thus † are available on our Factory Exchange Unit Scheme

BODY AND FITTINGS

Part No.	Description	Plate No.	No. per Unit	Remarks
610170	CHECK LINK ASSEMBLY, DOOR	AS74	2	
610707	Rivet		2	
602821	Seal		2	
YZ3344	Screw		4	
WM0055	Washer, plain		4	
705045	STIFFENER ASSEMBLY, ANTI-DRUM (SALOON)	AS75	2	
705046	STIFFENER ASSEMBLY, ANTI-DRUM (CONVERTIBLE)		2	
608276	Felt		2	
557799	Rivet		2	
FU2549/4	Nut, fix		4	
552547	Clip, stiffener assembly to door		4	
	SEALING DETAILS			
706896	Seal, door, inner—Saloon		2	
610652	Seal, door, inner—Convertible		2	
707339	Seal, door, inner—Convertible		2	Alternatives
611774	WEATHER CURTAIN DOOR—R.H.		1	
611773	WEATHER CURTAIN DOOR—L.H.	AS76	1	
705732	WEATHER CURTAIN LOCK	AS77	2	
608522	Clip, weather curtains to door		2	
606389	Clip, securing weather curtain		6	
706179			1	
706178			1	
706177			1	
706176			1	
706181			1	
706180			1	
706183			1	
706182			1	
706185			1	
706184			1	
608511	Clip, trim pad to door	AS79	44	
608586	Washer, screw cup		4	
608577	Cap, screw cup washer—Phantom Grey		4	
608576	Cap, screw cup washer—Matador Red		4	
608581	Cap, screw cup washer—Black		4	
608582	Cap, screw cup washer—Midnight Blue		4	
608583	Cap, screw cup washer—Cactus		4	
608940	Piece, packing		4	
509281	Washer, plain		4	
YZ3327	Screw		4	
609256	PULL HANDLE	AS80	2	
501652	Screw, set, handle attachment		4	

Note:—Items marked thus † are available on our Factory Exchange Unit Scheme

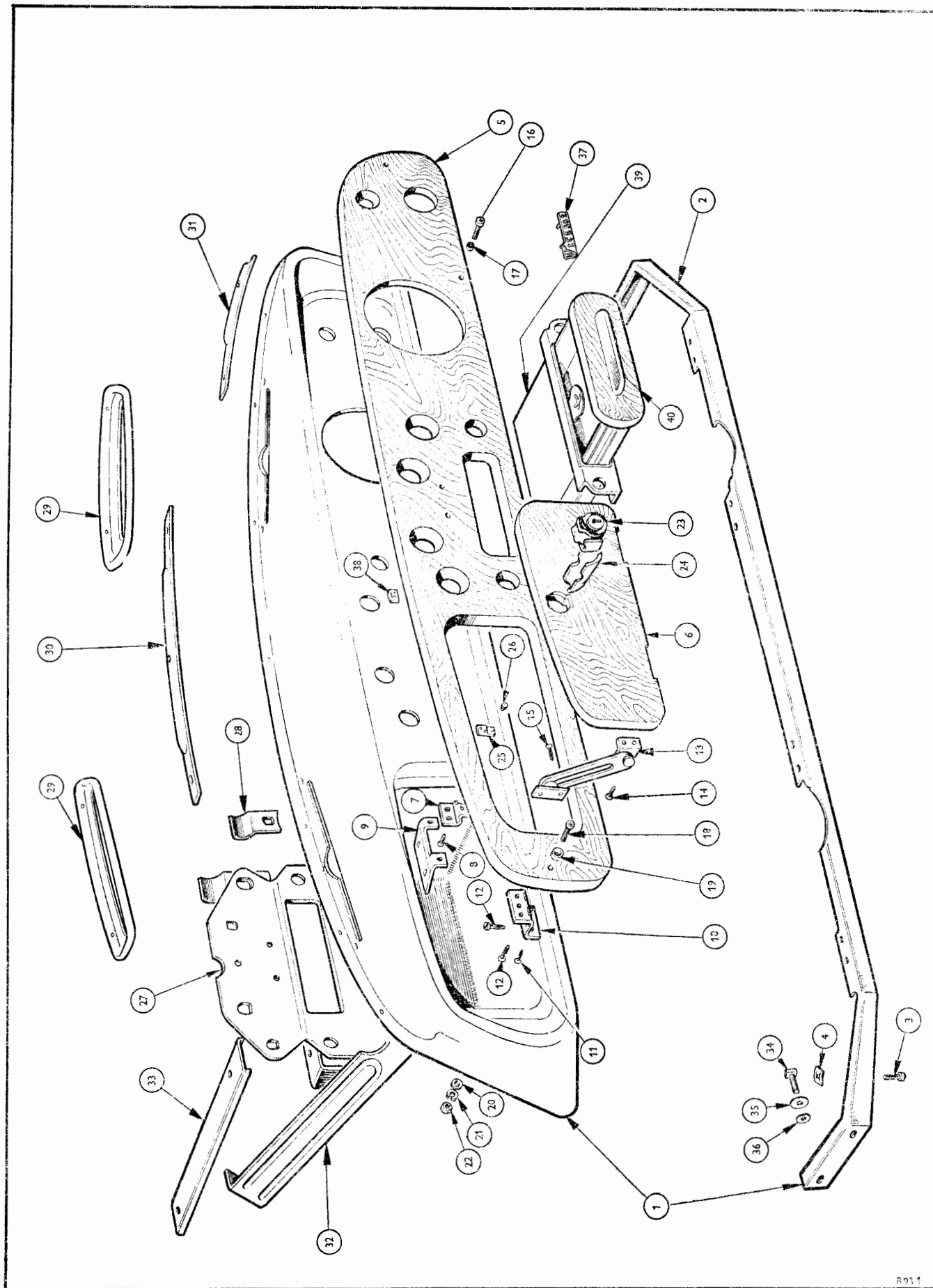


PLATE AT

VITESSE

BODY AND FITTINGS

Part No.	Description	Plate No.	No. per Unit	Remarks
706148	FACIA PANEL TRIMMED AND CHANNEL SUPPORT ASSEMBLY—R.H.S.		1	Fitted up to Body No. only
706147	FACIA PANEL TRIMMED AND CHANNEL SUPPORT ASSEMBLY—L.H.S.		1	
706963	FACIA PANEL TRIMMED AND CHANNEL SUPPORT ASSEMBLY—R.H.S.	AT1	1	Fitted from Body No. up to Body No. HB1500 only
706962	FACIA PANEL TRIMMED AND CHANNEL SUPPORT ASSEMBLY—L.H.S.		1	
708102	FACIA PANEL TRIMMED AND CHANNEL SUPPORT ASSEMBLY—R.H.S.		1	Fitted from Body No. HB15001 and future
708101	FACIA PANEL TRIMMED AND CHANNEL SUPPORT ASSEMBLY—L.H.S.		1	
703735	Support , channel, assembly	AT2	1	Channel support to facia
RB6406	Rivet		1	
YF7404	Screw	AT3	5	
FN2044	Nut , fix	AT4	5	
FJ2444/9	Nut , fix, securing cubby box hinges		4	Fitted up to Body No. only
902663	R.H.S. Normal Fitment		1	
902938	R.H.S. Temperature Gauge condition		1	
568489	L.H.S. Normal Fitment		1	
566694	Panel , veneered, assembly, facia	AT5	1	Fitted from Body No. up to Body No. HB15000 only
903365	R.H.S. Normal Fitment		1	
903370	R.H.S. Temperature Gauge condition		1	
568637	L.H.S. Normal Fitment		1	
568639	L.H.S. Temperature Gauge condition (U.S.A. and Canada)		1	Fitted from Body No. HB15001 and future
903899	Panel , veneered assembly, facia—L.H.S.		1	
903900	Panel , veneered assembly, facia—R.H.S.		1	
569994	Panel , veneered assembly, facia—L.H.S. (U.S.A. and Canada)		1	
705451	Lid , cubby box—R.H.S.	AT6	1	Striker bracket attachment
705450	Lid , cubby box—L.H.S.		1	
611748	Bracket , striker, cubby box lid	AT7	1	Striker bracket attachment
YF7404	Screw		2	
FN2044/9	Nut , fix		2	Striker bracket attachment
YA0142	Screw , wood	AT8	2	
611749	Bracket , tie	AT9	1	Striker bracket attachment
YA0142	Screw , wood, tie bracket attachment		2	
611565	Hinge assembly, cubby box lid	AT10	2	Hinge to facia
TW0402	Screw , wood	AT11	4	
TW0404	Screw , wood	AT12	4	Hinge to lid
TW0404	Screw , wood, hinge to lid	AT12	6	
609745	Link , check, assembly	AT13	1	Check link attachment
TW0603	Screw , wood	AT14	2	
TW0604	Screw , wood	AT15	2	

Note:—Items marked thus † are available on our Factory Exchange Unit Scheme

BODY AND FITTINGS

Part No.	Description	Plate No.	No. per Unit	Remarks
FACIA PANEL ASSEMBLY—continued				
509531	Screw	AT16	3	
CD24152	Washer, cup	AT17	3	
510485	Screw	AT18	2	
510445	Screw		1	
CD24152	Washer, cup	AT19	3	
WP0003	Washer, plain	AT20	3	
WL0203	Washer, lock	AT21	3	
HN2053	Nut	AT22	3	
611584	Lock assembly, cubby box	AT23	1	
609463	Finger Pull, cubby box lock	AT24	1	
612988	Bracket, buffer, cubby box	AT25	2	
613863	Buffer, rubber	AT26	2	
TW0402	Screw, wood, bracket attachment		4	
704289	Plate, reinforcement, assembly, centre facia—R.H.S.	AT27	1	} Fitted up to Body No. only } Fitted from Body No. up to Body No. HB15000 only
704288	Plate, reinforcement, assembly, centre facia—L.H.S.		1	
613158	Bracket, wiper switch—L.H.S. only		1	
613159	Bracket, ignition switch—R.H.S. only	AT28	1	
703764	Cover, demister outlet	AT29	2	
609070	Clip, cover to facia panel		4	
612074	Finisher, facia—Centre	AT30	1	
706151	Finisher, facia—Outer, R.H.	AT31	1	
706150	Finisher, facia—Outer, L.H.		1	
FU2544/9	Clip, spire		7	
510913	Screw		3	
509161	Screw		4	
607927	Bracket, stay, assembly, facia bottom rail—R.H.S.	AT32	1	} Fitted up to Body No. only } Fitted from Body No. up to Body No. HB15000 only
607928	Bracket, stay, assembly, facia bottom rail—L.H.S.		1	
607870	Bracket, stay, facia bottom rail—R.H.S.		1	
607871	Bracket, stay, facia bottom rail—L.H.S.		1	
YF7504	Screw		2	
FC2805/9	Nut, fix		2	
610553	Bracket, stay, facia to dash	AT33	1	} Fitted up to Body No. only
YF7504	Screw		1	
FU2549/4	Nut, fix		1	
HU0706/P	Screw, set	AT34	4	
WP0007	Washer, plain	AT35	4	
WL0207	Washer, lock	AT36	4	
612185	Plate, name, "Vitesse"	AT37	1	} Not required for U.S.A.
FP1002	Fix, push on, nameplate to facia	AT38	2	
FACIA ASH TRAY ASSEMBLY				
612310	Handle, ash tray		1	} Fitted up to Body No. only
611371	Screw, handle attachment		1	
YL5308	Screw, set		2	
HU0504	Nut		2	
HN2005	Washer, plain		2	
WM0055	Washer, lock		2	
WL0205	Washer, lock		2	
FACIA ASH TRAY ASSEMBLY				
706908	Handle, ash tray	AT39	1	} Fitted from Body No. and future
611371	Screw, handle attachment	AT40	1	
YM0308	Screw, handle attachment		2	

Note:—Items marked thus † are available on our Factory Exchange Unit Scheme

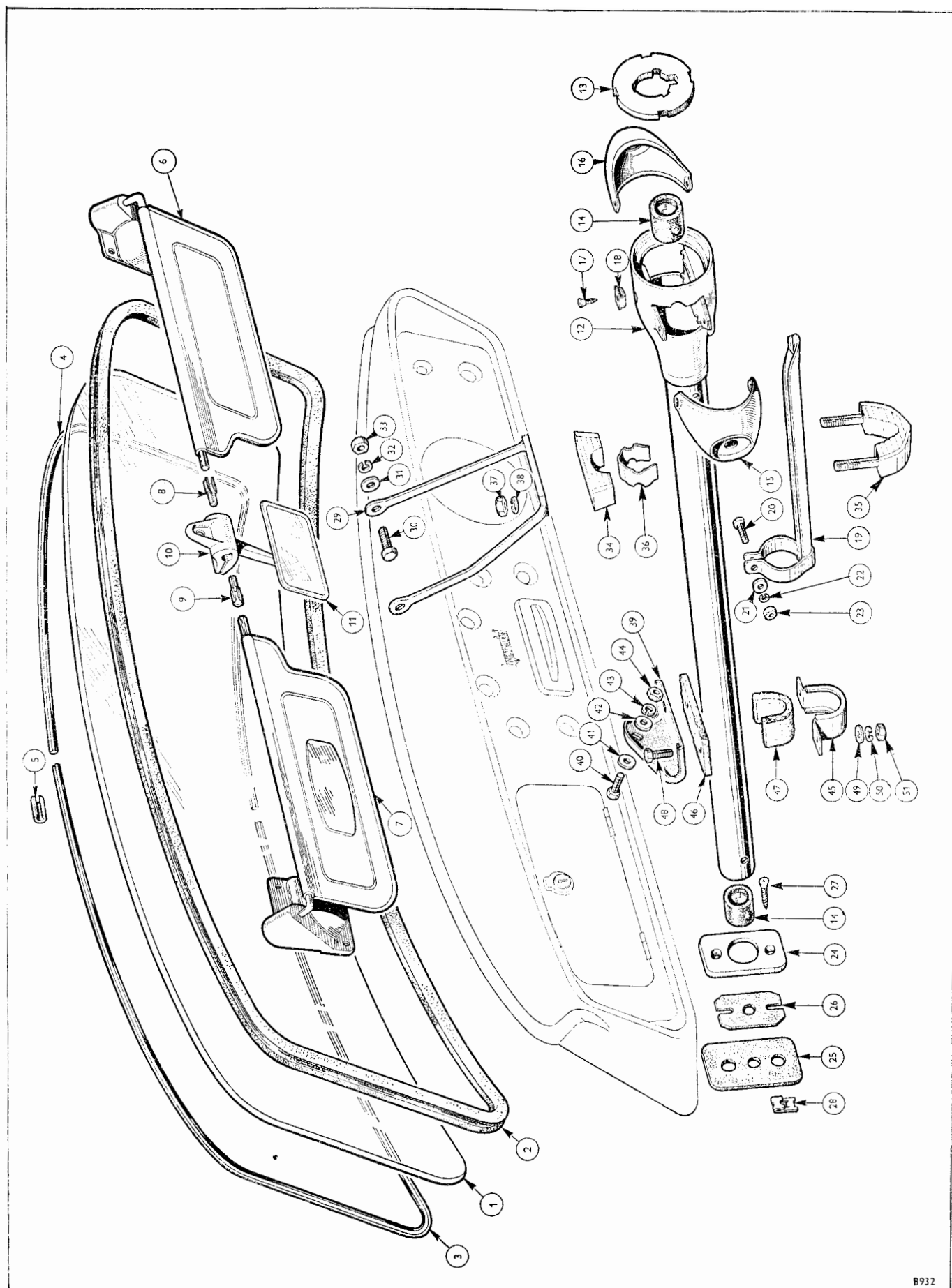
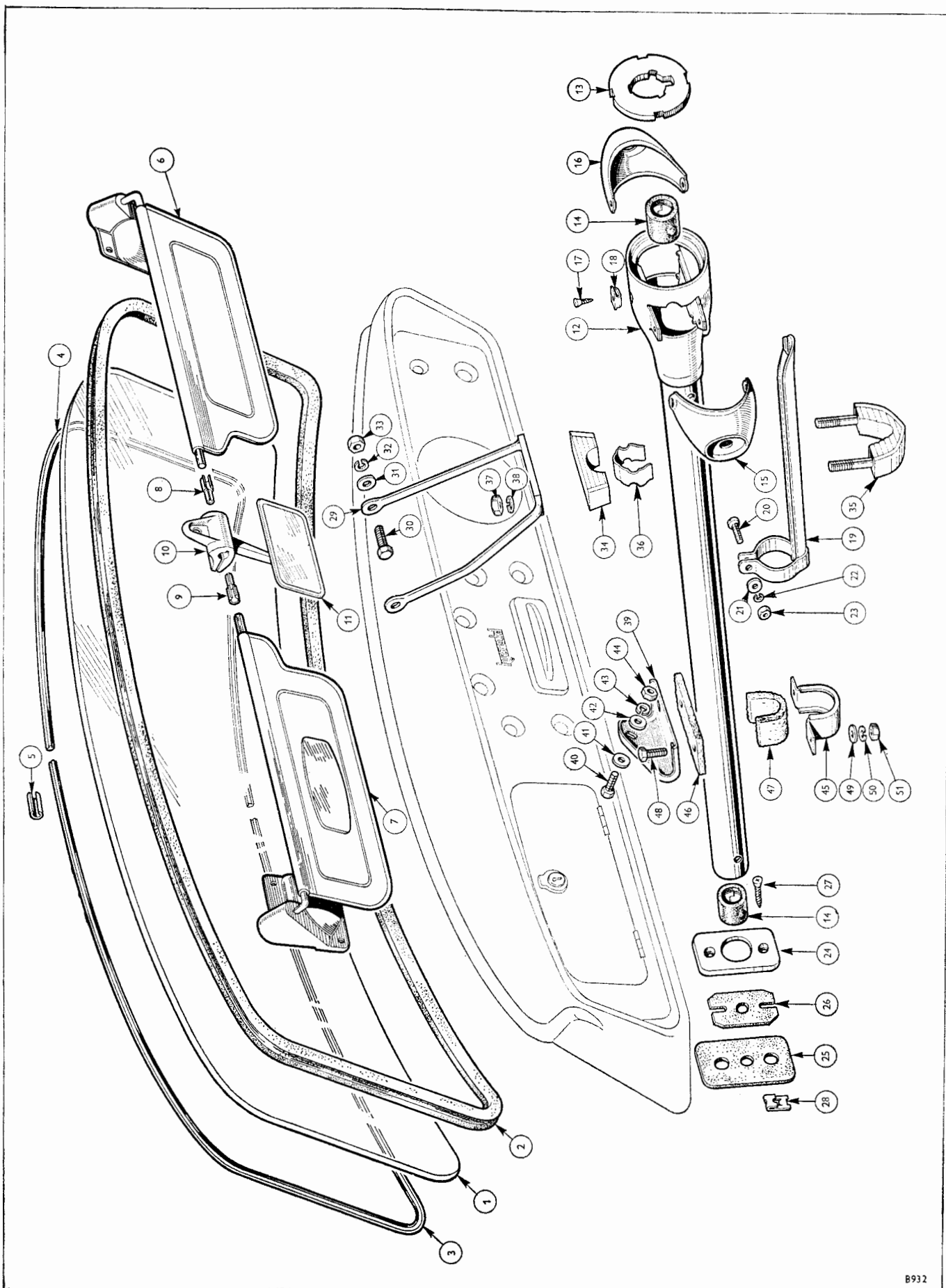


PLATE AU

BODY AND FITTINGS

Part No.	Description	Plate No.	No. per Unit	Remarks
901433	WINDSCREEN GLASS (LAMINATED)	AU1	1	Alternative fitment
901432	WINDSCREEN GLASS (TOUGHENED)	AU1	1	
903945	WINDSCREEN GLASS (ZONE TOUGHENED)—L.H.S.		1	
903946	WINDSCREEN GLASS (ZONE TOUGHENED)—R.H.S.		1	
805856	Weatherstrip, windscreen	AU2	1	Fitted up to Body No. only Fitted from Body No. and future
805858	Finisher, windscreen—L.H.	AU3	1	
805859	Finisher, windscreen—R.H.	AU4	1	
613956	Finisher, windscreen		1	
611437	Cover, joint, finisher	AU5	2	Fitted up to Body No. only
611437	Cover, joint, finisher		1	Fitted from Body No. and future
806545	SUN VISOR ASSEMBLY—R.H.S. SALOON ONLY—R.H.	AU6	1	
806533	SUN VISOR ASSEMBLY—R.H.S. SALOON ONLY—L.H.	AU7	1	
806537	SUN VISOR ASSEMBLY—L.H.S. SALOON ONLY—R.H.		1	
806541	SUN VISOR ASSEMBLY—L.H.S. SALOON ONLY—L.H.		1	
704976	SUN VISOR ASSEMBLY—R.H.S. CONVERTIBLE—R.H.		1	
704975	SUN VISOR ASSEMBLY—R.H.S. CONVERTIBLE—L.H.		1	
704978	SUN VISOR ASSEMBLY—L.H.S. CONVERTIBLE—R.H.		1	
704977	SUN VISOR ASSEMBLY—L.H.S. CONVERTIBLE—L.H.		1	
510995	Screw, sun visor to header panel (Saloon only)		4	
509611	Screw, sun visor to header panel (Convertible only)		2	
612130	Retainer, sun visor—R.H.	AU8	1	
612129	Retainer, sun visor—L.H.	AU9	1	
612162	Mirror and bracket assembly	AU10	1	
609672	Rim, safety	AU11	1	
FU2544	Nut, spire		2	} Mirror and visor bracket attachment
502476	Screw, self-tapping		2	

Note:—Items marked thus † are available on our Factory Exchange Unit Scheme



BODY AND FITTINGS

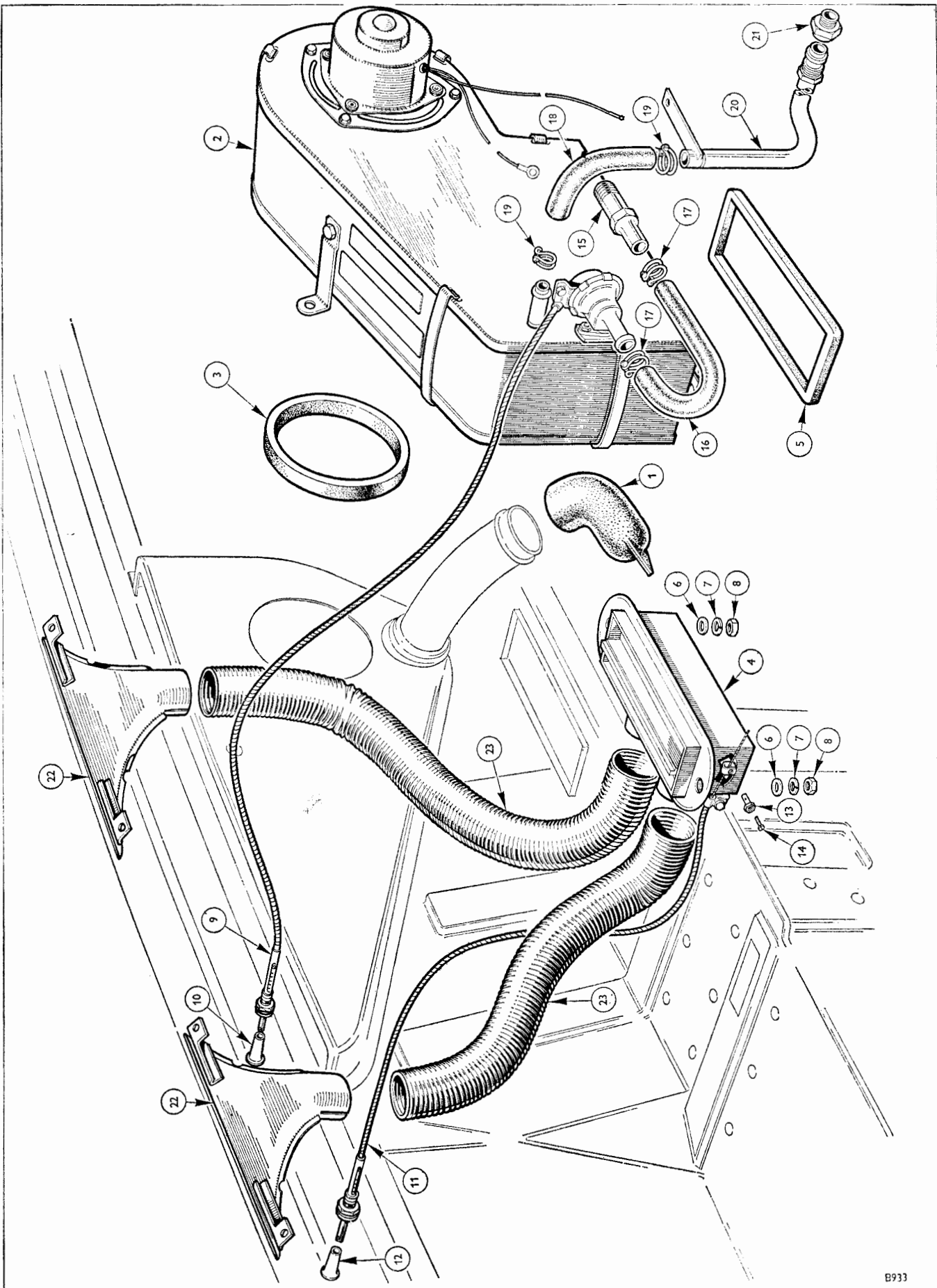
Part No.	Description	Plate No.	No. per Unit	Remarks
614122	STEERING COLUMN COWL ASSEMBLY—R.H.S.		1	Special Order only
611952	STEERING COLUMN COWL ASSEMBLY—L.H.S.		1	Germany and Special Order only
611364	STEERING COLUMN COWL ASSEMBLY	AU12	1	
608136	Channel, mounting column switches		2	
608462	Slip, ring and insulator assembly	AU13	1	
608139	Insulator, slip ring		1	
606630	Bearing assembly, steering column	AU14	2	
611365	Escutcheon , dipswitch	AU15	1	} Fitted up to Body No. only Fitted from Body No. and future
611366	Escutcheon , trafficator	AU16	1	
708479	Escutcheon , flasher and lighting switch, black		2	
510273	Screw } Escutcheons to	AU17	2	
FC2803/9	Nut , fix } steering column cowl	AU18	2	
611369	Cover , harness assembly, steering column	AU19	1	
TP0504	Screw , set	AU20	1	
WP0138	Washer , plain } Harness cover to steering	AU21	1	
WV0205	Washer , lock } column cowl assembly	AU22	1	
HN2005	Nut }	AU23	1	
601597	Plate , retaining, steering column	AU24	1	
601598	Pad , sealing (rubber)	AU25	1	
608770	Seal , secondary (rubber), steering column	AU26	1	
YF7464	Screw } Sealing pad	AU27	2	
FJ2444/9	Nut , spire } attachment	AU28	2	
703748	SUPPORT, STEERING COLUMN (UPPER)—R.H.S.	AU29	1	} Fitted up to Body No. HB15000 only
703747	SUPPORT, STEERING COLUMN (UPPER)—L.H.S.		1	
708098	SUPPORT, STEERING COLUMN—R.H.S.		1	} Fitted from Body No. HB15001 and future
708097	SUPPORT, STEERING COLUMN—L.H.S.		1	
616054	Bracket , facia support—upper		1	
HU0706	Setscrew }	AU30	2	
WP0007	Washer , plain } Support	AU31	2	
WV0207	Washer , lock } to body	AU32	2	
HN2007	Nut }	AU33	2	
611368	Clamp , steering column, upper half	AU34	1	
611367	Clamp , steering column, lower half	AU35	1	
609636	Spring , steering column clamp	AU36	1	
HN2007	Nut } Lower to upper	AU37	2	
WV0207	Washer , spring } clamp attachment	AU38	2	

Note:—Items marked thus † are available on our Factory Exchange Unit Scheme

BODY AND FITTINGS

Part No.	Description	Plate No.	No. per Unit	Remarks
609641	SUPPORT BRACKET, STEERING COLUMN BODY (LOWER)	AU39	1	
HU0704	Setscrew	AU40	1	
WP0007	Washer, plain	AU41	1	
WP0120	Washer, plain	AU42	1	
WL0207	Washer, lock	AU43	1	
HN2007	Nut	AU44	1	
608185	Clamp, support bracket, steering column (lower)	AU45	1	
608222	Strip, felt, support bracket	AU46	1	
608223	Strip, felt, support bracket	AU47	1	
HB0704	Bolt	AU48	2	
WP0042	Washer, plain	AU49	2	
WL0207	Washer, lock	AU50	2	
HN2007	Nut	AU51	2	

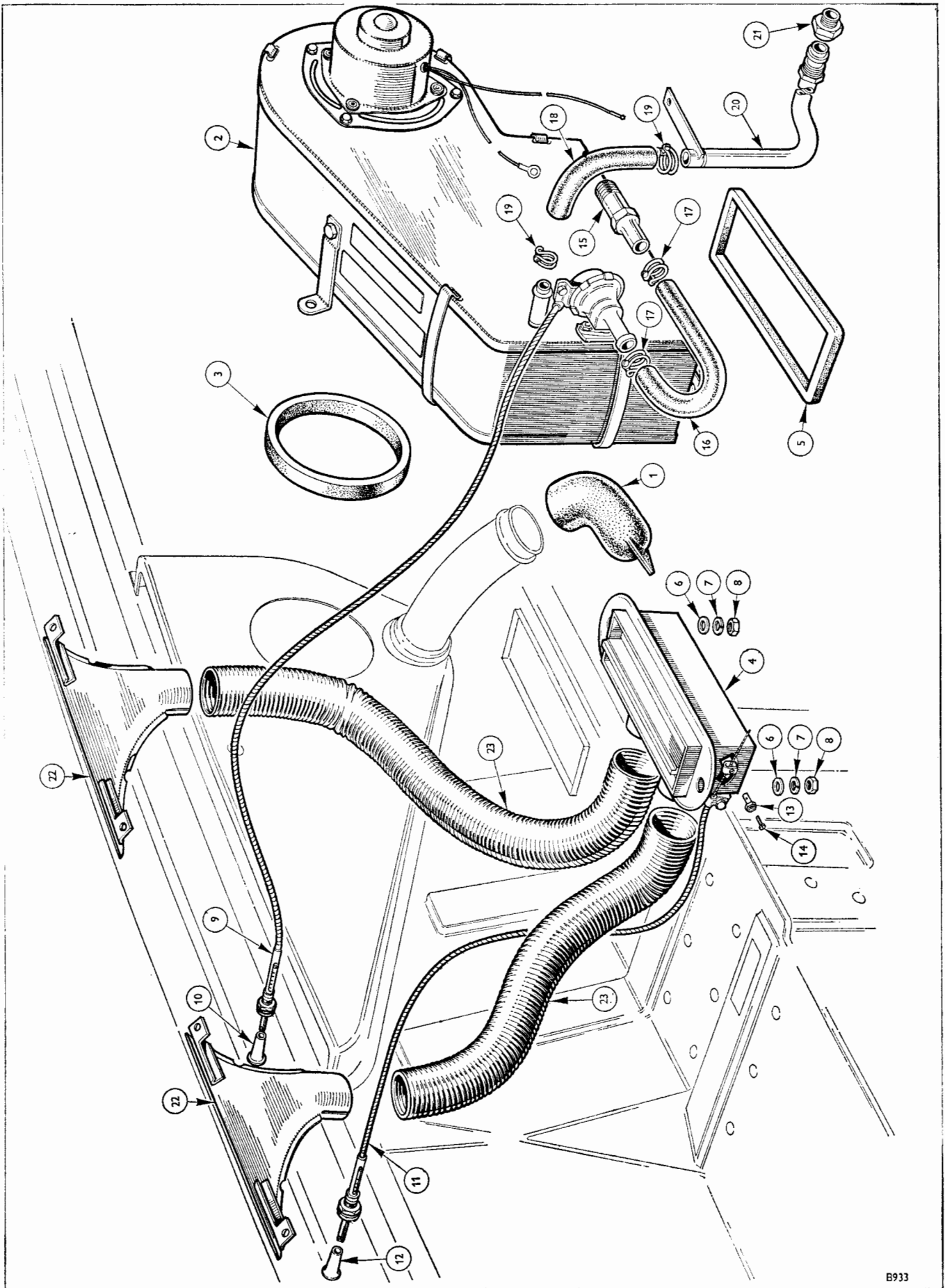
Note:—Items marked thus † are available on our Factory Exchange Unit Scheme



BODY AND FITTINGS

Part No.	Description	Plate No.	No. per Unit	Remarks
HEATER DETAILS (SMITHS)				
	Panel assembly, air box (For details see Dash and Windscreen Assembly)			
609156	Valve elbow, air box drain tube	AV1	1	Fitted up to Body No. only
616206	Drainflap, air box		1	Fitted from Body No. and future
806359	† Heater assembly	AV2	1	} Fitted up to Body No. HBC5641 and HBD15761 only Fitted from Body No. HBC5642 and HBD15762 and future
510395	Motor unit, heater		1	
809043	† Heater assembly		1	
514426	Motor unit, heater		1	
511774	Valve, water		1	
612238	Seal, blower	AV3	1	
706122	Duct assembly, outlet	AV4	1	Alternative to 707350
707350	Duct assembly, outlet		1	Alternative to 706122 Fitted up to Body No. HB15000 only
708507	Duct assembly, outlet		1	Fitted from Body No. HB15001 and future
608149	Gasket, outlet duct	AV5	1	
WP0007	Washer, plain	AV6	2	
WL0207	Washer, lock	AV7	2	} Heater box to dash shelf
HN2007	Nut, hexagon	AV8	2	
HU0505	Screw, set		1	
WP0005	Washer, plain		1	
WL0205	Washer, lock		1	} Heater box to air box
612263	Push/Pull control assembly, water valve (1½" travel)	AV9	1	
614579	Push/Pull control assembly, water valve—L.H.S./R.H.S.		1	Fitted up to Body No. only Fitted from Body No. up to Body No. HB15000 only
614579	Push/Pull control assembly, water valve—L.H.S.		1	} Fitted from Body No. HB15001 and future
616059	Push/Pull control assembly, water valve—R.H.S.		1	
704884	Knob, 'Heat'	AV10	1	
609996	Push/Pull control assembly, outlet duct (·88" travel)	AV11	1	Alternative to 614575
614575	Push/Pull control assembly, outlet duct		1	Alternative to 609996
704881	Knob, 'Air Distribution'	AV12	1	
614556	Washer, leather, switch bezel		2	Fitted up to Body No. HB15000 only
616050	Washer, P.V.C.		3	Fitted from Body No. HB15001 and future
609123	Trunnion	AV13	2	
559980	Screw, securing cable to trunnion	AV14	2	
608372	Clamp, cable		1	
131273	Switch, toggle, heater blower		1	Fitted up to Body No. HB15000 only
139536	Switch, toggle		1	Fitted from Body No. HB15001 and future
609795	Bezel		1	
128089	Washer		1	
127751	Adaptor, cylinder head	AV15	1	
612160	Hose, heater connection, inlet	AV16	1	Fitted up to Body No. HB15000 only
141999	Hose, heater connection, inlet		1	Fitted from Body No. HB15001 and future
CS4011	Clip, supergrip, inlet hose attachment	AV17	2	

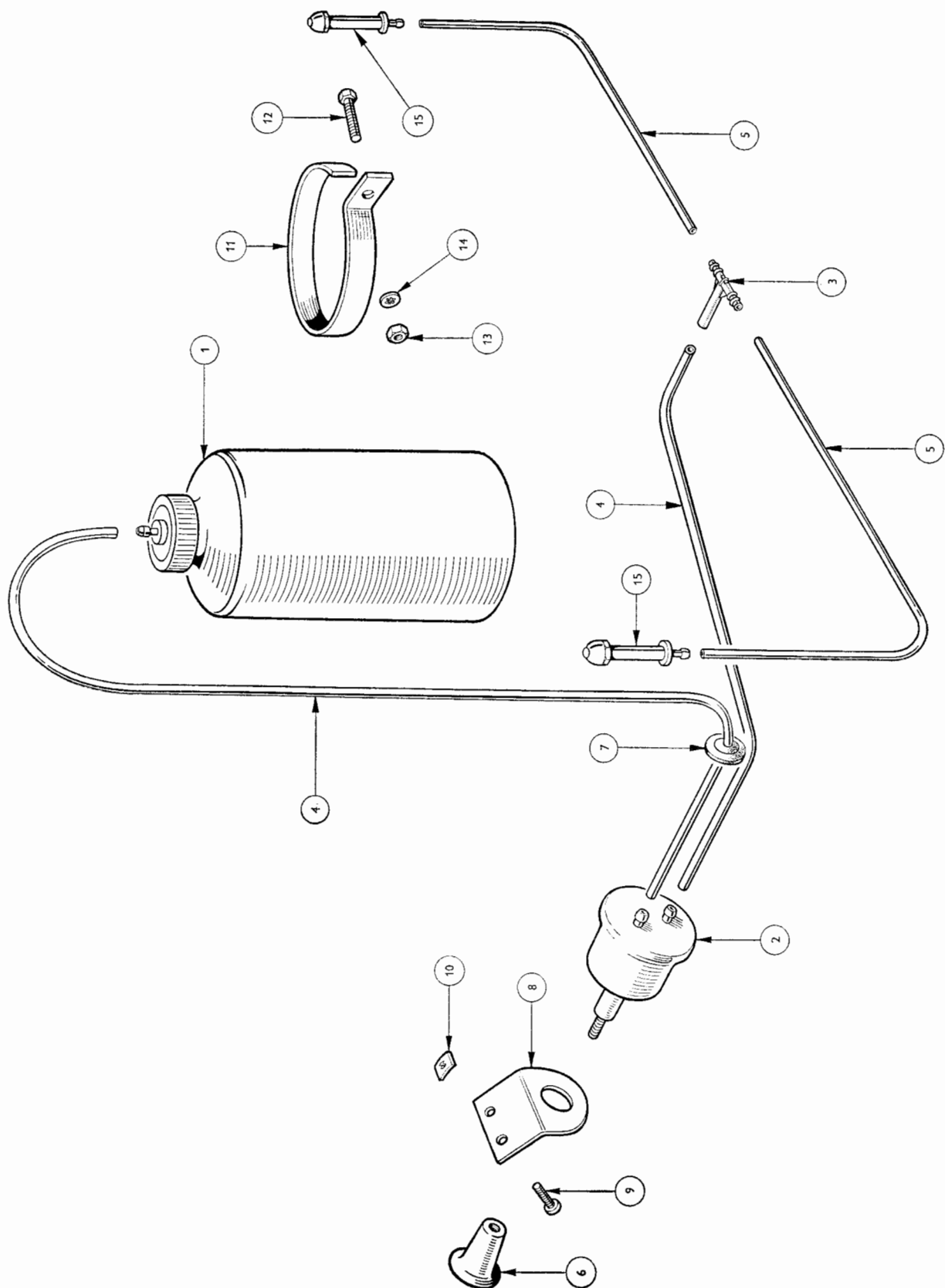
Note:—Items marked thus † are available on our Factory Exchange Unit Scheme



BODY AND FITTINGS

Part No.	Description	Plate No.	No. per Unit	Remarks
612159	Hose, heater connection, outlet	AV18	1	Fitted up to Body No. HB15000 only
141998	Hose, heater connection, outlet		1	Fitted from Body No. HB15001 and future
CS4011	Clip, supergrip, outlet hose attachment	AV19	2	
305588	Pipe, water return, assembly, heater	AV20	1	
101343	Adaptor, water pump body	AV21	1	
The Fresh Air Kit listed below is fitted as an alternative to Heater				
567272	FRESH AIR INTAKE KIT WITH BLOWER UNIT		1	Fitted up to Body No. HBC5641 and HBD15761 only
514560	FRESH AIR INTAKE KIT WITH BLOWER UNIT		1	Fitted from Body No. HBC5642 and HBD15762 and future
806846	Unit, fresh air		1	Fitted up to Body No. HBC5641 and HBD15761 only
809309	Unit, fresh air		1	Fitted from Body No. HBC5642 and HBD15762 and future
707350	Duct assembly, outlet		1	
608149	Gasket, duct, outlet		1	
612238	Seal, blower		1	
609996	Push/Pull control assembly, air duct		1	
704880	Knob		1	
613314	Bezel		1	
614556	Washer, leather		1	
131273	Switch, toggle		1	
563857	Lead, switch to blower, 55" long		1	
602621	Hose, demister		2	
608372	Cable, clamp		1	
609123	Trunnion		2	
559980	Screw		1	
559178	Screw, hex. hd.		1	
559182	Washer, lock		3	
559183	Washer, shakeproof		1	
WP0007	Washer, plain	Heater box	2	
WL0207	Washer, lock		2	
HN2007	Nut, hex.	dash shelf	2	
WL0205	Washer, lock	Heater box	1	
HU0505	Screw, set	to	1	
WP0005	Washer, plain	air box	1	
114774	Plug, cylinder head		1	
609725	DEMISTER NOZZLE ASSEMBLY	AV22	2	
602621	Hose, demister	AV23	2	
508250	Screw, self-tapping	Demister nozzles	4	
FU2584	Nut, fix		4	
608164	COVER PLATE, HEATER OUTLET, DASH SHELF		1	
YF7404	Screw	Cover plate attachment	2	
FN2044/9	Nut, fix		2	
609438	Button	Facia blanking	3	} Fitted up to Body No. only } Fitted from Body No. and future
609439	Button plate		3	
613075	Screw, set, special	Facia blanking	3	
613176	Nut		3	
WN0712	Washer, shakeproof		3	
Note:—Only required when no heater or fresh air kit is fitted				

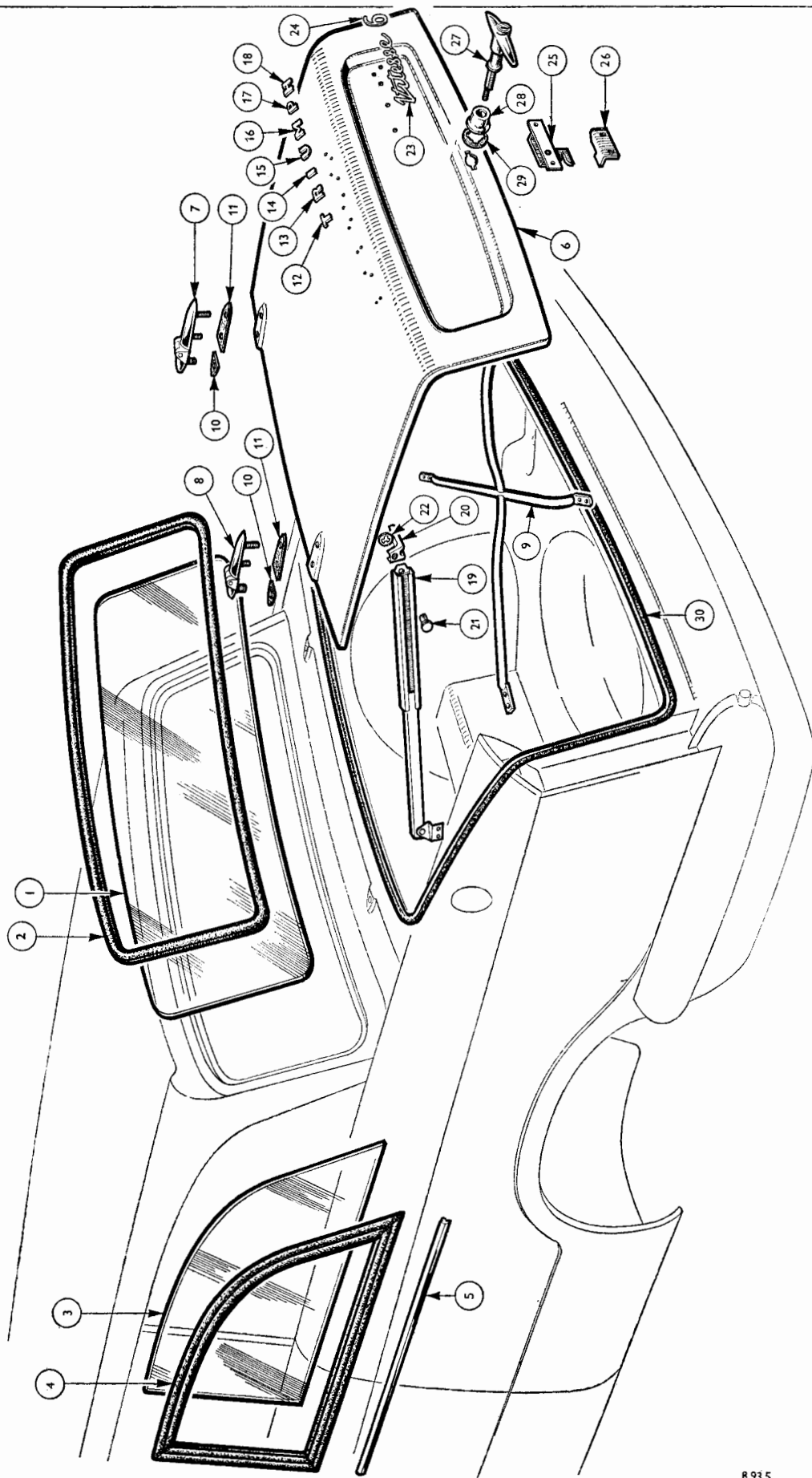
Note:—Items marked thus † are available on our Factory Exchange Unit Scheme



BODY AND FITTINGS

Part No.	Description	Plate No.	No. per Unit	Remarks
WINDSCREEN WASHER DETAILS				
608319	Container , water	AW1	1	
609173	Plunger , Tudor	AW2	1	Alternative to 608316
608316	Plunger , John Sydney		1	Alternative to 609173
612601	'T' Piece	AW3	1	
604146	Tubing , delivery (sold in feet)	AW4	A/R	
604148	Tubing , suction (sold in feet)	AW5	A/R	
609946	Knob , body, washer	AW6	1	
61917	Grommet , washer tube	AW7	1	
609157	Bracket , screen washer plunger mounting	AW8	1	} Fitted up to Body No. HB15000 only Fitted from Body No. HB15001 and future
YF7504	Screw } Washer plunger	AW9	2	
FN2045/9	Nut } bracket to fascia	AW10	2	
609919	Bezel		1	
609526	Spacer , screen washer		1	
616048	Washer , P.V.C., screen washer control		1	
607730	Clip , screen washer container	AW11	1	
HU0704	Screw , set	AW12	1	
HN2007	Nut	AW13	1	
WN0707	Washer , shakeproof	AW14	1	
609175	Jet , mounting, assembly, Tudor	AW15	2	Alternative to 608554
608554	Jet , mounting, assembly, John Sydney		2	Alternative to 609175
562617	Nipple , detachable, jet mounting		2	

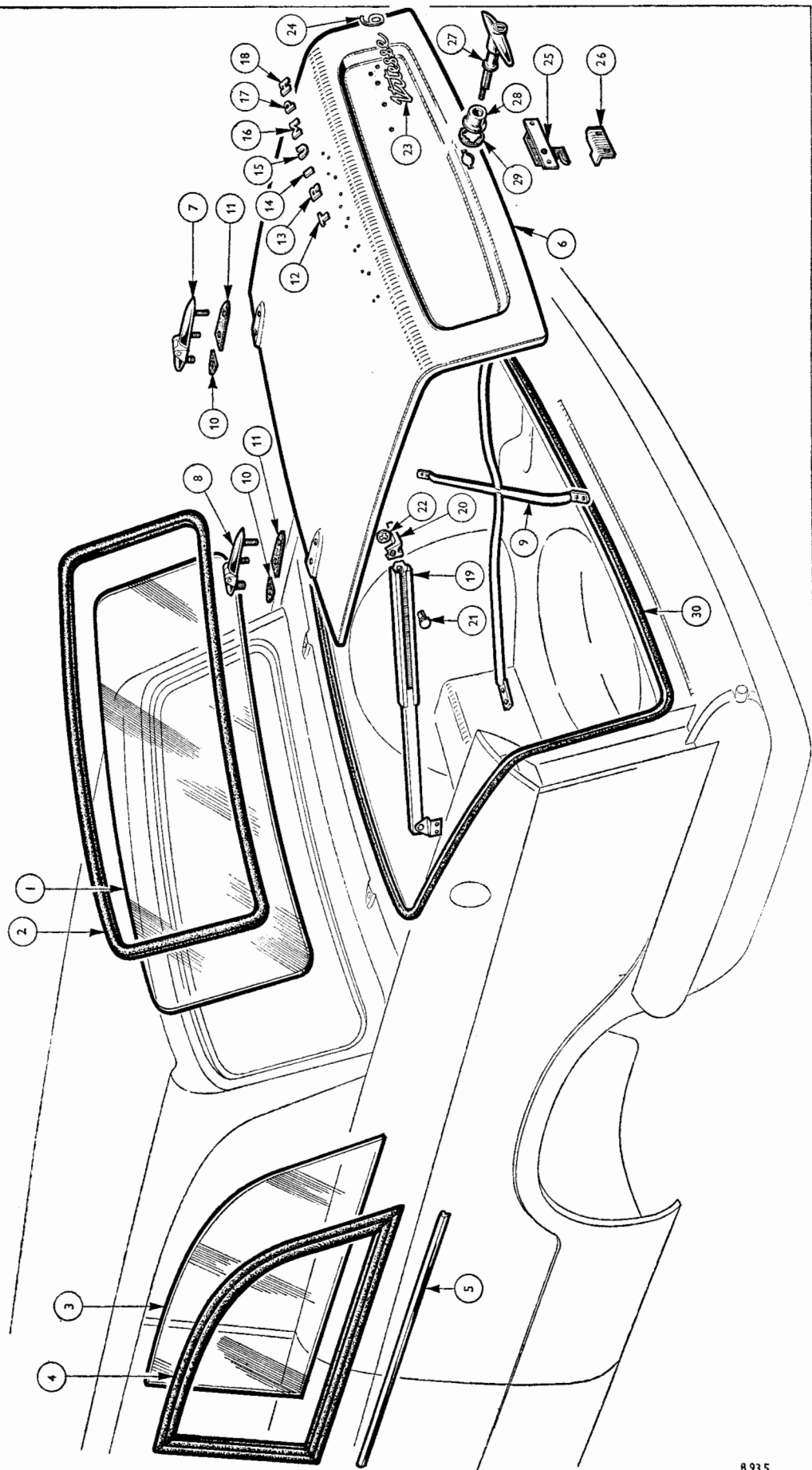
Note:—Items marked thus † are available on our Factory Exchange Unit Scheme



BODY AND FITTINGS

Part No.	Description	Plate No.	No. per Unit	Remarks
803355	BACKLIGHT GLASS (Toughened)	AX1	1	
803357	Weatherstrip, backlight	AX2	1	
803358	QUARTER LIGHT GLASS	AX3	2	
805763	Moulding, rubber—R.H.		1	
805762	Moulding, rubber—L.H.	AX4	1	
611439	Finisher, weatherstrip, quarter light	AX5	2	Fitted up to Body No. only
614406	Finisher, weatherstrip, quarter light		2	Fitted from Body No. and future
805815	TRUNK LID ASSEMBLY	AX6	1	
604917	Hinge assembly—R.H.	AX7	1	
604918	Hinge assembly—L.H.	AX8	1	
562714	Tube assembly, trunk lid panel	AX9	1	
608643	Packing, rubber, trunk lid tubes		4	
603213	Washer, fibre, hinge to deck	AX10	2	
603212	Washer, fibre, trunk lid hinge (male)	AX11	2	
HN2007	Nut		2	
WM0067	Washer, plain		2	Hinges to lid and tubes, rear fixing
WP0007	Washer, plain		2	
HN2007	Nut		2	Hinges to lid
WL0207	Washer, lock		2	front fixing
YN2908	Nut		2	Hinges
WM0058	Washer		4	to rear deck
703862	T	AX12	1	
703863	R	AX13	1	
703864	I	AX14	1	
703865	Letter U	AX15	1	
703866	M	AX16	1	
703867	P	AX17	1	
703868	H	AX18	1	
FP1012/9	Plate, fix, letter to trunk lid		14	

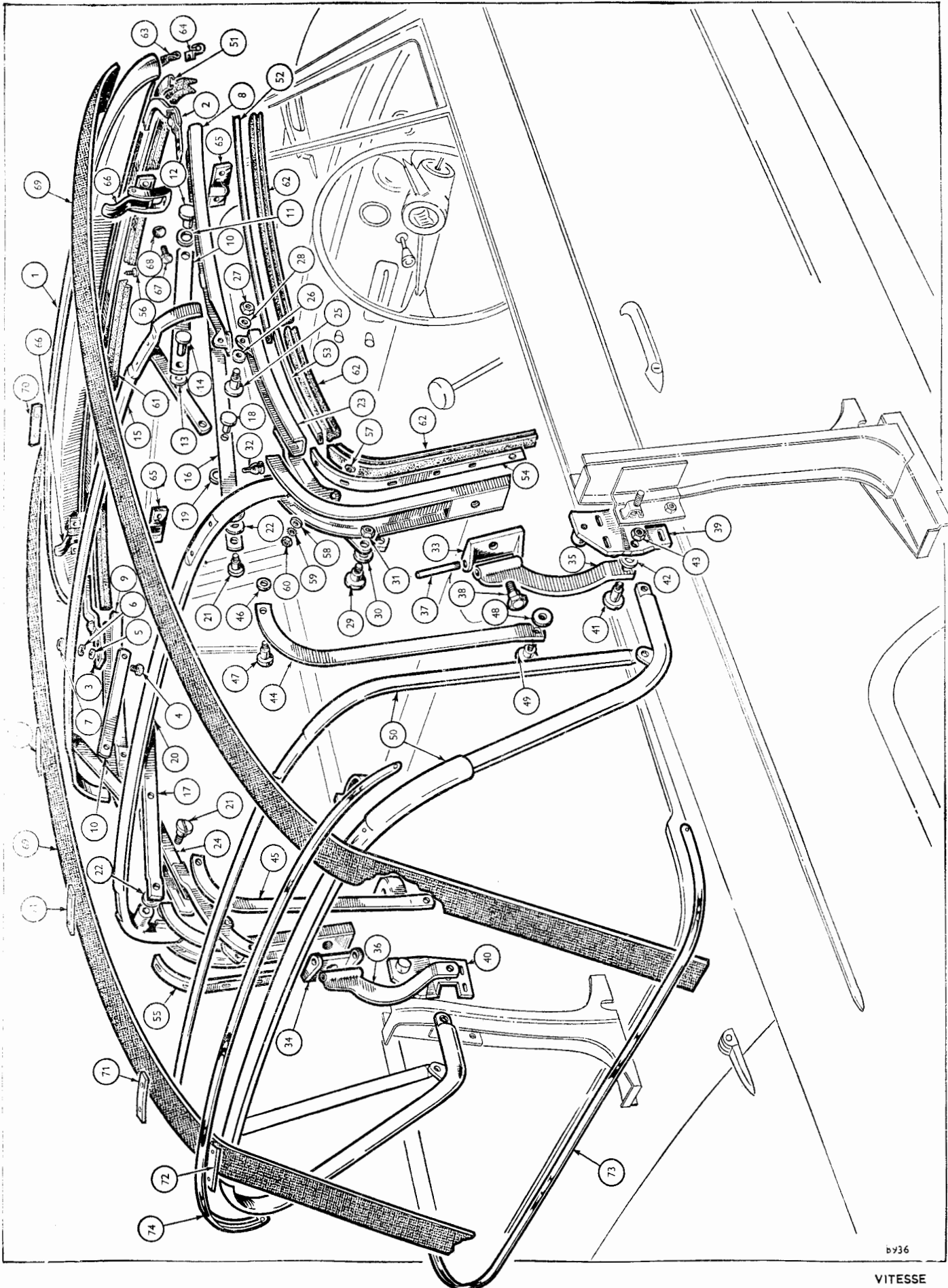
Note:—Items marked thus † are available on our Factory Exchange Unit Scheme



BODY AND FITTINGS

Part No.	Description	Plate No.	No. per Unit	Remarks
TRUNK LID DETAILS				
608192	Stay assembly, trunk lid	AX19	1	
703877	Bracket, stay mounting	AX20	1	
KX4504	Screw, self-tapping		4	
WVP0156	Washer, plain		4	Tubes and stay bracket to trunk lid panel
WVL0205	Washer, lock		4	
HN2005	Nut		4	
608237	Pin, pivot	AX21	1	
557923	Clip	AX22	1	Trunk stay to bracket
550026	Washer, waved		1	
608633	Channel, top tank mounting bracket		1	
UL2704	Screw		1	Top mounting channel to tank
FA3057	Nut, fix		1	
YF7504	Screw, self-tapping		2	Stay and channel to body
FJ2465	Nut, spire fix		2	
612190	Name plate, "Vitesse"	AX23	1	Not required for U.S.A. U.S.A. only
613292	Name plate, "Sports"		1	
611899	Badge ('6')	AX24	1	
FP1012/9	Fix, push on name plate and badge attachment		5	
611226	Lock, budget, trunk lid	AX25	1	
562926	Screw, T/C		2	Budget lock to trunk lid
SP49CS/C	Washer, lock		2	
611225	Plate, catch, budget lock	AX26	1	
PT0504	Setscrew		2	Catch plate to rear valance
WN0705	Washer, lock		2	
WM0055	Washer, plain		2	
HN2005	Nut		2	
513249	Screw, set		2	Catch plate to rear valance centre
505259	Washer, lock		2	
506155	Nut		2	
513948	Washer, plain		4	
607978	Handle, trunk lid, assembly	AX27	1	
557046	Barrel, locking		1	
YN2907	Nut, nyloc		1	Handle attachment
WP0007	Washer, plain		1	
600635	Escutcheon, handle	AX28	1	
600949	Washer, seating, rubber	AX29	1	
610953	Seal, trunk lid	AX30	1	
613074	Clip, trunk lid seal attachment		4	

Note:—Items marked thus † are available on our Factory Exchange Unit Scheme



b936

VITESSE

PLATE AY

BODY AND FITTINGS

Part No.	Description	Plate No.	No. per Unit	Remarks
902261	FOLDING HEAD ASSEMBLY COMPLETE (TRIMMED WHITE) CONVERTIBLE ONLY		1	
902260	FOLDING HEAD ASSEMBLY COMPLETE (TRIMMED BLACK) CONVERTIBLE ONLY		1	
563132	FRONT STICK ASSEMBLY, TRIMMED	AY1	1	
	Pivot bracket assembly—R.H.	AY2		} Not Serviced
	Pivot bracket assembly—L.H.	AY3		
KT4706	Screw, set	AY4	4	
WP0120	Washer, plain	AY5	4	
WL0207	Washer, lock	AY6	4	
HN2007	Nut	AY7	4	
563044	INTERMEDIATE STICK ASSEMBLY		1	
704407	Cantrail assembly, front—R.H.	AY8	1	
704406	Cantrail assembly, front—L.H.	AY9	1	
609228	Link, front cantrail	AY10	2	
509289	Washer } Front cantrail link	AY11	2	
609615	Rivet } to front cantrail	AY12	2	
500225	Washer, plain } Front cantrail link	AY13	2	
609615	Rivet } to front intermediate stick	AY14	2	
704412	Stick assembly, front intermediate	AY15	1	
609251	Link, front cantrail to intermediate stick—R.H.	AY16	1	
609250	Link, front cantrail to intermediate stick—L.H.	AY17	1	
PT0807	Screw, set		2	
WP0153	Washer, plain		2	
JN2108	Nut, jam		2	
TN3208	Nut, nyloc		2	
509289	Washer } Front intermediate	AY18	2	
609617	Rivet } to front intermediate	AY19	2	
803782	Stick, intermediate, and 'B' post upper, assembly	AY20	1	
609242	Bolt, shouldered	AY21	2	
WP0153	Washer, plain	AY22	2	
704458	Cantrail assembly, rear—R.H.	AY23	1	
704457	Cantrail assembly, rear—L.H.	AY24	1	
609243	Bolt, shouldered	AY25	2	
WP0131	Washer, plain	AY26	2	
610649	Nut, special	AY27	2	
WP0153	Washer, plain	AY28	2	

Note:—Items marked thus † are available on our Factory Exchange Unit Scheme

BODY AND FITTINGS

Part No.	Description	Plate No.	No. per Unit	Remarks
INTERMEDIATE STICK ASSEMBLY—cont.				
609241	Bolt , shouldered	AY29	2	
WPP0153	Washer , plain	AY30	2	
JN2108	Nut , jam	AY31	2	
CD25340	Buffer , rubber, rear cantrail	AY32	2	
609215	Hinge , 'B' post—R.H.	AY33	1	
609215	Hinge , 'B' post—L.H.	AY34	1	
704402	Link , hinge—R.H.	AY35	1	
704401	Link , hinge—L.H.	AY36	1	
609216	Pin , hinge	AY37	2	
609243	Bolt , shouldered, hinge link to 'B' post upper	AY38	2	
704394	Bracket , pivot mounting, assembly—R.H.	AY39	1	
704393	Bracket , pivot mounting, assembly—L.H.	AY40	1	
609244	Bolt , shouldered	AY41	2	
WM0079	Washer , plain	AY42	2	
JN2108	Nut , jam	AY43	2	
704452	Link , control, rear cantrail to body—R.H.	AY44	1	
704451	Link , control, rear cantrail to body—L.H.	AY45	1	
WPP0153	Washer , plain	AY46	2	
610564	Bolt , shouldered	AY47	2	
WPP0153	Washer , plain	AY48	2	
609242	Bolt , shouldered	AY49	2	
HU0705	Screw , set		8	
WPP0042	Washer , plain		8	
WL0207	Washer , lock		8	

Note:—Items marked thus † are available on our Factory Exchange Unit Scheme

BODY AND FITTINGS

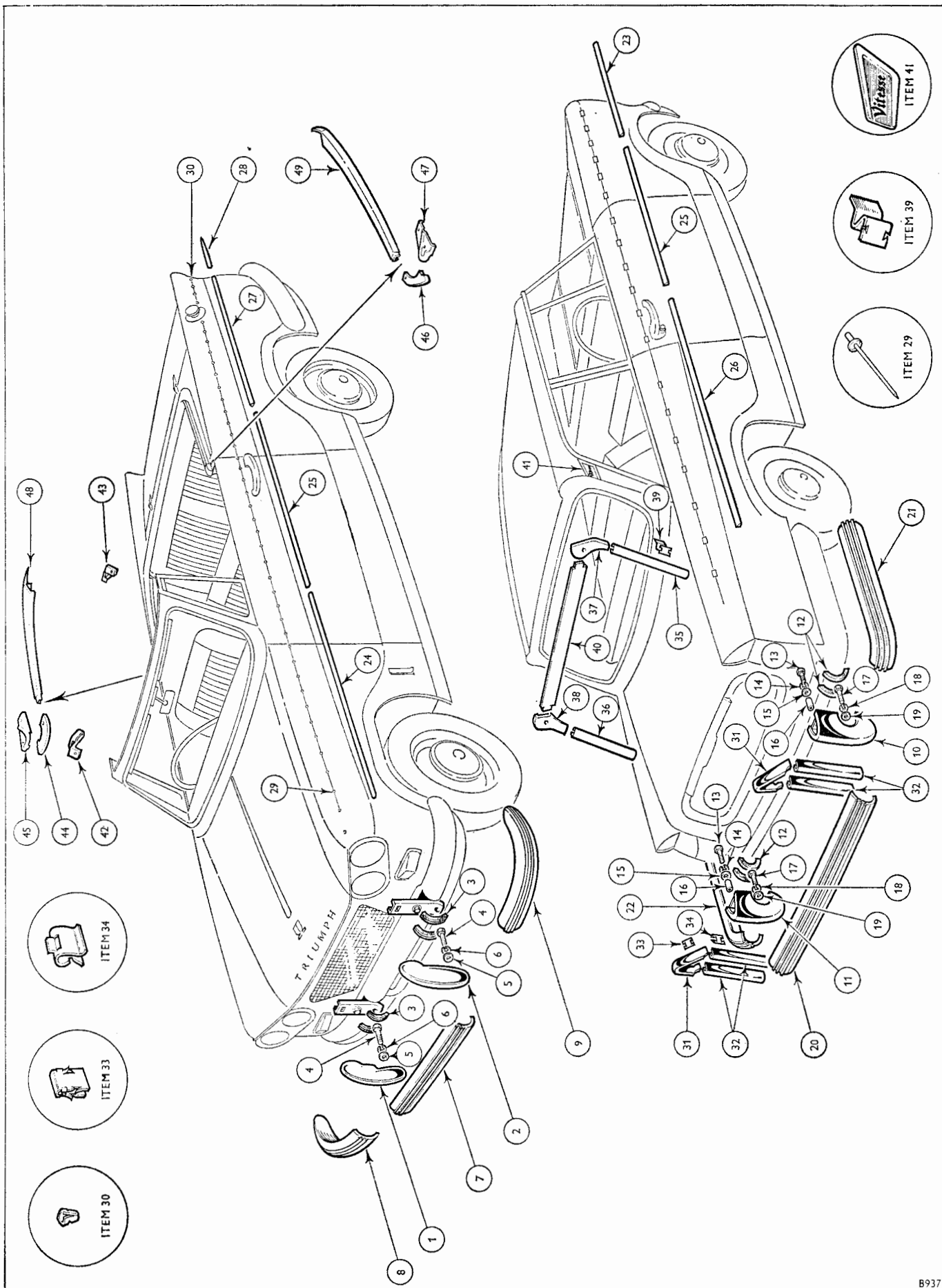
Part No.	Description	Plate No.	No. per Unit	Remarks
FOLDING HEAD COMPLETE—cont.				
609292	REAR STICK AND REAR INTERMEDIATE STICK ASSEMBLY	AY50	1	
WP0131	Washer, plain		2	
WP0153	Washer, plain		2	
HN2008	Nut		2	
704418	Retainer, weatherstrip—Front Stick	AY51	1	
609333	Retainer, weatherstrip—Front Cantrail	AY52	2	
609334	Retainer, weatherstrip—Rear Cantrail	AY53	2	
704464	Retainer, weatherstrip—'B' Post upper, R.H.	AY54	1	
704463	Retainer, weatherstrip—'B' Post upper, L.H.	AY55	1	
YZ3324	Screw, weatherstrip retainer to front stick inner panel	AY56	9	
PT0453	Screw, set	AY57	12	
WP0004	Washer, plain	AY58	12	
WN0704	Washer, shakeproof	AY59	12	
HN2054	Nut	AY60	12	
PT0453	Screw, set		6	
WP0004	Washer, plain		6	
WN0704	Washer, shakeproof		6	
HN2054	Nut		6	
PT0453	Screw, set		12	
WP0004	Washer, plain		12	
WN0704	Washer, shakeproof		12	
HN2054	Nut		12	
609366	Weatherstrip, front stick	AY61	1	
609340	Weatherstrip, hood sides	AY62	2	
609602	Finisher, roof header—Black	AY63	1	
609603	Finisher, roof header—Sebring White	AY64	1	
609769	End Finisher, front stick—R.H.		1	
609770	End Finisher, front stick—L.H.		1	
609332	Head Catch assembly, screen header	AY65	2	
609331	Head Catch assembly, front stick rear panel	AY66	2	
509210	Screw, set	AY67	8	
608605	Washer, special	AY68	8	

Note:—Items marked thus † are available on our Factory Exchange Unit Scheme

BODY AND FITTINGS

Part No.	Description	Plate No.	No. per Unit	Remarks
FOLDING HEAD COMPLETE—cont.				
563868	HOOD WEBBING	AY69	2	
602030	Plate } Webbing	AY70	2	
561210	Rivet, imex } to body		4	
609998	Plate } Webbing	AY71	6	
561210	Rivet, imex } to sticks		12	
609825	Plate } Webbing	AY72	2	
561210	Rivet, imex } to rear sticks		4	
705737	HOOD ASSEMBLY (BLACK)		1	
705738	HOOD ASSEMBLY (SEBRING WHITE)		1	
560839	Backlight		1	
560840	Light, rear quarter		2	
705666	Strip, finishing, hood cover, rear deck	AY73	1	
509688	Screw, set }		12	
610624	Stud, durable } Hood cover and		12	
VVN0703	Washer, shakeproof } finishing strip to		12	
WP0003	Washer, plain } rear deck flange		12	
HN2053	Nut }		12	
804066	Finisher, rear hood stick	AY74	1	
509224	Screw }		2	
609402	Clip, finisher } Finisher to rear hood stick		5	
561210	Rivet, imex }		5	
609699	HOOD COMPARTMENT COVER ASSEMBLY (BLACK)		1	
609706	HOOD COMPARTMENT COVER ASSEMBLY (SEBRING WHITE)		1	
562133	Button } Hood		28	
562134	Socket } compartment cover		28	
610624	Stud } Finisher to		10	
563769	Rivet, pop } tonneau support rail		10	

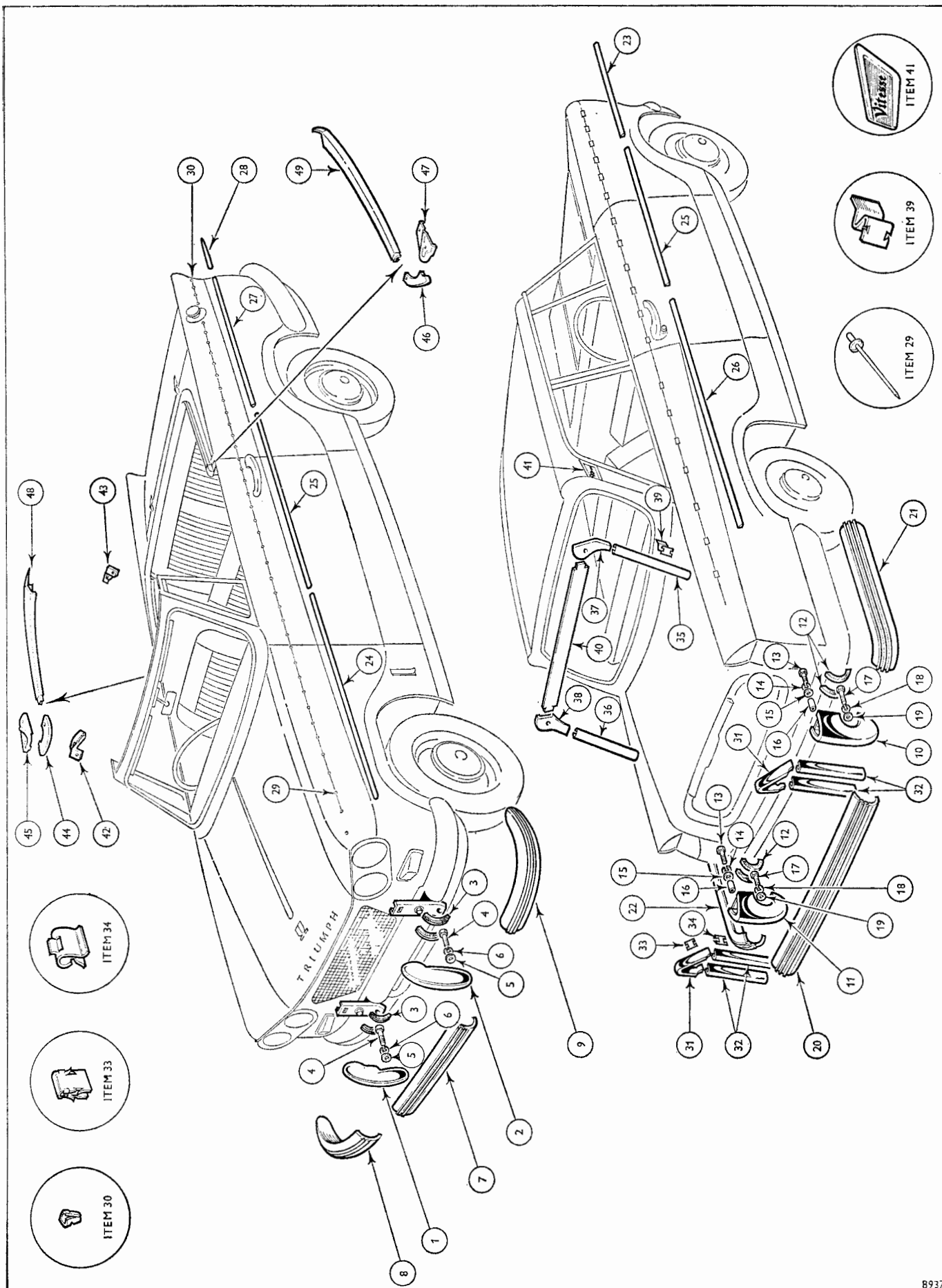
Note:—Items marked thus † are available on our Factory Exchange Unit Scheme



BODY AND FITTINGS

Part No.	Description	Plate No.	No. per Unit	Remarks
OVERIDER DETAILS				
706155	FRONT OVERIDER ASSEMBLY—R.H.	AZ1	1	
706154	FRONT OVERIDER ASSEMBLY—L.H.	AZ2	1	
608491	Moulding , front overider—Black	AZ3	4	
HU0807/P	Setscrew	AZ4	4	
WP0008	Washer , plain	AZ5	4	Front overiders to mounting bracket
WL0208	Washer , lock	AZ6	4	
706220	Bumper , front, centre	AZ7	1	
806528	Bumper , front, outer—R.H.	AZ8	1	
806527	Bumper , front, outer—L.H.	AZ9	1	
567894	Rivet , pop, bumper attachment		6	
703709	REAR OVERIDER ASSEMBLY—R.H.	AZ10	1	
703708	REAR OVERIDER ASSEMBLY—L.H.	AZ11	1	
608503	Moulding , rear overider—Black	AZ12	4	Alternative to 614041
614041	Moulding , rear overider—Black		4	Alternative to 608503
HB0915	Bolt	AZ13	2	
WL0209	Washer , lock	AZ14	2	Rear overider upper attachments
WV0164	Washer , plain	AZ15	2	
608858	Tube , spacer	AZ16	2	
HB0944	Bolt	AZ17	2	
WV0209	Washer , lock	AZ18	2	Rear overider lower attachments
WV0009	Washer , plain	AZ19	2	
503467	Screw , self-tapping, end finishers to front valances		2	
806501	Bumper , rear, centre	AZ20	1	
806503	Bumper , rear side—R.H.	AZ21	1	
806502	Bumper , rear side—L.H.	AZ22	1	
567894	Rivet , pop, bumper attachment		4	
BODY MOULDINGS AND FITTINGS				
706165	Moulding , waist, bonnet—R.H.	AZ23	1	
706164	Moulding , waist, bonnet—L.H.	AZ24	1	
703733	Moulding , waist, door	AZ25	2	
806995	Moulding , waist, tonneau side—R.H.	AZ26	1	
706652	Moulding , waist, tonneau side—L.H.	AZ27	1	
613141	Moulding , waist, tonneau side—L.H. rear	AZ28	1	
567228	Clip and rivet	AZ29	42	Moulding to bonnet, door and tonneau waist
557922	Imex		42	
559176	Clip , tubular, side mouldings to tonneau, rear end	AZ30	2	
704724	Moulding , rear lamp surround, upper	AZ31	2	
704782	Moulding , rear lamp surround, lower	AZ32	4	
612628	Clip , moulding, upper, rear lamp surround to body	AZ33	8	Alternative to 609742
609742	Clip , moulding, upper, rear lamp surround to body		8	Alternative to 612628
612211	Clip , moulding, lower, rear lamp surround to body	AZ34	12	
Note: —For details of chrome finisher, roof to rear deck, see page 78.				

Note:—Items marked thus † are available on our Factory Exchange Unit Scheme

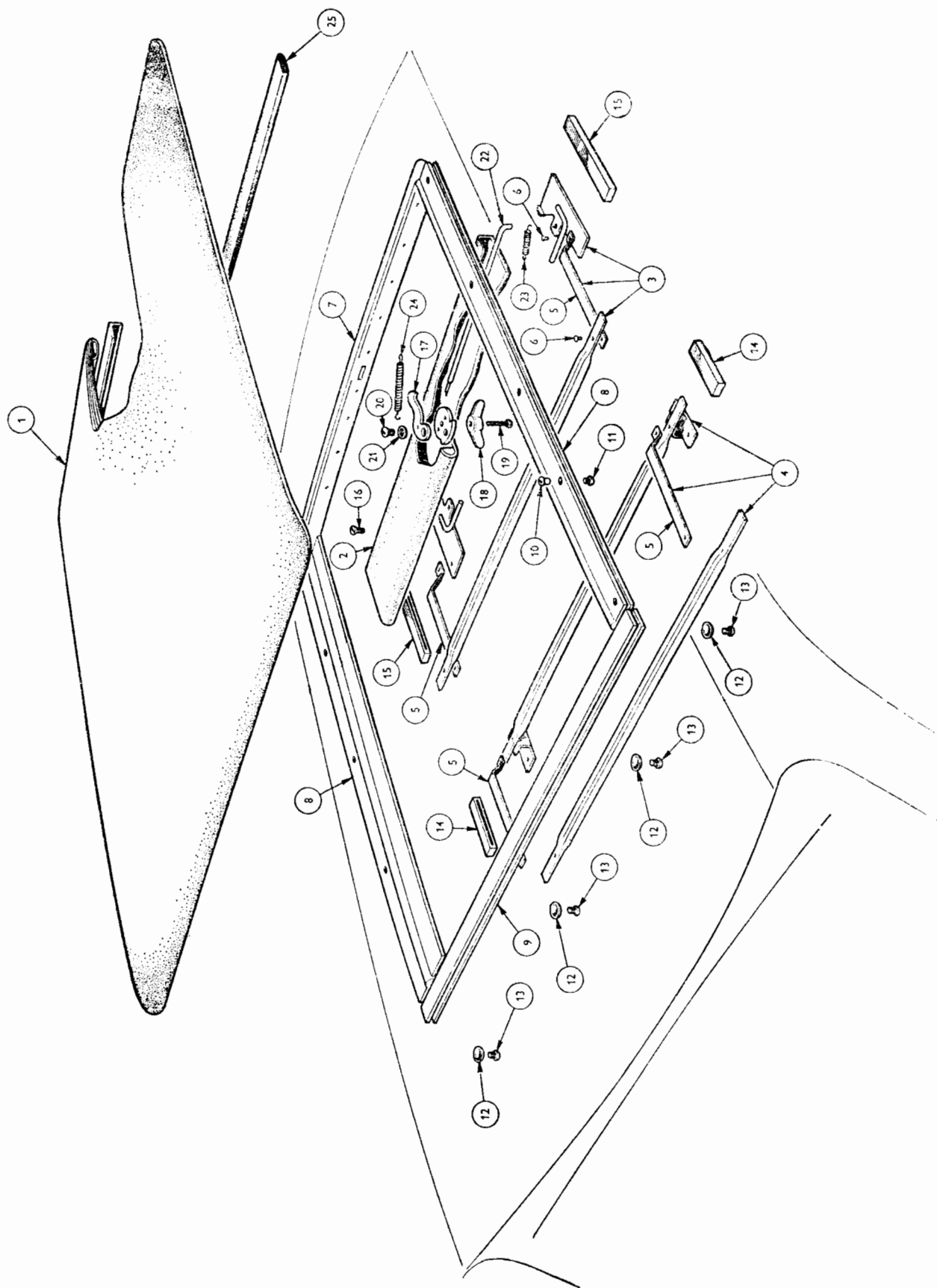


BODY AND FITTINGS

Part No.	Description	Plate No.	No. per Unit	Remarks
ROOF MOULDINGS AND FITTINGS				
609758	Capping, rear side—R.H.	AZ35	1	
609757	Capping, rear side—L.H.	AZ36	1	
704744	Capping, rear corner, roof—R.H.	AZ37	1	
704743	Capping, rear corner, roof—L.H.	AZ38	1	
609891	Clip, capping, rear side to roof	AZ39	6	
704026	Capping, rear, upper	AZ40	1	
FC2803/4	Nut, spire		5	
502658	Screw, self tapping		5	
612166	Cover plate, 'Vitesse' roof joint—R.H.	AZ41	1	Not required for U.S.A. Fitted up to Body No. HBD2855 only. All other markets All U.S.A. Fitted from Body No. HBD 2856 and future. All other markets
612165	Cover plate, 'Vitesse' roof joint—L.H.		1	
613294	Cover plate, 'Triumph' roof joint—R.H.		1	
613293	Cover plate, 'Triumph' roof joint—L.H.		1	
FW1105	Fix, cover attachment		4	
CAPPINGS—CONVERTIBLE ONLY				
610149	Capping, door seal, 'A' post, top—R.H.	AZ42	1	
610148	Capping, door seal, 'A' post, top—L.H.	AZ43	1	
YA0303	Screw, capping attachment		2	
611238	Capping, 'B' post—R.H.—Front	AZ44	1	
611258	Capping, 'B' post—R.H.—Rear	AZ45	1	
611237	Capping, 'B' post—L.H.—Front	AZ46	1	
611257	Capping, 'B' post—L.H.—Rear	AZ47	1	
509191	Screw, cappings to 'B' post		4	
610624	Stud		6	
563769	Rivet		6	
704684	Finisher, squab rail (Pink Wistaria)—R.H.	AZ48	1	
704683	Finisher, squab rail (Pink Wistaria)—L.H.	AZ49	1	
807312	Board assembly, trunk closing		1	
609482	Bracket, trunk closing board support		1	
WM0081	Washer, plain, bracket and access hole cover to floor		2	

Catalogue No. 511408 Issue 2.

Note:—Items marked thus † are available on our Factory Exchange Unit Scheme

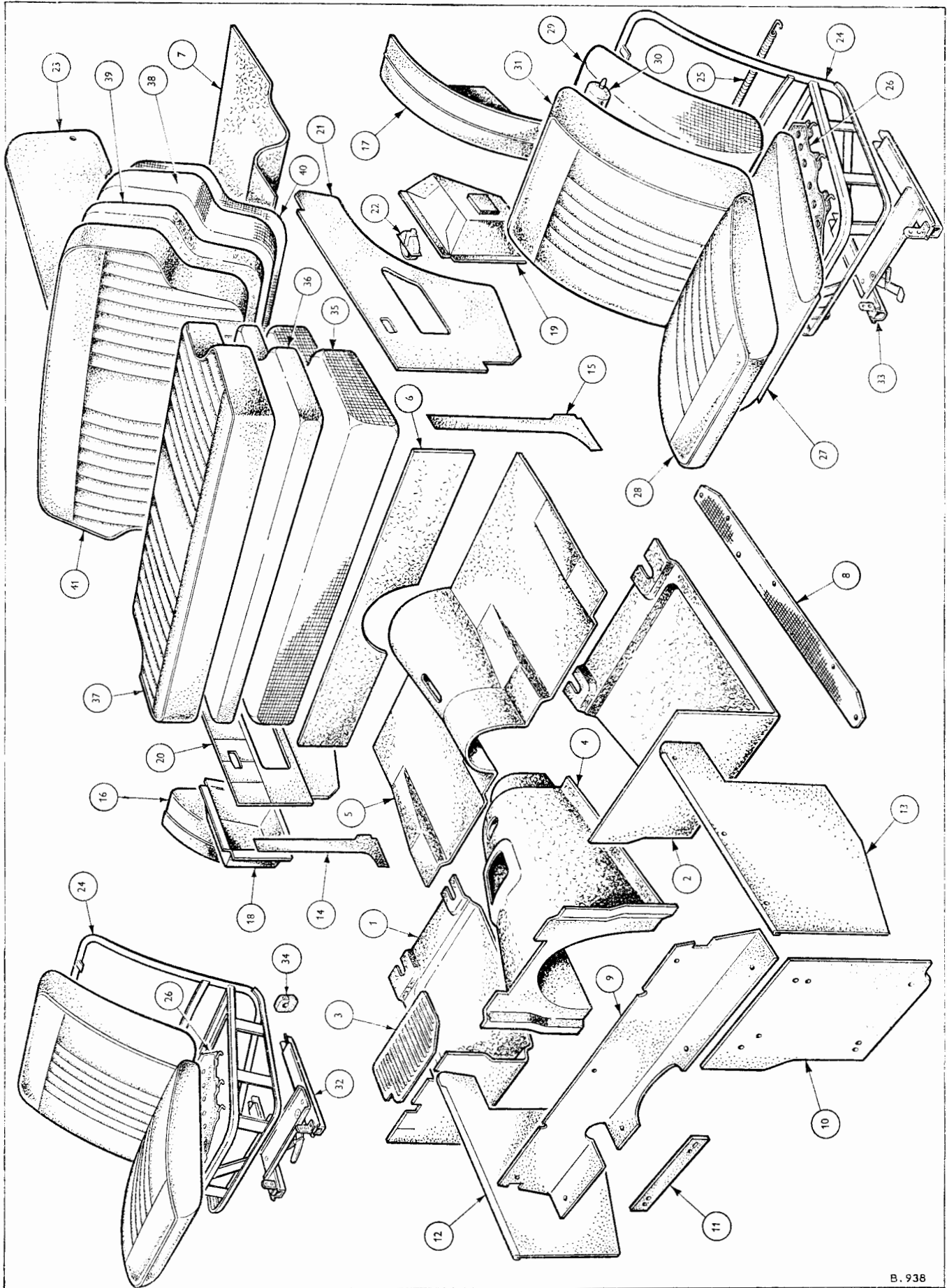


BODY AND FITTINGS

Part No.	Description	Plate No.	No. per Unit	Remarks
SLIDING ROOF				Special Orders Only
807524	Sliding roof complete—Black		1	
707325	Cover assembly , sliding roof—Black	AZS1	1	
707320	Control channel , trimmed assembly	AZS2	1	
614071	Front side assembly	AZS3	1	
500225	Washer , plain (Brass), fitted on front slide		2	
707244	Listing rail assembly , intermediate	AZS4	1	
614017	Spring , lifting	AZS5	4	
RF2403	Rivet	AZS6	8	
707260	Front angle assembly	AZS7	1	
707216	Side rail	AZS8	2	
707264	Rear rail	AZS9	1	
564998	Rivet , pop, front rail to roof		2	
554407	Rivet , rear and front rails to roof		14	
613969	Sleeve } Side rail to roof	AZS10	10	
613970	Screw }	AZS11	10	
614022	Washer , disc, chrome plated } Rear cover	AZS12	4	
512216	Screw , set } plate to roof	AZS13	4	
617314	Washer , sealing—Rear cover plate assembly to roof		4	
614019	Slide , intermediate	AZS14	2	
614029	Slide , front	AZS15	2	
512381	Screw , front cover plate assembly to control box assembly	AZS16	2	
614051	Hook , locking	AZS17	1	
613973	Handle	AZS18	1	
512466	Screw , handle to control box	AZS19	1	
569247	Screw		1	
506751	Washer , shakeproof } Hook to cam	AZS20	1	
512467	Washer , plain }	AZS21	1	
614013	Push rod	AZS22	1	
PC0007	Pin , cotter, securing push rod to front slide		1	
614040	Spring , front slide	AZS23	2	
614010	Tension , spring	AZS24	1	
569237	Rubber , strip, front	AZS25	1	

Catalogue No. 511408 Issue 1

Note:—Items marked thus † are available on our Factory Exchange Unit Scheme



BODY AND FITTINGS

Part No.	Description	Plate No.	No. per Unit	Remarks
BODY TRIM				
Note: —Due to wide variation in colour combinations, and possible deterioration in storing, trim assemblies are not held in stock but are manufactured when ordered. To facilitate the matching of trim assemblies, a sample of the material should be sent together with the commission number of the vehicle.				
705026	HEADLINING ASSEMBLY		1	
703988	Listing Rail, No. 1		1	
703989	Listing Rail, No. 2		1	
703990	Listing Rail, No. 3		1	
703991	Listing Rail, No. 4		1	
704008	Listing Rail, No. 5		1	
608307	Clip, locating listing rail		2	
566061	Headlining, screen header, Sebring White		1	
566063	Headlining, 'A' post, Sebring White—R.H.		1	
566062	Headlining, 'A' post, Sebring White—L.H.		1	
CARPETS AND RUBBER MATS				
805055	Carpet, front floor, Smoke Grey and Black mottle—R.H.—R.H.S.	BA1	1	
805047	Carpet, front floor, Smoke Grey and Black mottle—L.H.—R.H.S.	BA2	1	
805071	Carpet, front floor, Smoke Grey and Black mottle—R.H.—L.H.S.		1	
805063	Carpet, front floor, Smoke Grey and Black mottle—L.H.—L.H.S.		1	
611022	Carpet, front floor, Smoke Grey and Black mottle—L.H.—L.H.S. (U.S.A. only)		1	
612174	Mat, heel—R.H.S.	BA3	1	
608588	Mat, heel—L.H.S.		1	
567609	Mat, rubber, front—R.H.S.		1	} Export only
567616	Mat, rubber, front—L.H.S.		1	
YA0366	Screw } Carpet or		2	
CD24152	Washer, cup } mat attachment		2	
805080	Carpet, gearbox cover, Smoke Grey and Black mottle—R.H.S.	BA4	1	
805079	Carpet, gearbox cover, Smoke Grey and Black mottle—L.H.S.		1	
612108	Carpet, rear floor, Smoke Grey and Black mottle—Saloon only	BA5	1	
612098	Carpet, rear floor, Smoke Grey and Black mottle—Convertible only		1	
568116	Mat, rubber, rear floor—Saloon only		1	} Export only
568123	Mat, rubber, rear floor—Convertible only		1	
YA0366	Screw } Rear mat		2	
CD24152	Washer, cup } to floor		2	
611069/Sal.	Mat, heelboard, saloon only—Phantom Grey	BA6	1	
611068/Sal.	Mat, heelboard, saloon only—Matador Red		1	
611072/Sal.	Mat, heelboard, saloon only—Black		1	
806491	Mat assembly, luggage floor—Saloon only	BA7	1	
806493	Mat assembly, luggage floor—Convertible only		1	
553252	Button } Luggage floor		5	
554517	Socket } mat attachment		5	
CD26337	Stud }		5	
YA0164	Screw }		5	

Note:—Items marked thus † are available on our Factory Exchange Unit Scheme

BODY AND FITTINGS

Part No.	Description	Plate No.	No. per Unit	Remarks
CARPETS AND RUBBER MATS—cont.				
806598	Plate , tread, sill	BA8	2	
511546	Screw , tread plate attachment		14	
704987	Retainer , carpet and weatherstrip to sill		2	
YA0366	Screw , retainer attachment		12	
612183	Piece , packing, rubber mats to sill		2	
DASH MILLBOARDS				
704032	Millboard , dash upper—R.H.S.	BA9	1	
704031	Millboard , dash upper—L.H.S.		1	
706231	Pad , sound insulation, dash upper—R.H.S.—R.H.		1	
706230	Pad , sound insulation, dash upper—R.H.S.—L.H.		1	
706236	Pad , sound insulation, dash upper—L.H.S.—R.H.		1	
706235	Pad , sound insulation, dash upper—L.H.S.—L.H.		1	
609412	Button , spring, dash upper millboard to dash side, front		4	
609413	Button , spring, dash upper millboard to dash centre, front		2	
703987	Millboard , dash lower—R.H.S.	BA10	1	
706244	Millboard , dash lower—L.H.S.		1	
706233	Pad , sound insulation, dash lower—R.H.S.—R.H.		1	
706232	Pad , sound insulation, dash lower—R.H.S.—L.H.		1	
706238	Pad , sound insulation, dash lower—L.H.S.—R.H.		1	
706237	Pad , sound insulation, dash lower—L.H.S.—L.H.		1	
609412	Button , spring, dash lower millboard to dash		4	
608270	Strip , sound deadening (driver's side)—R.H.S.	BA11	1	
611052	Strip , sound deadening (driver's side)—L.H.S.		1	
609412	Button , spring, sound deadening strip to dash		4	
705465	Millboard , dash side—R.H.—Matador Red		1	Fitted up to Commission No. HB15000 only
705467	Millboard , dash side—R.H.—Phantom Grey	BA12	1	
705475	Millboard , dash side—R.H.—Black		1	
705464	Millboard , dash side—L.H.—Matador Red		1	
705466	Millboard , dash side—L.H.—Phantom Grey	BA13	1	
705474	Millboard , dash side—L.H.—Black		1	
705479	Millboard , dash side—R.H.—Cactus		1	
705477	Millboard , dash side—R.H.—Midnight Blue		1	
705478	Millboard , dash side—L.H.—Cactus		1	
705476	Millboard , dash side—L.H.—Midnight Blue		1	
808203	Millboard , dash side and map pocket assembly, L.H.—R.H.S.—Matador Red		1	Fitted from Commission No. HB15001 and future
808201	Millboard , dash side and map pocket assembly, L.H.—R.H.S.—Black		1	
808207	Millboard , dash side and map pocket assembly, L.H.—R.H.S.—Midnight Blue		1	
808205	Millboard , dash side and map pocket assembly, L.H.—R.H.S.—Cactus		1	
808209	Millboard , dash side and map pocket assembly, R.H.—L.H.S.—Matador Red		1	
808202	Millboard , dash side and map pocket assembly, R.H.—L.H.S.—Black		1	

Note:—Items marked thus † are available on our Factory Exchange Unit Scheme

BODY AND FITTINGS

Part No.	Description	Plate No.	No. per Unit	Remarks
DASH MILLBOARDS—continued				
808208	Millboard , dash side and map pocket assembly, R.H.—L.H.S.—Midnight Blue		1	Fitted from Commission No. HB15001 and future
808206	Millboard , dash side and map pocket assembly, R.H.—L.H.S.—Cactus		1	
705465	Millboard , dash side—R.H.—R.H.S.—Matador Red		1	
705475	Millboard , dash side—R.H.—R.H.S.—Black		1	
705479	Millboard , dash side—R.H.—R.H.S.—Cactus		1	
705477	Millboard , dash side—R.H.—R.H.S.—Midnight Blue		1	
705464	Millboard , dash side—L.H.—L.H.S.—Matador Red		1	
705474	Millboard , dash side—L.H.—L.H.S.—Black		1	
705478	Millboard , dash side—L.H.—L.H.S.—Cactus		1	
705476	Millboard , dash side—L.H.—L.H.S.—Midnight Blue		1	
706234	Pad , sound insulation, dash side		1	
500895	Screw		6	
CD13515	Washer , cup } Millboard to 'A' post		6	
TRIM PADS AND COVERS				
704483	Cover , 'B' post trim—Phantom Grey—R.H.		1	
704482	Cover , 'B' post trim—Phantom Grey—L.H.		1	
704481	Cover , 'B' post trim—Matador Red—R.H.	BA14	1	
704480	Cover , 'B' post trim—Matador Red—L.H.	BA15	1	
704491	Cover , 'B' post trim—Black—R.H.		1	
704490	Cover , 'B' post trim—Black—L.H.		1	
704493	Cover , 'B' post trim—Midnight Blue—R.H.		1	
704492	Cover , 'B' post trim—Midnight Blue—L.H.		1	
704495	Cover , 'B' post trim—Cactus—R.H.		1	
704494	Cover , 'B' post trim—Cactus—L.H.		1	
559642	Cover assembly, wheelarch—Phantom Grey—R.H.		1	
559641	Cover assembly, wheelarch—Phantom Grey—L.H.		1	
559640	Cover assembly, wheelarch—Matador Red—R.H.	BA16	1	
559639	Cover assembly, wheelarch—Matador Red—L.H.	BA17	1	
562310	Cover assembly, wheelarch—Black—R.H.		1	
562309	Cover assembly, wheelarch—Black—L.H.		1	
569366	Cover assembly, wheelarch—Midnight Blue—R.H.		1	
569365	Cover assembly, wheelarch—Midnight Blue—L.H.		1	
569368	Cover assembly, wheelarch—Cactus—R.H.		1	
569367	Cover assembly, wheelarch—Cactus—L.H.		1	
704042	Pocket assembly, rear quarter—Phantom Grey—R.H.		1	Saloon only
704041	Pocket assembly, rear quarter—Phantom Grey—L.H.		1	
704040	Pocket assembly, rear quarter—Matador Red—R.H.	BA18	1	
704039	Pocket assembly, rear quarter—Matador Red—L.H.	BA19	1	
704050	Pocket assembly, rear quarter—Black—R.H.		1	
704049	Pocket assembly, rear quarter—Black—L.H.		1	
704052	Pocket assembly, rear quarter—Midnight Blue—R.H.		1	
704051	Pocket assembly, rear quarter—Midnight Blue—L.H.		1	
704054	Pocket assembly, rear quarter—Cactus—R.H.		1	
704053	Pocket assembly, rear quarter—Cactus—L.H.		1	
608478	Clip , slide on, pocket to trim pad		20	

Note:—Items marked thus † are available on our Factory Exchange Unit Scheme

BODY AND FITTINGS

Part No.	Description	Plate No.	No. per Unit	Remarks
TRIM PADS AND COVERS—continued				
806028	Trim Pad assembly, rear quarter—Phantom Grey—R.H.		1	Saloon only
806027	Trim Pad assembly, rear quarter—Phantom Grey—L.H.		1	
806026	Trim Pad assembly, rear quarter—Matador Red—R.H.	BA20	1	
806025	Trim Pad assembly, rear quarter—Matador Red—L.H.	BA21	1	
806034	Trim Pad assembly, rear quarter—Black—R.H.		1	
806033	Trim Pad assembly, rear quarter—Black—L.H.		1	
806038	Trim Pad assembly, rear quarter—Midnight Blue—R.H.		1	
806037	Trim Pad assembly, rear quarter—Midnight Blue—L.H.		1	
806040	Trim Pad assembly, rear quarter—Cactus—R.H.		1	
806039	Trim Pad assembly, rear quarter—Cactus—L.H.		1	
806053	Trim Pad assembly, rear quarter—Phantom Grey—R.H.		1	Convertible only
806052	Trim Pad assembly, rear quarter—Phantom Grey—L.H.		1	
806051	Trim Pad assembly, rear quarter—Matador Red—R.H.		1	
806050	Trim Pad assembly, rear quarter—Matador Red—L.H.		1	
806059	Trim Pad assembly, rear quarter—Black—R.H.		1	
806058	Trim Pad assembly, rear quarter—Black—L.H.		1	
806063	Trim Pad assembly, rear quarter—Midnight Blue—R.H.		1	
806062	Trim Pad assembly, rear quarter—Midnight Blue—L.H.		1	
806065	Trim Pad assembly, rear quarter—Cactus—R.H.		1	
806064	Trim Pad assembly, rear quarter—Cactus—L.H.		1	
YJ2303	Screw		4	Trim pad to inner attachment bracket
WP0113	Washer, plain		4	
FJ2443/9	Nut, fix		4	
605811	Clip, trim		20	
608516	Clip, trim, longreach		8	Quarter trim pad attachment
610406	Trim assembly, quarter light pillar		2	
612161	REVOLVING ASH TRAY ASSEMBLY (Fitted in rear quarter casing)	BA22	2	Saloon only
806567	REAR QUARTER BOOT MILLBOARD	BA23	1	
612167	Bracket, rear quarter millboard—Floor		1	
612168	Bracket, rear quarter millboard—Rear		1	
554407	Rivet		2	Rear quarter millboard attachment
505306	Washer		2	
YJ2304	Screw		2	
510127	Washer		2	
FU2543	Nut		2	
607774	COAT HOOK		1	
507946	Screw		2	Coat hook attachment
FU2543/4	Fix, spire		2	
DOOR AND QUARTER CAPPING DETAILS				
565291	Capping, door—R.H.		1	Saloon and Convertible
565290	Capping, door—L.H.		1	
508566	Screw	Capping to door	4	
CD24152	Washer, cup		4	
565293	Capping, quarter—R.H.		1	Saloon only
565292	Capping, quarter—L.H.		1	
508566	Screw	Capping to quarter	4	
CD24152	Washer, cup		4	

Note:—Items marked thus † are available on our Factory Exchange Unit Scheme

BODY AND FITTINGS

Part No.	Description	Plate No.	No. per Unit	Remarks
806645	FRONT SEAT TRIMMED ASSEMBLY (LESS SEAT SLIDES) P.V.C. TRIM—PHANTOM GREY		2	Fitted up to Commission No. HB18763 only
806644	FRONT SEAT TRIMMED ASSEMBLY (LESS SEAT SLIDES) P.V.C. TRIM—MATADOR RED		2	
806646	FRONT SEAT TRIMMED ASSEMBLY (LESS SEAT SLIDES) P.V.C. TRIM—BLACK		2	
806647	FRONT SEAT TRIMMED ASSEMBLY (LESS SEAT SLIDES) P.V.C. TRIM—MIDNIGHT BLUE		2	
806648	FRONT SEAT TRIMMED ASSEMBLY (LESS SEAT SLIDES) P.V.C. TRIM—CACTUS		2	
806651	FRONT SEAT TRIMMED ASSEMBLY (LESS SEAT SLIDES) LEATHER TRIM—PHANTOM GREY		2	
806650	FRONT SEAT TRIMMED ASSEMBLY (LESS SEAT SLIDES) LEATHER TRIM—MATADOR RED		2	
806652	FRONT SEAT TRIMMED ASSEMBLY (LESS SEAT SLIDES) LEATHER TRIM—BLACK		2	
806653	FRONT SEAT TRIMMED ASSEMBLY (LESS SEAT SLIDES) LEATHER TRIM—MIDNIGHT BLUE		2	
806654	FRONT SEAT TRIMMED ASSEMBLY (LESS SEAT SLIDES) LEATHER TRIM—CACTUS		2	
806640	Frame assembly, front seat	BA24	2	
612273	Spring , cushion tension	BA25	2	
612251	Diaphragm assembly, seat base	BA26	2	
806643	Pad , front seat cushion	BA27	2	
566612	Cover assembly, front seat cushion, P.V.C. trim—Phantom Grey		2	
566611	Cover assembly, front seat cushion, P.V.C. trim—Matador Red	BA28	2	
566613	Cover assembly, front seat cushion, P.V.C. trim—Black		2	
566614	Cover assembly, front seat cushion, P.V.C. trim—Midnight Blue		2	
566615	Cover assembly, front seat cushion, P.V.C. trim—Cactus		2	

Note:—Items marked thus † are available on our Factory Exchange Unit Scheme

BODY AND FITTINGS

Part No.	Description	Plate No.	No. per Unit	Remarks
FRONT SEAT TRIMMED ASSEMBLY—cont.				
566618	Cover assembly, front seat cushion, leather trim—Phantom Grey		2	Fitted up to Commission No. HB18763 only
566617	Cover assembly, front seat cushion, leather trim—Matador Red	BA28	2	
566619	Cover assembly, front seat cushion, leather trim—Black		2	
566620	Cover assembly, front seat cushion, leather trim—Midnight Blue		2	
566621	Cover assembly, front seat cushion, leather trim—Cactus		2	
608862	Clip, trim		4	
608817	Clip, trim		32	
610520	Clip, trim		8	
806132	Board, squab		2	
806641	Case, spring, front seat squab	BA29	2	
705921	Roll, top, squab	BA30	2	
566624	Cover assembly, front seat squab, P.V.C. trim—Phantom Grey		2	
566623	Cover assembly, front seat squab, P.V.C. trim—Matador Red	BA31	2	
566625	Cover assembly, front seat squab, P.V.C. trim—Black		2	
566626	Cover assembly, front seat squab, P.V.C. trim—Midnight Blue		2	
566627	Cover assembly, front seat squab, P.V.C. trim—Cactus		2	
566630	Cover assembly, front seat squab, leather trim—Phantom Grey		2	
566629	Cover assembly, front seat squab, leather trim—Matador Red	BA31	2	
566631	Cover assembly, front seat squab, leather trim—Black		2	
566632	Cover assembly, front seat squab, leather trim—Midnight Blue		2	
566633	Cover assembly, front seat squab, leather trim—Cactus		2	
608817	Clip, trim, front seat squab		20	
808279	FRONT SEAT TRIMMED ASSEMBLY (LESS SLIDES) P.V.C. TRIM—MATADOR RED		2	Fitted from Commission No. HB18764 and future
808280	FRONT SEAT TRIMMED ASSEMBLY (LESS SLIDES) P.V.C. TRIM—MIDNIGHT BLUE		2	
808281	FRONT SEAT TRIMMED ASSEMBLY (LESS SLIDES) P.V.C. TRIM—CACTUS		2	
808282	FRONT SEAT TRIMMED ASSEMBLY (LESS SLIDES) P.V.C. TRIM—BLACK		2	
808289	FRONT SEAT TRIMMED ASSEMBLY (LESS SLIDES) LEATHER TRIM—MATADOR RED		2	

Note:—Items marked thus † are available on our Factory Exchange Unit Scheme

BODY AND FITTINGS

Part No.	Description	Plate No.	No. per Unit	Remarks
808290	FRONT SEAT TRIMMED ASSEMBLY (LESS SLIDES) LEATHER TRIM—MIDNIGHT BLUE		2	} Fitted from Commission No. HB18764 and future
808291	FRONT SEAT TRIMMED ASSEMBLY (LESS SLIDES) LEATHER TRIM—CACTUS		2	
808293	FRONT SEAT TRIMMED ASSEMBLY (LESS SLIDES) LEATHER TRIM—BLACK		2	
808162	Frame assembly, front seat		2	
612273	Spring , cushion tension		2	
708060	Diaphragm assembly, seat base		2	
708041	Pad , front seat cushion		2	
566611	Cover assembly, front seat cushion, P.V.C. trim—Matador Red		2	
566614	Cover assembly, front seat cushion, P.V.C. trim—Midnight Blue		2	
566615	Cover assembly, front seat cushion, P.V.C. trim—Cactus		2	
566613	Cover assembly, front seat cushion, P.V.C. trim—Black		2	
566617	Cover assembly, front seat cushion, leather trim—Matador Red		2	
566620	Cover assembly, front seat cushion, leather trim—Midnight Blue		2	
566621	Cover assembly, front seat cushion, leather trim—Cactus		2	
566619	Cover assembly, front seat cushion, leather trim—Black		2	
608862	Clip , trim	} Front seat cushion	4	
608817	Clip , trim		32	
610520	Clip , trim		8	
806132	Board , squab		2	
808275	Case , spring, front seat squab		2	
705921	Roll , top, squab		2	
566623	Cover assembly, front seat squab, P.V.C. trim—Matador Red		2	
566626	Cover assembly, front seat squab, P.V.C. trim—Midnight Blue		2	
566627	Cover assembly, front seat squab, P.V.C. trim—Cactus		2	
566625	Cover assembly, front seat squab, P.V.C. trim—Black		2	
566629	Cover assembly, front seat squab, leather trim—Matador Red		2	
566632	Cover assembly, front seat squab, leather trim—Midnight Blue		2	
566633	Cover assembly, front seat squab, leather trim—Cactus		2	
566631	Cover assembly, front seat squab, leather trim—Black		2	
608817	Clip , trim, front seat squab		20	

Note:—Items marked thus † are available on our Factory Exchange Unit Scheme

BODY AND FITTINGS

Part No.	Description	Plate No.	No. per Unit	Remarks
FRONT SEAT TRIMMED ASSEMBLY—cont.				
806971	Slide assembly—R.H. seat	BA32	1	Alternative to 806952-3
806970	Slide assembly—L.H. seat	BA33	1	
806953	Slide assembly—R.H. seat		2	Alternative to 806970-1
806952	Slide assembly—L.H. seat		2	
609966/H	Knob (Screw type)		2	
609966/C	Knob (Clip type)		2	
HU0806	Screw, set		4	
WP0133	Washer, plain	}	8	Seat slides to seat
YN2908	Nut, nyloc		4	
HU0808P	Bolt		8	
WP0048	Washer, plain		16	
FS2704	Nut, grip	}	4	Seat slides to floor
FQ3406	Retainer, nut		4	
HU0808P	Bolt		4	
HU0812P	Bolt		4	
WP0048	Washer, plain	}	8	Seat slides to floor
605744	Packing		4	
608759	Block, seat adjusting (driver's side only)		2	
608777	Sleeve, rubber, split		1	
701384	Clip, spring, front seat slide		1	
608769	Packing, rubber, in spring clip		1	
PT0503	Screw		2	
WE0605	Washer, shakeproof	}	2	Spring clip to seat slide
HN2005	Nut		2	
903111	REAR SEAT CUSHION TRIMMED ASSEMBLY, P.V.C. TRIM—PHANTOM GREY		1	Saloon only
903110	REAR SEAT CUSHION TRIMMED ASSEMBLY, P.V.C. TRIM—MATADOR RED		1	
903112	REAR SEAT CUSHION TRIMMED ASSEMBLY, P.V.C. TRIM—BLACK		1	
903113	REAR SEAT CUSHION TRIMMED ASSEMBLY, P.V.C. TRIM—MIDNIGHT BLUE		1	
903114	REAR SEAT CUSHION TRIMMED ASSEMBLY, P.V.C. TRIM—CACTUS		1	
902699	REAR SEAT CUSHION TRIMMED ASSEMBLY, LEATHER TRIM—PHANTOM GREY		1	
902698	REAR SEAT CUSHION TRIMMED ASSEMBLY, LEATHER TRIM—MATADOR RED		1	

Note:—Items marked thus † are available on our Factory Exchange Unit Scheme

BODY AND FITTINGS

Part No.	Description	Plate No.	No. per Unit	Remarks
902702	REAR SEAT CUSHION TRIMMED ASSEMBLY, LEATHER TRIM—BLACK		1	} Saloon only
902703	REAR SEAT CUSHION TRIMMED ASSEMBLY, LEATHER TRIM—MIDNIGHT BLUE		1	
902704	REAR SEAT CUSHION TRIMMED ASSEMBLY, LEATHER TRIM—CACTUS		1	
902679	Case, spring, rear seat cushion	BA35	1	
805581	Pad, rear seat cushion	BA36	1	
566285	Cover assembly, rear seat cushion, P.V.C. trim—Phantom Grey		1	
566284	Cover assembly, rear seat cushion, P.V.C. trim—Matador Red	BA37	1	
566286	Cover assembly, rear seat cushion, P.V.C. trim—Black		1	
566287	Cover assembly, rear seat cushion, P.V.C. trim—Midnight Blue		1	
566288	Cover assembly, rear seat cushion, P.V.C. trim—Cactus		1	
563469	Cover assembly, rear seat cushion, leather trim—Phantom Grey		1	
563468	Cover assembly, rear seat cushion, leather trim—Matador Red	BA37	1	
563472	Cover assembly, rear seat cushion, leather trim—Black		1	
563473	Cover assembly, rear seat cushion, leather trim—Midnight Blue		1	
563474	Cover assembly, rear seat cushion, leather trim—Cactus		1	
903172	REAR SEAT CUSHION TRIMMED ASSEMBLY, P.V.C. TRIM—PHANTOM GREY		1	} Convertible only
903171	REAR SEAT CUSHION TRIMMED ASSEMBLY, P.V.C. TRIM—MATADOR RED		1	
903174	REAR SEAT CUSHION TRIMMED ASSEMBLY, P.V.C. TRIM—MIDNIGHT BLUE		1	
903175	REAR SEAT CUSHION TRIMMED ASSEMBLY, P.V.C. TRIM—CACTUS		1	
903173	REAR SEAT CUSHION TRIMMED ASSEMBLY, P.V.C. TRIM—BLACK		1	
902893	REAR SEAT CUSHION TRIMMED ASSEMBLY, LEATHER TRIM—PHANTOM GREY		1	

Note:—Items marked thus † are available on our Factory Exchange Unit Scheme

BODY AND FITTINGS

Part No.	Description	Plate No.	No. per Unit	Remarks
902892	REAR SEAT CUSHION TRIMMED ASSEMBLY, LEATHER TRIM—MATADOR RED		1	Convertible only
902898	REAR SEAT CUSHION TRIMMED ASSEMBLY, LEATHER TRIM—BLUE		1	
902899	REAR SEAT CUSHION TRIMMED ASSEMBLY, LEATHER TRIM—CACTUS		1	
902896	REAR SEAT CUSHION TRIMMED ASSEMBLY, LEATHER TRIM—BLACK		1	
901986	Case, spring, rear seat cushion		1	
804136	Pad, rear seat cushion		1	
566670	Cover assembly, rear seat cushion, P.V.C. trim—Phantom Grey		1	
566669	Cover assembly, rear seat cushion, P.V.C. trim—Matador Red		1	
566672	Cover assembly, rear seat cushion, P.V.C. trim—Midnight Blue		1	
566673	Cover assembly, rear seat cushion, P.V.C. trim—Cactus		1	
566671	Cover assembly, rear seat cushion, P.V.C. trim—Black		1	
563977	Cover assembly, rear seat cushion, leather trim—Phantom Grey		1	
563976	Cover assembly, rear seat cushion, leather trim—Matador Red		1	
563982	Cover assembly, rear seat cushion, leather trim—Midnight Blue		1	
563983	Cover assembly, rear seat cushion, leather trim—Cactus		1	
563980	Cover assembly, rear seat cushion, leather trim—Black		1	
806554	REAR SEAT SQUAB TRIMMED ASSEMBLY, P.V.C. TRIM—PHANTOM GREY		1	Saloon only
806553	REAR SEAT SQUAB TRIMMED ASSEMBLY, P.V.C. TRIM—MATADOR RED		1	
806556	REAR SEAT SQUAB TRIMMED ASSEMBLY, P.V.C. TRIM—MIDNIGHT BLUE		1	
806557	REAR SEAT SQUAB TRIMMED ASSEMBLY, P.V.C. TRIM—CACTUS		1	
806555	REAR SEAT SQUAB TRIMMED ASSEMBLY, P.V.C. TRIM—BLACK		1	

Note:—Items marked thus † are available on our Factory Exchange Unit Scheme

BODY AND FITTINGS

Part No.	Description	Plate No.	No. per Unit	Remarks
806561	REAR SEAT SQUAB TRIMMED ASSEMBLY, LEATHER TRIM— PHANTOM GREY		1	} Saloon only
806560	REAR SEAT SQUAB TRIMMED ASSEMBLY, LEATHER TRIM— MATADOR RED		1	
806562	REAR SEAT SQUAB TRIMMED ASSEMBLY, LEATHER TRIM—BLACK		1	
806563	REAR SEAT SQUAB TRIMMED ASSEMBLY, LEATHER TRIM— MIDNIGHT BLUE		1	
806564	REAR SEAT SQUAB TRIMMED ASSEMBLY, LEATHER TRIM—CACTUS		1	
902748	Case, spring, rear seat squab	BA38	1	
803689	Pad, rear seat squab	BA39	1	
563732	Backing, rear seat squab	BA40	1	
566641	Cover assembly, rear seat squab, P.V.C. trim—Phantom Grey		1	
566640	Cover assembly, rear seat squab, P.V.C. trim—Matador Red	BA41	1	
566642	Cover assembly, rear seat squab, P.V.C. trim—Black		1	
566643	Cover assembly, rear seat squab, P.V.C. trim— Midnight Blue		1	
566644	Cover assembly, rear seat squab, P.V.C. trim— Cactus		1	
566648	Cover assembly, rear seat squab, leather trim—Phantom Grey		1	
566647	Cover assembly, rear seat squab, leather trim—Matador Red	BA41	1	
566650	Cover assembly, rear seat squab, leather trim— Midnight Blue		1	} Convertible only
566651	Cover assembly, rear seat squab, leather trim— Cactus		1	
566649	Cover assembly, rear seat squab, leather trim—Black		1	
608817	Clip, trim } Rear seat		12	
608942	Clip, trim } squab		14	
806657	REAR SEAT SQUAB TRIMMED ASSEMBLY, P.V.C. TRIM—PHANTOM GREY		1	
806656	REAR SEAT SQUAB TRIMMED ASSEMBLY, P.V.C. TRIM—MATADOR RED		1	
806659	REAR SEAT SQUAB TRIMMED ASSEMBLY, P.V.C. TRIM—MIDNIGHT BLUE		1	

Note:—Items marked thus † are available on our Factory Exchange Unit Scheme

BODY AND FITTINGS

Part No.	Description	Plate No.	No. per Unit	Remarks
806660	REAR SEAT SQUAB TRIMMED ASSEMBLY, P.V.C. TRIM—CACTUS		1	Convertible only
806658	REAR SEAT SQUAB TRIMMED ASSEMBLY, P.V.C. TRIM—BLACK		1	
806663	REAR SEAT SQUAB TRIMMED ASSEMBLY, LEATHER TRIM— PHANTOM GREY		1	
806662	REAR SEAT SQUAB TRIMMED ASSEMBLY, LEATHER TRIM— MATADOR RED		1	
806665	REAR SEAT SQUAB TRIMMED ASSEMBLY, LEATHER TRIM— MIDNIGHT BLUE		1	
806666	REAR SEAT SQUAB TRIMMED ASSEMBLY, LEATHER TRIM—CACTUS		1	
806664	REAR SEAT SQUAB TRIMMED ASSEMBLY, LEATHER TRIM—BLACK		1	
804092	Board, squab		1	
804091	Pad, hair		1	
804090	Channel, trim		1	
609635	Angle, trim—R.H.		1	
609634	Angle, trim—L.H.		1	
566658	Cover assembly, rear seat squab, P.V.C. trim—Phantom Grey		1	
566657	Cover assembly, rear seat squab, P.V.C. trim—Matador Red		1	
566660	Cover assembly, rear seat squab, P.V.C. trim— Midnight Blue		1	
566661	Cover assembly, rear seat squab, P.V.C. trim— Cactus		1	
566659	Cover assembly, rear seat squab, P.V.C. trim—Black		1	
566664	Cover assembly, rear seat squab, leather trim—Phantom Grey		1	
566663	Cover assembly, rear seat squab, leather trim—Matador Red		1	
566666	Cover assembly, rear seat squab, leather trim— Midnight Blue		1	
566667	Cover assembly, rear seat squab, leather trim— Cactus		1	
566665	Cover assembly, rear seat squab, leather trim—Black		1	
WP0120	Washer, plain	} Rear squab attachment	2	
HN2007	Nut		2	

Note:—Items marked thus † are available on our Factory Exchange Unit Scheme

MISCELLANEOUS BODY FITTINGS

Part No.	Description	Plate No.	No. per Unit	Remarks
GROMMETS AND BLANKING PLUGS				
61917	GROMMET	Choke cable	2	
61917		Screen washer tube	1	
711353		Gear lever	1	
705789		Handbrake	1	
601661		Fuel filler	1	
602037		Speedo flex	1	
609113		Spare wheel cover	3	
607348	BLANKING PLUGS	Spare wheel pan	1	
607348		Seat pan	2	
607517		Luggage floor	2	
607348		Luggage floor	2	
607348		Rear floor	2	
JACK STOWAGE				
608430	Plate, fixing, jack retaining strap		2	
608429	Strap, retaining jack		1	
YT3707	Screw, self-tapping	Retaining strap and plates to seat pan	2	
WL0221			2	
WM0815			1	

Note:—Items marked thus † are available on our Factory Exchange Unit Scheme

ACCESSORIES

Part No.	Description	Plate No.	No. per Unit	Remarks
TOUCH IN PAINT DETAILS				
CD31433	Black—Pencil		1	
556052	Black—Spray		1	
CD31445	Signal Red—Pencil		1	
556047	Signal Red—Spray		1	
CD31597	Lichfield Green—Pencil		1	
557880	Lichfield Green—Spray		1	
CD31642	Powder Blue—Pencil		1	
557883	Powder Blue—Spray		1	
567516	Sebring White—Pencil		1	
567515	Sebring White—Spray		1	
CD31641	Pale Yellow—Pencil		1	
557884	Pale Yellow—Spray		1	
560008	Phantom Grey—Pencil		1	
557887	Phantom Grey—Spray		1	
565408	Renoir Blue—Pencil		1	
565407	Renoir Blue—Spray		1	
501702	FOG LAMP—SMALL TYPE		1	
501703	SPOT LAMP—SMALL TYPE		1	
512072	FOG LAMP—RANGER TYPE		1	
512073	SPOT LAMP—RANGER TYPE		1	
600482	PETROL FILLER CAP		1	
59844	DEFROSTER		1	Saloon only
502459	WING MIRROR—ROUND TYPE		2	
560632	WING MIRROR—'D' TYPE		2	
505825	WING MIRROR BEZEL		2	
559930	EXTERIOR SUN VISOR		1	
568993	BADGE BAR		1	
560071	ROOF RACK		1	Saloon only
	SEAT COVERS		1 set	
554449	FIRE EXTINGUISHER		1	
122744	† THERMOSTAT UNIT (Winter Setting)		1	Fitted up to Commission No. only
140038	TAIL PIPE FINISHER		1	
307245	WOOD RIMMED STEERING WHEEL		1	

Note:—Items marked thus † are available on our Factory Exchange Unit Scheme

ACCESSORIES

Part No.	Description	Plate No.	No. per Unit	Remarks
511125	ENGINE GASKET SET KIT		1	
105321			1	
205457			1	
201312			1	
104939	Washer		2	
204731	(For high and low		1	
119322	compression		1	
207857	engines)		1	
126902			4	
126901			2	
119542			1	
122707			1	
57103			1	
100847	Gasket		1	
	(For high and low			
123415	compression		1	
208652	engines)		1	
125531			1	
511614	CONTINENTAL TOURING KIT		1	
509675	TOW BAR KIT (WITTER)		1	
509792	REVERSING LAMP KIT		1	
128192	Lamp , reverse		2	
609909	Washer , reverse lamp		2	
128265	Lead , feed, reverse lamp switch		1	
128266	Harness , reverse lamp to switch		1	
128267	Lead , earth, reverse lamp		1	
509572	Clip		1	
127380	Switch , isolator		1	
126746	Bracket assembly (reverse light switch)		1	
126750	Arm , operating, assembly		1	
562116	BONNET LOCK KIT		1	
609924	Lock , bonnet (with keys)		2	
563992	SAFETY BELT KIT — SALOON		1	
563993	SAFETY BELT KIT — CONVERTIBLE		1	
512581	OIL PRESSURE GAUGE KIT (lbs./sq. in.)		1	
512582	OIL PRESSURE GAUGE KIT (Metric)		1	
133120	Gauge , oil, pressure (lbs./sq. in.)		1	
133121	Gauge , oil, pressure (Metric)		1	
608490	Ring , reinforcement		1	
126022	Bulb , holder and cable, oil pressure gauge illumination		1	
59492	Bulb , 12 volt, 2.2 watt.		1	
126264	Lead , earth, oil gauge		1	
138477	Pipe , oil, assembly		1	
138476	Adaptor		1	

Note:—Items marked thus † are available on our Factory Exchange Unit Scheme

ACCESSORIES

Part No.	Description	Plate No.	No. per Unit	Remarks
306133	SKID PLATE ASSEMBLY		1	
133319	Bracket		2	
HB0909	Bolt		2	
HN2009	Nut, hex.		2	
WL0209	Washer, lock		2	
	} Skid plate to frame			
511462	TOOL KIT		1	
122746	Pouch		1	
509361	Spanner		1	
101089	Spanner		1	
122745	Spanner		1	
59426	Spanner		1	
125505	Gauge		1	
514191	BOTTOM TRUNNION CONVERSION KIT		1	
140892	Bearing		4	
140893	Piece, distance		2	
140894	Water shield		4	
140895	Water shield		4	

Note:—Items marked thus † are available on our Factory Exchange Unit Scheme

OVERDRIVE

Part No.	Description	Plate No.	No. per Unit	Remarks
511401	OVERDRIVE KIT		1	
132115	Stud, $\frac{3}{16}$ "	BB1	7	
208142	Mainshaft	BB2	1	
305137	Adaptor	BB3	1	
106437	Gasket	BB4	1	
WL0208	Washer	BB5	7	
HN2008	Nut	BB6	7	
306553	Overdrive Unit	BB7	1	For details see Pages 120 to 124
112626	Gasket	BB8	1	
WL0207	Washer	BB9	8	
HN2007	Nut	BB10	8	
127740	Shaft, actuator		1	
133771	Arm, operating		1	
52413	Pin, Mills, securing arm to actuator shaft		1	
134216	Bracket, overdrive support	BB11	1	
134219	Platform, mounting assembly	BB12	1	
134229	Mounting, flexible, rear engine mounting	BB13	1	
HU0807	Screw, set	BB14	2	
WL0208	Washer	BB15	2	
HU0805	Screw	BB16	2	
WL0208	Washer	BB17	2	
HN2008	Nut	BB18	2	
HU0806	Screw, set	BB19	2	
WP0008	Washer, plain	BB20	2	
WL0208	Washer, lock	BB21	2	
HN2008	Nut	BB22	2	
HU0805	Screw, set	BB23	4	
WL0208	Washer	BB24	4	
HN2008	Nut	BB25	4	
611974	Escutcheon, flasher and overdrive switches	BB26	1	
130879	Switch, overdrive, R.H. steering	BB27	1	
130546	Switch, overdrive, L.H. steering		1	
609792	Bezel, overdrive switch	BB28	1	
502146	Washer, bezel	BB29	1	
134329	Harness, overdrive	BB30	1	Fitted up to Commission No. HB7370 R.H.S. & HB7462 L.H.S. only
139243	Harness, overdrive		1	Fitted from Commission No. HB7371 R.H.S. & HB7463 L.H.S. and future
134330	Harness, gearbox	BB31	1	
511345	Clip	BB32	1	
505031	Clip	BB33	1	
126792	Relay	BB34	1	

Note:—Items marked thus † are available on our Factory Exchange Unit Scheme

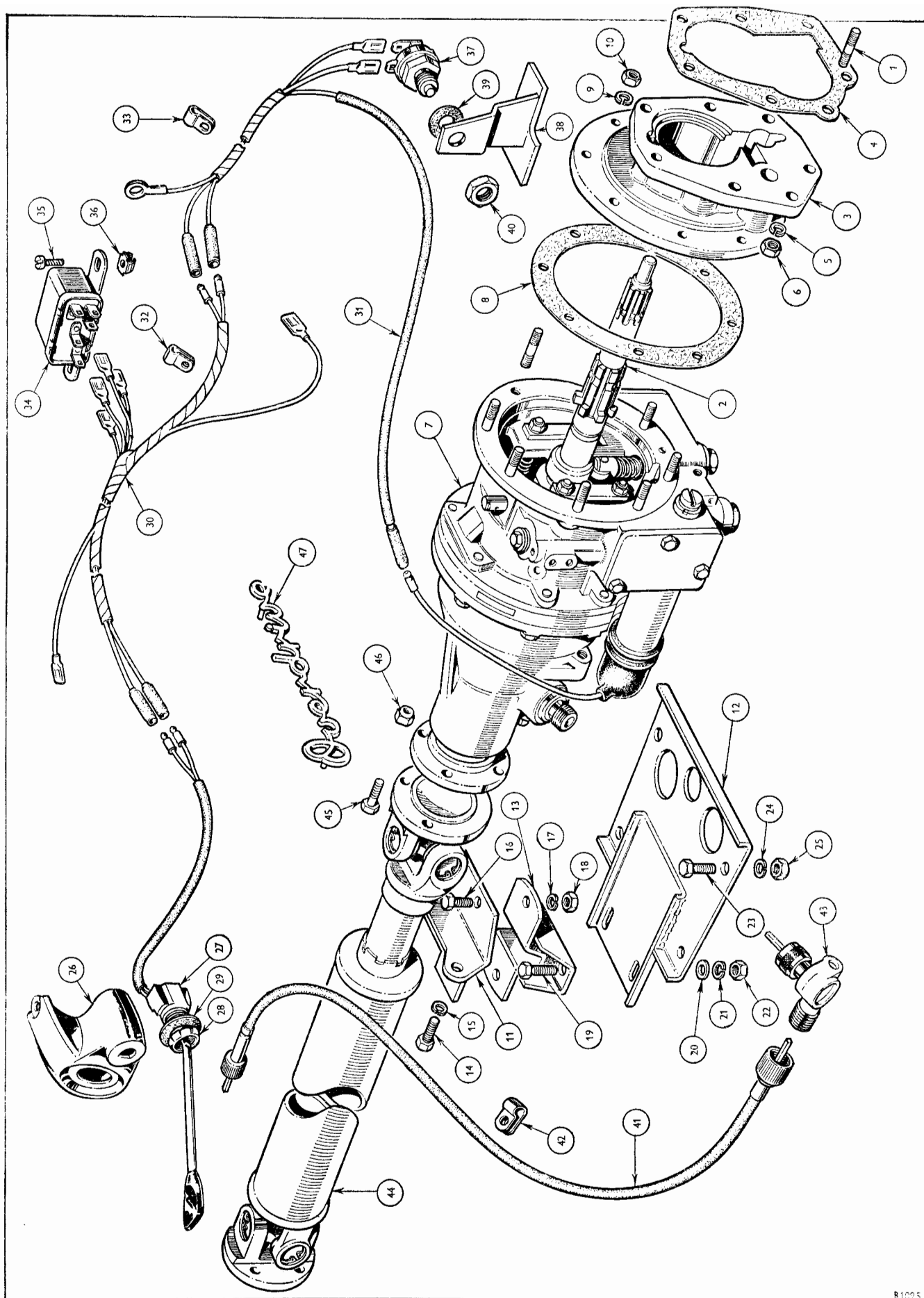


PLATE BB

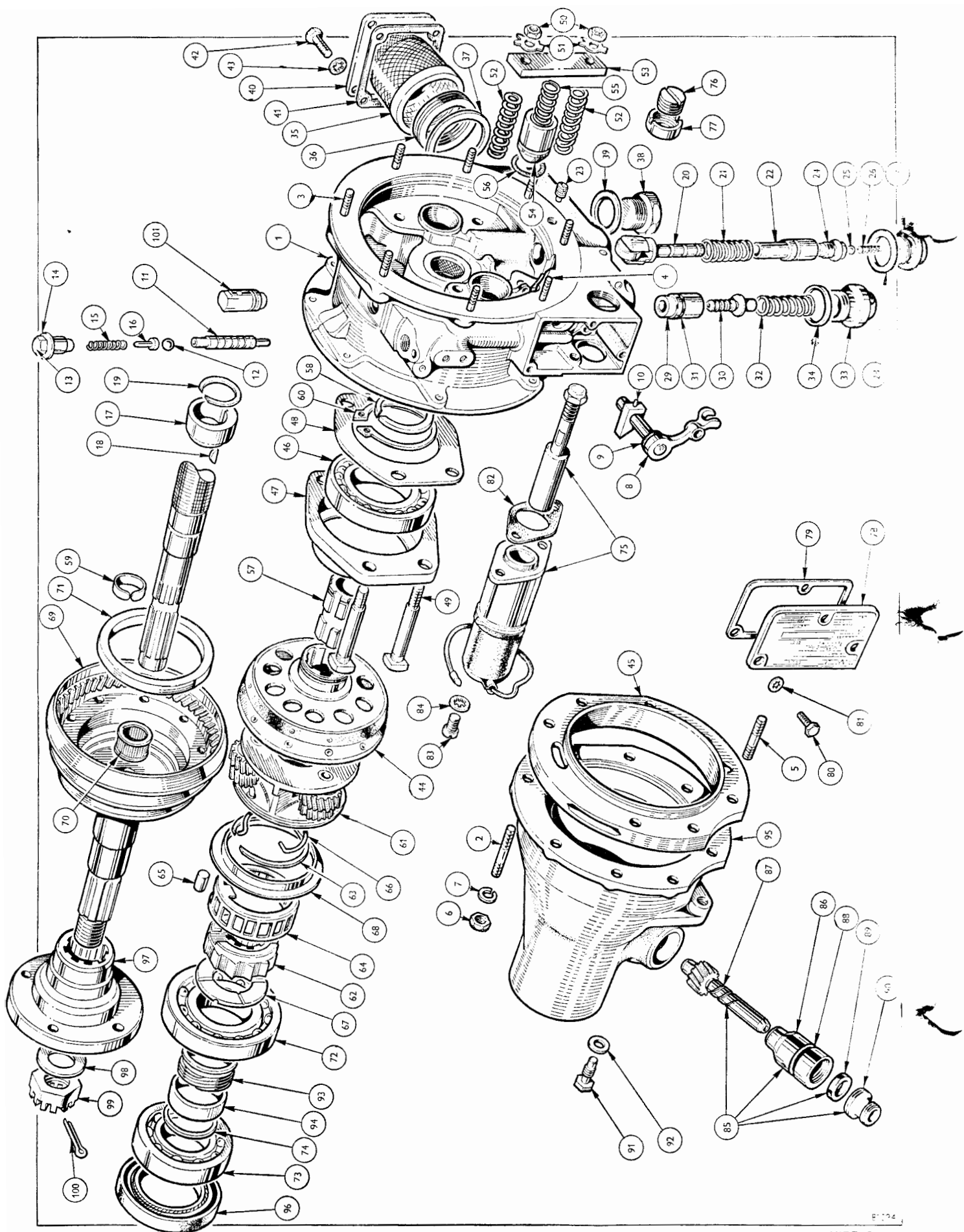
VITESSE

B1005

OVERDRIVE

Part No.	Description	Plate No.	No. per Unit	Remarks
OVERDRIVE KIT—continued				
YX5504	Screw	BB35	1	Alternative to YA0504
YA0504	Screw		1	Alternative to YX5504
FC2805	Nut, spire	BB36	1	
127380	Switch, overdrive inhibitor	BB37	1	
133770	Bracket assembly, switch mounting	BB38	1	
502146	Washer, packing	BB39	1	
59474	Nut	BB40	1	
511355	Speedometer cable assembly	BB41	1	
100148	Clip, speedometer cable	BB42	1	
120694	Angle, drive, speedometer cable	BB43	1	
611938	Plate, cover, rear floor		1	
YZ3403	Screw		3	
FJ2444	Nut, fix		3	
208338	Propellor shaft	BB44	1	
129361	Bolt, propellor shaft attachment	BB45	4	
TN3208	Nut, nyloc	BB46	8	
603906	Nameplate, overdrive	BB47	1	
FP1012/9	Plate, fix, attaching nameplate		3	

Note:—Items marked thus † are available on our Factory Exchange Unit Scheme



OVERDRIVE

Part No.	Description	Plate No.	No. per Unit	Remarks
306553	OVERDRIVE UNIT		1	
515197	FRONT CASING ASSEMBLY	BC1	1	
506082	Stud, $\frac{1}{4}$ ", rear casing to main casing	BC2	6	
506083	Stud, $\frac{1}{4}$ " } Main casing to	BC3	7	
506105	Stud, $\frac{1}{4}$ " } gearbox	BC4	1	
506103	Stud, $\frac{1}{4}$ ", rear casing to main casing	BC5	2	
HN2007	Nut, $\frac{1}{4}$ " } Rear case to maincase and	BC6	16	
WL0207	Washer, spring, $\frac{1}{4}$ " } maincase to gearbox	BC7	16	
506101	Joint, paper		1	
506064	OPERATING VALVE LEVER ASSEMBLY	BC8	1	
500594	'O' ring	BC9	1	
52413	Mills pin	BC10	1	
138926	Operating valve	BC11	1	
BL0020	Ball, $\frac{5}{16}$ "	BC12	1	
506117	Plug, valve	BC13	1	
500568	Washer, valve plug	BC14	1	
506070	Spring, valve	BC15	1	
500591	Plunger, ball valve	BC16	1	
513216	Cam, oil pump operating	BC17	1	
KVV0316	Woodruff key } Securing cam	BC18	1	
137308	Spring, ring }	BC19	1	
513196	OIL PUMP PLUNGER ASSEMBLY	BC20	1	
500633	Spring, for plunger	BC21	1	
513222	Body, pump	BC22	1	
506076	Screw, retaining pump body	BC23	1	
513192	Body Assembly, non-return valve	BC24	1	
BL0014	Ball, $\frac{7}{16}$ ", in valve body	BC25	1	
513207	Spring, valve	BC26	1	
513206	Plug, valve	BC27	1	
506118	Washer, for plug	BC28	1	
513193	RELIEF VALVE KIT		1	
Not Serviced	Body, valve	BC29	1	
Not Serviced	Plunger	BC30	1	
506129	'O' ring	BC31	1	
Not Serviced	Spring	BC32	1	
Not Serviced	Plug	BC33	1	
506118	Washer, plain, on plug	BC34	1	
513202	Oil filter	BC35	1	
513205	Magnet, filter	BC36	1	
506107	Plate, sealing, oil filter to casing	BC37	1	
506114	Plug, drain	BC38	1	
506118	Washer, drain plug	BC39	1	
506097	Side cover plate	BC40	1	
506098	Joint for plate	BC41	1	
HU0706	Screw, set, $\frac{1}{4}$ " } Side cover plate	BC42	4	
HU0707	Washer, shakeproof } to casing	BC43	4	

Note:—Items marked thus † are available on our Factory Exchange Unit Scheme

OVERDRIVE

Part No.	Description	Plate No.	No. per Unit	Remarks
OVERDRIVE UNIT <i>(continued)</i>				
513200	CLUTCH SLIDING MEMBER ASSEMBLY (with linings)	BC44	1	
513228	Ring, clutch brake	BC45	1	
506112	Bearing, ball, clutch thrust	BC46	1	
506081	Housing, clutch thrust bearing	BC47	1	
506104	Plate, retainer, clutch thrust bearing	BC48	1	
513203	Bolt	BC49	4	
513227	Nut	BC50	4	
500642	Washer, tab	BC51	5	
513199	Spring, clutch	BC52	4	
506084	Bridge piece, clutch	BC53	2	
513220	Piston	BC54	2	
513219	Spring, piston	BC55	2	
506130	'O' ring, on piston	BC56	2	
506044	SUNWHEEL ASSEMBLY	BC57	1	
506091	Snap ring	BC58	1	
513223	Spring, ring	BC59	1	
	Circlip	BC60	1	
513194	PLANET CARRIER ASSEMBLY	BC61	1	
513224	Bearing, needle roller		6	
500412	Mills, pin, securing bearings		3	
513209	Freewheel inner member	BC62	1	
513210	Spring, ring	BC63	1	
502559	Cage, roller	BC64	1	
506063	Rollers, steel, in cage	BC65	Set	
513208	Spring, for cage	BC66	1	
500613	Washer, thrust	BC67	1	
513215	Plate, retaining	BC68	1	
513195	ANNULUS ASSEMBLY	BC69	1	
506113	Bearing, needle roller	BC70	1	
Not Serviced	Outer, member freewheel	BC71	1	
506111	Bearing, ball, front	BC72	1	
513229	Bearing, ball, rear	BC73	1	
513214/1	Adjustment washer, correcting end float, .105"	BC74	A/R	
513214/2	Adjustment washer, correcting end float, .100"	BC74	A/R	
513214/4	Adjustment washer, correcting end float, .090"	BC74	A/R	
512114	SOLENOID ASSEMBLY	BC75	1	
514200	Adjusting screw assembly, (comprising items BC76 & BC77)		1	
506109	Side cover plate	BC78	1	
513204	Washer, joint, side cover plate	BC79	1	
513226	Screw, hex.	BC80	3	
VN0705	Washer, shakeproof	BC81	3	
513201	Washer, joint, solenoid to casing	BC82	1	
513225	Screw, set, securing solenoid	BC83	2	
VN0705	Washer, shakeproof, under setscrew	BC84	2	

Note:—Items marked thus † are available on our Factory Exchange Unit Scheme

OVERDRIVE

Part No.	Description	Plate No.	No. per Unit	Remarks
OVERDRIVE UNIT—continued				
SPEEDOMETER DRIVE ASSEMBLY				
506167	Bearing assembly, speedometer	BC85	1	
506156	Gear, driven	BC86	1	
506119	'O' Ring	BC87	1	
506115	Seal, oil	BC88	1	
Not Serviced	End, screwed	BC89	1	
Not Serviced	Pin, mills, $\frac{1}{8}$ "	BC90	1	
501606	Screw, locking	BC91	1	
506071	Washer, on locking screw	BC92	1	
506108	Gear, driving, on mainshaft	BC93	1	
506099	Tube, spacing, on mainshaft	BC94	1	
513211				
REAR CASING ASSEMBLY				
513198	Oil seal	BC95	1	
513231	Coupling, flange	BC96	1	
513212	Washer, plain	BC97	1	
WP0024	Nut, slotted	BC98	1	
60405	Cotter	BC99	1	
PC0012		BC100	1	

Note:—Items marked thus † are available on our Factory Exchange Unit Scheme

Page
No.

Section

Nature of Modification

1.	Engine	<p>46549. Plug, core, front face and R.H. side of block. 5.</p> <p>46172. Plug, core, front face of cylinder block. 1.</p> <p>56712. Plug, core, rear face and L.H. side of block. 3.</p> <p>Bracket above items together and amend note in remarks column to read:-</p> <p>"Fitted up to Engine No.....only".</p> <p>Add the following new details:-</p> <p>144688. Plug, core (Bucket type) front face and R.H. Side of block. 5.</p> <p>144686. Plug, core, (Bucket type) rear face and L.H. side of block. 3.</p> <p>144687. Plug, core, (Bucket type) front face of cylinder block. 1.</p> <p>Add in remarks column:-</p> <p>"Fitted from Engine No.....and future".</p>
1.	Engine	<p>132873. Stud, gearbox and rear engine plate.</p> <p>Add in remarks column:-</p> <p>"Fitted up to Engine No. HB24430E only".</p> <p>139836. Stud, gearbox and rear engine plate.</p> <p>Add in remarks column:-</p> <p>"Fitted from Engine No. HB24431E and future".</p>
3.	Engine	<p>208833. Rear engine plate. 1.</p> <p>Add in remarks column:-</p> <p>"Fitted up to Engine No. HB24430E only".</p> <p>211514. Rear engine plate. 1.</p> <p>Add in remarks column:-</p> <p>"Fitted from Engine No. HB24431E and future".</p> <p>HU0806. Screw, set. 7.</p> <p>Add in remarks column:-</p> <p>"Fitted up to Engine No. HB24430E only".</p> <p>HU0807. Screw, set. 7.</p> <p>Add in remarks column:-</p> <p>"Fitted from Engine No. HB24431E and future".</p>
4.	Engine	<p>27378. Plug, core, in rear of head. 1.</p> <p>Add in remarks column:-</p> <p>"Fitted up to Engine No.....only".</p> <p>Add the following new detail:-</p> <p>144648. Plug, core, (Bucket type) in rear face of head. 1.</p> <p>Add in remarks column:-</p> <p>"Fitted from Engine No.....and future".</p>
5.	Engine	<p>104823. Valve, tappet. 12.</p> <p>Amend part number to read:- 144343.</p> <p>Add in remarks column:-</p> <p>"Fitted up to Commission No.....only".</p>
5.	Engine	<p>Add the following new detail:-</p> <p>143552. Valve, tappet. 12.</p> <p>Add in remarks column:-</p> <p>"Fitted from Commission No.....and future".</p>

Page No.	Section	Nature of Modification
----------	---------	------------------------

5.	Engine	138176. Cap, oil filler. 1. Amend note in remarks column to read:- Only required when Closed Circuit Breather is fitted. "Fitted from Engine No. HB27986E all countries except U.S.A. and Canada". "Fitted from Engine No. HB27986E up to Engine No..... U.S.A. and Canada only" for future use 144393.
----	--------	---

5.	Engine	Add the following new detail:- 143393. Cap, oil filler. 1. Add in remarks column:- "Fitted from Engine No.....U.S.A. and Canada only". Note:- Part No. 143373 has been corrected to read:- 143393.
----	--------	--

5.	Engine	Correction to Amendment No. 4. 143373. Cap oil filler. 1. Amend Part No. to read:- 143393.
----	--------	--

6.	Engine	133238. Adaptor, fan. 1. DP0508. Dowel, fan adaptor. 2. HB1316. Bolt. 1. 108496. Bush. 8. 108499. Sleeve. 4. 108495. Washer. 4. 107858. Piece, distance. 1. HB0810. Bolt. 4. 107857. Washer, tab. 2. Add in remarks column:- "Fitted up to Commission No.....only".
----	--------	---

		211986. Fan Assembly. 1. Amend note in remarks column to read:- "Fitted from Engine No. HB20506E up to Engine Noonly".
--	--	--

		Add the following new details:- HB1314. Bolt, crankshaft. 1. 307154. Fan. 1. WM0831. Washer. 1. 141712. Disc. 1. DP0510. Dowel. 1. 142118. Adaptor. 1. Add in remarks column:- "Fitted from Engine No.....and future".
--	--	--

10.	Engine	WL0209. Washer, lock. Amend part number to read:- WP0036. Amend description to read:- Washer, plain. 2nd issue herewith.
-----	--------	---

10.	Engine	305273. Manifold, exhaust to HN2009 Nut. Amend note in remarks column by adding:- "Engine No. HB27986E". 100498. Nut, to 101436. Amend note in remarks column by adding:- "Engine No. HB27985E".
-----	--------	---

Page
No.

Section

Nature of Modification

10A Engine

1st issue herewith.

"

306483. Manifold, exhaust to HN0913. Bolt.
Amend note in remarks column by adding:-
"Engine No. HB27986E".

10A Engine

138350. Adaptor, to CS4018. Clip.
Amend note in remarks column by adding:-
"Engine No. HB27986E".

306483. Manifold exhaust. 1.
Add in remarks column:-
"Fitted from Engine No. HB27986E up to Engine No.
..... only".

Add the following new details:-
144642. Manifold, exhaust. 1.
118557. Stud, 5/16" UNF x 1. 2.
Add in remarks column:-
"Fitted from Engine No.....and future".

10A Engine

307390. Manifold, inlet. 1.
Add note in remarks column:-
"Fitted from Engine No. HB27986E and future".
All countries except U.S.A. and Canada.
"Fitted from Engine No. HB27986E up to Engine No.
.....U.S.A. and Canada only".
for future use 212770.

Add the following new details:-
212770. Manifold inlet. 1.
143407. Emission control valve. 1.
HB0707. Bolt. 1.
TN3207. Nut, nyloc, thin. } Bracket to valve. 1.
138530. Adaptor, emission valve hose. 1.
WF0513. Washer, fibre on adaptor. 1.
143313. Bracket valve. (Manifold attach. stud). 1.
143706. Hose, valve to manifold. 1.
143323. Hose, valve to rocker cover. 1.
CS4012. Clip, hose, attachment. 4.
Add in remarks column:-
"Fitted from Engine No.....U.S.A. and Canada only".

10A Engine

140947. Adaptor Assembly. 1.
140950. Bolt, banjo. 1.
Bracket above items together and add in remarks column:-
"Fitted up to Engine No.....only".

10A Engine

Add the following new details:-
145407. Adaptor, water heater. 1.
145155. Bolt, banjo. 1.
145156. Washer, large. 1.
144988. Washer, small. 1.
Add in remarks column:-
"Fitted from Engine No.....and future".

* 144988. Washer, copper. 2.
Add in remarks column:-
"Fitted up to Engine No.....only".

Page No.	Section	Nature of Modification
13.	Engine	<p>To follow Part No. 511827 Body Assembly, Rear add:- 514782. Body Assembly, Rear. 1.</p> <p>To follow Part No. 511828. Spindle Throttle Assembly Rear, Carburettor, add the following:- 514781. Spindle Throttle Assembly, Rear Carburettor. 1.</p> <p>Amend Lever Throttle Stop. Rear Carburettor to read:- Abutment Throttle Stop, Rear Carburettor and add:- Part No. 58330.</p> <p>Add the following new details to follow Part No. 58330:- 58331. Screw, stop. 1. 58329. Nut, screw stop. 1.</p> <p>2nd issue herewith.</p> <p>210957. Carburettor Assembly, Front. Amend note in remarks column by adding:- "Engine No. HB27985E".</p> <p>211737. Carburettor Assembly, Rear. Amend note in remarks column by adding:- "Engine No. HB27985E".</p>
13.	Engine	<p>513757. Gasket Set, Carburettor. Amend note in remarks column by adding:- "Engine No. HB27985E".</p> <p>512655. Body Assembly, Front. Amend note in remarks column by adding:- "Engine No. HB27985E".</p> <p>514782. Body Assembly Rear. Amend note in remarks column by adding:- "Engine No. HB27985E".</p> <p>59669. Disc Throttle. Amend note in remarks column by adding:- "Engine No. HB27985E".</p> <p>514781. Spindle Thottle Assembly. Rear Carburettor. Amend note in remarks column by adding:- "Engine No. HB27985E".</p> <p>57409. Screw, throttle disc to spindle. Amend note in remarks column by adding:- "Engine No. HB27985E".</p>
13.	Engine	<p>58330. Abutment. 58331. Screw. 58329. Nut. Amend note in remarks column by adding:- "Engine No. HB27985E".</p> <p>511415. Screw, slow running. Amend note in remarks column by adding:- "Engine No. HB27985E".</p> <p>57413. Spring, slow running screw. Amend note in remarks column by adding:- "Engine No. HB27985E".</p>

Page No.	Section	Nature of Modification
----------	---------	------------------------

13.	Engine	140104. Lever, carburettor operating. Amend note in remarks column by adding:- "Engine No. HB27985E".
13.	Engine	502619. Screw, volume control. Amend note in remarks column by adding:- "Engine No. HB27985E". 57413/1. Spring, volume control screw. Amend note in remarks column by adding:- "Engine No. HB27985E".
13.	Engine	502619. Screw, volume control. Amend part number to read:- 502169.
14.	Engine	511816. Emulsion Block. 510553. Tube, emulsion. Add in remarks column:- "Fitted up to Engine No. HB6798E only". Add the following new details:- 512657. Emulsion Block. 512086. Tube, emulsion. Add in remarks column:- "Fitted from Engine No. HB6799E and future". 2nd issue herewith. 509947. Float Carburettor to 509956. Valve Needle. Amend note in remarks column by adding:- "Engine No. HB27985E".
14.	Engine	512658. Washer, needle valve. Amend note in remarks column by adding:- "Engine No. HB27985E".
14.	Engine	509958. Gasket, to 511818. Bleed air econstat. Amend note in remarks column by adding:- "Engine No. HB27985E". 512567. Emulsion Block. Amend note in remarks column by adding:- "Engine No. HB27985E". 59719/105. Jet, main. Amend note in remarks column by adding:- "Engine No. HB27985E".
14.	Engine	57430. Holder, main jet. 57431. Washer, main jet holder. Amend note in remarks column by adding:- "Engine No. HB27985E". 512086. Tube, emulsion. Amend note in remarks column by adding:- "Engine No. HB27985E". 57918/160. Jet, air correction. 59720/35. Jet, pilot. 501997. Screw, bleed, pilot jet. Amend note in remarks column by adding:- "Engine No. HB27985E".

Page No.	Section	Nature of Modification
----------	---------	------------------------

14.	Engine	509954. Gasket, emulsion block. 59682. Screw, emulsion block to main body. Amend note in remarks column by adding:- "Engine No. HB27985E".
-----	--------	---

15.	Engine	2nd issue herewith.
-----	--------	---------------------

15.	Engine	511819. Starter Assembly, front, to 509978. Cover Starter rear. Amend note in remarks column by adding:- "Engine No. HB27985E". 57416. Spring, locating ball. Amend note in remarks column by adding:- "Engine No. HB27985E". 57415. Ball, locating starter lever. Amend note in remarks column by adding:- "Engine No. HB27985E". 134882. Link and Lever Assembly. Amend note in remarks column by adding:- "Engine No. HB27985E". 509946. Connection, flexible assembly, link attachment. to 128262. Sleeve, connecting. Amend note in remarks column by adding:- "Engine No. HB27985E".
-----	--------	--

16.	Engine	2nd issue herewith. 138892. Clip, securing suction pipe to petrol pipe. Amend note in remarks column by adding:- "Engine No. HB27985E".
-----	--------	--

16A.	Engine	1st issue herewith. Amend note in remarks column by adding:- "Engine No. HB27986E".
------	--------	---

16B.	Engine	1st issue herewith. Amend note in remarks column by adding:- "Engine No. HB27986E".
------	--------	---

16C.	Engine	1st issue herewith. Amend note in remarks column by adding:- "Engine No. HB27986E".
------	--------	---

16C.	Engine	137887. Washer, insulating. Amend part number to read:- 137882. 306769. Petrol Pipe Assembly, Pump to Carb. 1. Amend part number to read:- 307471.
------	--------	---

17.	Engine	2nd issue herewith. Amend note in remarks column by adding:- "Engine No. HB27986E".
-----	--------	---

Page No.	Section	Nature of Modification
17A.	Engine	1st issue herewith.
		Amend note in remarks column by adding:- "Engine No. HB27986E".
17A.	Engine	Part No. 211453. Air Cleaner Assembly, to Part No. 138099. Hose, inclusive:- Amend note in remarks column to read:- "Fitted from Engine No. HB27986E and future". All countries except U.S.A. and Canada. "Fitted from Engine No. HB27986E up to Engine No..... U.S.A. and Canada only". For future use 210945.
18.	Engine	128404. Plug, sparking. 6. Alter part number to read:- 143378. 126322. Pulley, fan. Add in remarks column:- "Fitted up to Engine No.....only". Add the following new details:- 104897. Dynamo pulley. 1. 102986. Dynamo Ventilator Assembly. 1. Add in remarks column:- "Fitted from Engine No.....and future". Note:- 104897. Dynamo pulley with 102987 Ventilator fan may be used for all replacements.
18.	Engine	126322. Pulley, dynamo. 1. Amend note in remarks column to read:- "Fitted up to Commission No. HB27610 only". 104897. Pulley, dynamo. 1. 102986. Dynamo Ventilator Assembly. 1. Amend note in remarks column to read:- "Fitted from Commission No. HB27611 and future". May be used for all replacements.
19.	Clutch	136824. Clutch Cover Assembly. 1. 116535. Driven Plate Assembly. 1. Add in remarks column:- "Fitted up to Engine No.....only".
19.	Clutch	Add the following new details:- 213148. Cover Assembly. 1. 144863. Driven plate. 1. 515174. Plate pressure. 1. 515173. Spring, thrust. (Cream and Light Green) 9. Add in remarks column:- "Fitted from Engine No.....and future".
19.	Clutch	136824. Clutch Cover Assembly. 1. 116535. Driven Plate Assembly. 1. Amend note in remarks column to read:- "Fitted up to Engine No. HB3050E only". 213148. Clutch Cover Assembly. 1. 144836. Driven Plate. 1. 515174. Plate Pressure. 1. 515173. Spring, thrust, cream and light green. 9. Amend note in remarks column to read:- "Fitted from Engine No. HB30351E and future".

Page No.	Section	Nature of Modification	
21.	Gearbox	HB0811. Bolt, transmission Unit to Engine. plate and block. Add in remarks column:- "Fitted up to Engine No. HB24430E only".	9.
"		HB0812. Bolt, transmission unit to engine. plate and block. Add in remarks column:- "Fitted from Engine No. HB24431E and future".	9.
24.	Gear Shift Mechanism	113053. Seal, oil. Add in remarks column:- "Fitted up to Commission No.....only".	1.
25.	Engine Mounting	132669. Front Engine Mounting. Add in remarks column:- "Fitted up to Commission No.....only".	2.
25.	Engine Mounting	Add the following new details:- 144310. Front Engine Mounting. "Fitted from Commission No.....and future".	2.
27.	Front Suspension	Part No. 132667. Retainer, felt seal. Delete the above item from the catalogue.	1.
31.	Rear Axle	Add the following new details:- 142562. Washer, thrust, spherical differential Pinion. .037/.039. 145282. Washer, thrust, spherical differential Pinion. .033/.035.	A/R. A/R.
32.	Rear Axle	128133. Unit Package. Amend part number to read:- 513800.	2.
32.	Rear Axle	Add the following new details:- 144098. Circlip. .055/.056. Red. 144099. Circlip. .056/.057. Blue. 144100. Circlip. .057/.058. Green. 144101. Circlip. .058/.059. No. colour. 144102. Circlip. .059/.060. Yellow. 144103. Circlip. .060/.061. Orange. 144104. Circlip. .061/.062. Magenta. 144105. Circlip. .062/.063. Black. 144106. Circlip. .063/.064. Pink. 144107. Circlip. .064/.065. Violet.	A/R. A/R. A/R. A/R. A/R. A/R. A/R. A/R. A/R. A/R.
32.	Rear Axle	141135. Seal, dirt. Amend part number to read:- 141185.	4.
32.	Rear Axle	119571. Bearing, nylon, inner hub. 119572. Piece, distance. Add note in remarks column:- "Fitted up to Commission No. HB208054 only".	4. 2.
		514370. Rear Bearing and Sealing Kit. May be used for all replacements purposes on vehicles up to Commission No. HB28054 only".	1.

Page No.	Section	Nature of Modification
32.	Rear Axle	<p>141218. Bearing, rear hub inner. 4.</p> <p>141221. Piece, distance. 2.</p> <p>141443. Shim, rear inner hub. (Outer). 4.</p> <p>141444. Shim, rear inner hub. (Inner). 4.</p> <p>141435. Seal, dirt. 4.</p> <p>Add in remarks column:- "Fitted from Commission No. HB28055 and future".</p>
33.	Rear Suspension	<p>123100. Damper, rear. 2.</p> <p>Add in remarks column:- "Fitted up to Commission No. only".</p> <p>Add the following new detail:- 123100/4. Damper, rear. 2.</p> <p>Add in remarks column:- "Fitted from Commission No. and future".</p> <p>Note:- Latest part may be used for all replacements.</p>
34.	Propellor Shaft and Road Wheels	<p>303804. Road Wheel. 5.</p> <p>Amend note in remarks column to read:- "Fitted from Commission No. HB892 up to Commission No. HB24515 only".</p> <p>Add the following new details:- 304259. Road Wheel. (Heavy Duty). 5.</p> <p>Add in remarks column:- "Fitted from Commission No. HB891 up to Commission No. HB24515 only".</p> <p>307401. Road Wheel. 5.</p> <p>307406. Road Wheel (Heavy Duty). 5.</p> <p>Add in remarks column:- "Fitted from Commission No. HB24516 and future".</p> <p>128133. Unit Package. 2.</p> <p>Amend part number to read:- 513800.</p> <p>Amend the following new details:- 514930. Spoke, short. 40.</p> <p>514931. Spoke, long. 20.</p> <p>502650. Spoke, nipple. 60.</p>
34.	Propellor Shaft and Road Wheels	<p>142701. Nut, adaptor attachment. 16.</p> <p>Amend part number to read:- 144504.</p> <p>307134. Wheel trim. 4.</p> <p>Add in remarks column:- "Fitted up to Commission No. only".</p>
34.	Propellor Shaft and Road Wheels	<p>Add the following new detail:- 307583. Wheel trim. 4.</p> <p>Add in remarks column:- "Fitted from Commission No. and future".</p>
34.	Propellor Shaft and Road Wheels	<p>514517. Wire Wheel Kit. 1.</p> <p>514518. Wire Wheel Kit. 1.</p> <p>514930. Spoke, short. 40.</p> <p>514931. Spoke, long. 20.</p> <p>502650. Spoke, nipple. 60.</p> <p>These items are now cancelled from the catalogue.</p>

Page No.	Section	Nature of Modification
35.	Steering	<p>110961. Flexible Joint Assembly. 1.</p> <p>110959. Steering Column Adaptor. 2.</p> <p>109438. Bolt. 2.</p> <p>YN2907. Nut, nyloc. 2.</p> <p>Add in remarks column:-</p> <p>"Fitted up to Commission No. HB27699 only".</p> <p>Add the following new details:-</p> <p>142140. Flexible Joint Assembly. 1.</p> <p>142139. Steering Column Adaptor. 2.</p> <p>HU0810. Bolt. 2.</p> <p>TN3208. Nut, nyloc. 2.</p> <p>Add in remarks column:-</p> <p>"Fitted from Commission No. HB27700 and future".</p>
35.	Steering	<p>Add the following new detail:-</p> <p>To follow Part No. 128002.</p> <p>145108. Plug, nylon. (Fitted in rack and pinion body). 1.</p> <p>Add in remarks column:-</p> <p>"Fitted from Commission No.....and future".</p>
36.	Steering	<p>133874. Ring, clamp. 2.</p> <p>Add note in remarks column:-</p> <p>"Fitted up to Commission No.....only".</p> <p>Add the following new detail:-</p> <p>136885. Clamp Assembly Rack and Pinion. 2.</p> <p>Add note in remarks column:-</p> <p>"Fitted from Commission No.....and future".</p>
38.	Acceleration Control	<p>2nd issue herewith.</p> <p>139918. Accelerator Pedal and Support Bracket Assembly. R.H.S. to 139909. Clip accelerator L.H.S.</p> <p>Amend note in remarks column by adding:-</p> <p>"Commission No. HB20860".</p> <p>134998. Bracket Assembly, Accelerator Mounting Stop. to PC0007 Pin, cotter.</p> <p>Amend note in remarks column by adding:-</p> <p>"Commission No. HB20860".</p> <p>YT3706. Screw to PC0008 Pin.</p> <p>Amend note in remarks column by adding:-</p> <p>"Commission No. HB20860".</p>
39.	Acceleration Control	<p>2nd issue herewith.</p>
39.	Acceleration Control	<p>140106. Link to TN3207. Nut.</p> <p>Amend note in remarks column by adding:-</p> <p>"Commission No. HB20860".</p>
39A.	Acceleration Control	<p>1st issue herewith.</p>
39A.	Acceleration Control	<p>Amend note in remarks column to read:-</p> <p>"Fitted from Commission No. HB20861 up to Commission No.....only".</p> <p>212680. Accelerator Cross Shaft Assembly. R.H.S.</p> <p>Amend to read:- L.H.S.</p> <p>212679. Accelerator Cross Shaft Assembly. L.H.S.</p> <p>Amend to read:- R.H.S.</p>

Page No.	Section	Nature of Modification
46.	Radiator	101416. Tap, drain. Alter part number to read:- 132565.
46.	Radiator	305306. Radiator Block Assembly. Amend note in remarks column to read:- "Fitted up to Commission No. HB26149 only". See page 47 fir future.
		136402. Header Tank Assembly. Amend note in remarks column to read:- "Fitted up to Commission No. HB26149 only".
47.	Radiator	512958. Screw. set. 2. Add in remarks column:- "Fitted from Commission No.....and future".
		Add the following new details:- HU0708. Screw, set. 2. 105291. Packing piece. 1. Add in remarks column:- "Fitted from Commission No.....up to Commission No.....and future".
47.	Radiator	307125. Radiator Block Assembly. Amend note in remarks column to read:- "Fitted from Commission No. HB26150 and future".
		209014. Water, elbow. Amend note in remarks column to read:- "Fitted from Commission No. HB26150 and future".
		137632. Radiator overflow bottle. Amend note in remarks column to read:- "Fitted from Commission No. HB26150 and future".
47.	Radiator	Accumulative Amendment No. 3 Page 3. 512958. Screw, set. 1. Page 4. HU0708. Screw, set. 2. 105291. Packing Piece. 1. Delete the above items from the amendment.
		512958. Screw, set. 2. Amend part number to read:- HU0708. Amend note in remarks column to read:- "Fitted from Commission No. HB26150 and future".
47.	Radiator	Add the following new detail:- 105291. Packing Piece. Add in remarks column:- "Fitted from Commission No. HB26150 and future".
49.	Petrol System	115783. Connector petrol pipe, front. 1. 134057. Pipe Assembly, Front Connector to pump. 1. Add in remarks column:- "Fitted up to Commission No.....only".
		Add the following new details:- 122796. Connector Petrol pipe, front. 1. 144587. Pipe Assembly, (Bent) 1. Add in remarks column:- "Fitted from Commission No.....and future".

Page No.	Section	Nature of Modification	
49.	Petrol System	125170. Connector, petrol pipe, centre and rear. Add note in remarks column to read:- "Fitted up to Engine No. HB27985E only".	2.
53.	Electrical Equipment	2nd issue herewith. 211414. Distributor Assembly. Amend note in remarks column by adding:- "Engine No. HB27985E". 212873. Distributor Assembly. Amend note in remarks column by adding:- "Engine No. HB27986E". 513996. Mainshaft and Cam Assembly. Amend note in remarks column by adding:- "Engine No. HB27986E". 514954. Mainshaft and Cam Assembly. Amend note in remarks column by adding:- "Engine No. HB27986E". 513997. Spring, set, advance weight. Amend note in remarks column by adding:- "Engine No. HB27986E". 514002. Spring, set, advance weight. Amend note in remarks column by adding:- "Engine No. HB27986E".	
54.	Electrical Equipment	200535. Starter Motor. Add in remarks column:- "Lucas No. 25022 or 25079B".	
54.	Electrical Equipment	501714. Armature Assembly. 500927. Bush, driving end bracket. 501704. Cap, shaft end. 500892. Pinion and Sleeve Assembly. 501709. Nut, locating. Against above items add in remarks column:- "For use with Lucas 25022. only".	1. 1. 1. 1. 1.
54.	Electrical Equipment	Add the following new details:- 514026. Armature. 514025. Bushing and bearing. 514023. Sleeve, screwed. 511290. Cup, shaft. Add in remarks column:- "For use with Lucas No. 25079B only".	1. 1. 1. 1.
62.	Electrical Equipment	Part No. 121400 to Part No. 508546. inclusive:- Amend note in remarks column to read as follows:- All countries except U.S.A. and Canada. "Fitted up to Commission No. HB25738 and intermittent from HB25739 up to HB26125 only". U.S.A. and Canada. "Fitted up to Commission No. HB26353 only".	
63.	Electrical Equipment	WP0004. Washer, plain. FC2803. Nut, spire. Bracket together and add in remarks column:- "Fitted up to Commission No. HB26489 only".	8. 8.

Page No.	Section	Nature of Modification
----------	---------	------------------------

63.	Electrical Equipment	<p>Add the following new details:-</p> <p>WM0055. Washer, plain. 8.</p> <p>WL0205. Washer, lock. 8.</p> <p>HN2005. Nut. 8.</p> <p>Bracket together and add in remarks column:-</p> <p>"Fitted from Commission No. HB26290 and future".</p>
63.	Electrical Equipment	<p>FC2803/9. Nut, spire. 8.</p> <p>WP0004. Washer, plain. 8.</p> <p>YF7306. Set screw. 8.</p> <p>Amend note in remarks column to read:-</p> <p>"Only required when stop tail flasher lamps without studs in base are fitted".</p> <p>WM0055. Washer, plain. 8.</p> <p>WL0205. Washer, lock. 8.</p> <p>HN2005. Nut. 8.</p> <p>Amend note in remarks column to read:-</p> <p>"Only required when stop tail flasher lamps with studs in base are fitted".</p>
64.	Electrical Equipment	<p>606241. Courtesy Light Switch.</p> <p>Delete line in remarks column.</p> <p>606242. Courtesy Light Switch.</p> <p>Delete line completely.</p>
65.	Electrical Equipment	<p>139529. Stop light switch. 1.</p> <p>Amend part number to read:- 134529.</p>
66.	Electrical Equipment	<p>116012. Battery, dry. (Export). 1.</p> <p>Add in remarks column:-</p> <p>"Fitted up to Commission No. HB27413 only".</p>
66.	Electrical Equipment	<p>Add the following new detail:-</p> <p>514124. Battery, dry. 1.</p> <p>Add in remarks column:-</p> <p>"Fitted from Commission No. HB27414 and future".</p> <p>(Not Canadian Market).</p> <p>Add the following new detail:-</p> <p>515189. Battery, dry. (Exide). 1.</p> <p>Add in remarks column:- Alternative to</p> <p>514124. Battery dry. (Lucas) 1.</p>
68.	Electrical Equipment	<p>128027. Washer. 1.</p> <p>Delete the above item.</p>
69.	Electrical Equipment	<p>128089. Washer. 1.</p> <p>Delete the above item.</p> <p>402339. Cable, inner. R.H.S. 1.</p> <p>Amend part number to read:- 402449.</p> <p>402337. Cable, outer, primary R.H.S. 1.</p> <p>Amend part number to read:- 401832.</p>
69.	Electrical Equipment	<p>401816. Cable, outer, secondary R.H.S. 1.</p> <p>Amend part number to read:- 402450.</p> <p>402341. Cable, inner. L.H.S. 1.</p> <p>Amend part number to read:- 402453.</p>

Page No.	Section	Nature of Modification
69.	Electrical Equipment	402340. Cable, outer, primary L.H.S. 1. Amend part number to read:- 401836.
	"	401816. Cable, outer, secondary L.H.S. 1. Amend part number to read:- 402450.
69.	Electrical Equipment	Part No. 401831. Cable, inner, to part number 401833, Cable outer secondary L.H.S. only inclusive. Amend note in remarks column to read:- "Fitted from Commission No. HB15001 up to Commission No. HB27985 only".
69.	Electrical Equipment	Part No. 402449. Cable inner, to part number 402450. Cable, outer, seconadry L.H.S. only inclusive. Amend note in remarks column to read:- "Fitted from Commission No. HB27986 and future".
70.	Body & Fittings	568042. Amend description to read:- Body complete, painted and trimmed, Saloon. 1. Complete with front seat.
		568044. Amend description to read:- Body complete, Painted and trimmed, Convertible. 1. Complete with front seats.
70.	Body & Fittings	Add the following new details:- 570486. Body complete, painted and trimmed. 1. less seat (Saloon). 570487. Body complete, painted and trimmed 1. less seat (Convertible).
71.	Body & Fittings	Add the following new detail:- 903600. Roof Panel Assembly. (Sliding Roof). 1. Add in remarks column:- (Special Orders)
73.	Body & Fittings	607670. Support angle rear foor seal. 2. 708548. Support angle rear door seal. L.H. 1. 708549. Support angle rear door seal R.H. 1. Delete body notes in remarks column and add alternatives.
74.	Body & Fittings	YH8506. Screw, S/T, gearbox cover to dash side. 10. front lower and front floor. Add in remarks column:- "Fitted up to Commission No. only".
		Add the following new detail:- YH6507. Screw, S/T. 12. Add in remarks column:- "Fitted from Commission No. and future".
75.	Body & Fittings	601553. Angle battery, retaining. 1. 607847. Rod, battery fixing. 2. Bracket above together and add in remarks column:- "Fitted up to Commission No. HB27413 only". (Not Canadian Markets).
75.	Body & Fittings	Add the following new details:- 142087. Angle, battery, retaining. 1. 618434. Rod, battery fixing. 2. Bracket together and add in remarks column:- "Fitted from Commission No. HB27414 and future".

Page No.	Section	Nature of Modification
75.	Body & Fittings	602053. Rubber battery. 1. Add in remarks column:- "Fitted up to Commission No.....only". Add the following new detail:- " 613155. Rubber pad, battery. 1. Add in remarks column:- "Fitted from Commission No.....and future". May be used for all replacements.
78.	Body & Fittings	705803. Finisher, seal, roof to deck. 2. 613957. Finisher, seal, roof to deck. 1. Delete body notes in remarks column and add alternative fitment.
78.	Body & Fittings	902289. Roof Panel Assembly. Amend Part No. to read:- 903083.
79.	Body & Fittings	WF0504. Washer, fibre. 2. Amend part number to read:- 618955.
80.	Body & Fittings	WM0067. Washer, medium. 2. Amend quantity to read:- 4 off.
80.	Body & Fittings	HU0706. Screw, set. 2. Alter part number to read:- HU0708.
82.	Body & Fittings	806607. Valance Panel Assembly R.H.. 1. Amend note in remarks column to read:- "Fitted up to Commission No. HB26149 only".
82.	Body & Fittings	808954. Valance Panel Assembly. R.H. 1. Amend note in remarks column to read:- "Fitted from Commission No. HB26150 and future".
86.	Body & Fittings	YF7503. Screw, S/T. remote control to door. 6. Alter part number to read:- YZ3504.
88.	Body & Fittings	FJ2444/9. Nut, fix. 4. Add in remarks column:- "Fitted up to Body No.....only". 903899. Panel Veneered Assembly Facia L.H.S. 1. 903900. Panel Veneered Assembly Facia R.H.S. 1. 569994. Panel Veneered Assembly Facia L.H.S. 1. (U.S.A. and Canada). Amend note in remarks column to read:- "Fitted from Body No. HB15001 up to Body No.....only". 705451. Lid cubby box R.H.S. 1. 705450. Lid cubby box L.H.S. 1. Add note in remarks column:- "Fitted up to Body No.....only". Part No. 611565 to Part No. TW0604 inclusive. Bracket together and add in remarks column:- "Fitted up to Commission No.....only".

Page No.	Section	Nature of Modification
88.	Body & Fittings	<p>Add the following new details:-</p> <p>905201. Panel Veneered Assembly Facia L.H.S. 1.</p> <p>905202. Panel Veneered Assembly Facia R.H.S. 1.</p> <p>573447. Panel Veneered Assembly Facia L.H.S. 1.</p> <p>(U.S.A. and Canada).</p> <p>Add note in remarks column to read:-</p> <p>"Fitted from Body No..... and future". May be used for all replacements.</p>
88.	Body & Fittings	<p>710446. Veneered lid cubby box L.H.S. 1.</p> <p>710447. Veneered lid cubby box R.H.S. 1.</p> <p>619419. Hinge assembly cubby box lid, 1.</p> <p>TW0403. Woodscrew, countersunk head. 8.</p> <p>Add note in remarks column:-</p> <p>"Fitted from Body No..... and future".</p>
93.	Body & Fittings	<p>127751. Adaptor, cylinder head. 1.</p> <p>Add in remarks column:-</p> <p>"Fitted up to Body No..... only".</p>
94.	Body & Fittings	<p>101343. Adaptor, water pump body. 1.</p> <p>Add in remarks column:-</p> <p>"Fitted up to Body No..... only".</p>
94.	Body & Fittings	<p>101343. Adaptor, water pump body. 1.</p> <p>Amend note in remarks column to read:-</p> <p>"Fitted up to Body No. HB27985 only".</p>
96.	Body & Fittings	<p>Add the following new detail:-</p> <p>571380. Backlight glass (Heated). 1.</p> <p>Add in remarks column:-</p> <p>"Special Orders Only".</p>
96.	Body & Fittings	<p>611439. Finisher weatherstrip quarterlight (Aluminium). 2.</p> <p>614406. Finisher weatherstrip quarterlight (Plastic). 2.</p> <p>Delete body notes from remarks column and add alternative fitment.</p>
97.	Body & Fittings	<p>703877. Bracket stay mounting. 1.</p> <p>Add in remarks column:-</p> <p>"When stocks are exhausted use 618192".</p>
97.	Body & Fittings	<p>Add the following new details:-</p> <p>618192. Bracket Assembly, Stay Mounting. 1.</p> <p>608237. Pin, Pivot. 1.</p> <p>Add in remarks column against 608237 only:-</p> <p>"For use with 703877 Bracket Assembly only".</p> <p>Add the following new detail:-</p> <p>618193. Pin Pivot. 1.</p> <p>Add in remarks column:-</p> <p>"For use with 618192 Bracket Assembly only".</p>
97.	Body & Fittings	<p>618192. Bracket Assembly Stay Mounting. 1.</p> <p>Add in remarks column:-</p> <p>"Fitted from Body No. HB26700 and future".</p> <p>May be used for all replacements.</p>

Page
No.

Section

Nature of Modification

101.	Body & Fittings	<p>Add the following new details:-</p> <p>562132. Tonneau Cover Kit. R.H.S. (Sebring White) 1.</p> <p>562131. Tonneau Cover Kit. L.H.S. (Sebring White) 1.</p> <p>562920. Tonneau Cover Kit. R.H.S. (Black). 1.</p> <p>562919. Tonneau Cover Kit. L.H.S. (Black). 1.</p> <p>610125. Bracket Assembly. (Outer 6.</p> <p>610124. Tonneau to Facia. (Inner. 1.</p> <p>704961. Cover Assembly, Seating Compartment, R.H.S. Sebring White). 1.</p> <p>704952. Cover Assembly, Seating Compartment L.H.S. Sebring White). 1.</p> <p>704960. Cover Assembly, Seating Compartment R.H.S. (Black). 1.</p> <p>704951. Cover Assembly, Seating Compartment L.H.S. (Black). 1.</p> <p>561335. Fastener Zip. 1.</p> <p>562133. Fastener.) 24.</p> <p>562134. Durable dot.) Button socket. 24.</p>
102.	Body & Fittings	<p>Add the following new detail:-</p> <p>572566. Clip, tubular. 2.</p>
104.	Body & Fittings	<p>703988. Listing rail. No. 1. 1.</p> <p>703989. Listing rail. No. 2. 1.</p> <p>703990. Listing rail. No. 3. 1.</p> <p>Bracket above items together and add in remarks column:- Not required when sliding roof is fitted.</p> <p>Add the following new detail:-</p> <p>707288. Headling Assembly. 1.</p> <p>Add in remarks column:- Sliding roof condition (Special Orders).</p>
105.	Body & Fittings	<p>808209. Millboard das side and map pocket assembly R.H. L.H.S. Matador Red. Amend part number to read:- 808204.</p>
117.	Accessories	<p>Add the following new detail:-</p> <p>569116. Cigarette lighter. 1.</p>
117.	Accessories	<p>122744. Thermostat Unit. (Winter Setting). 1.</p> <p>Amend note in remarks column to read:- "Fitted up to Commission No. HB23300 only". for future use see page 9.</p>
118.	Accessories	<p>512581. Oil Pressure Gauge Kit. lbs/sq/in. 1.</p> <p>Amend part number to read:- 514833.</p> <p>512582. Oil Pressure Gauge Kit. Metric. 1.</p> <p>Amend part number to read:- 514834.</p> <p>138477. Pipe Oil Assembly. 1.</p> <p>Amend part number to read:- 143944.</p> <p>138476. Adaptor. 1.</p> <p>Amend part number to read:- 143943.</p>

Page No.	Section	Nature of Modification
----------	---------	------------------------

118.	Accessories	<p>Add the following new details:-</p> <p>143167. Harness eye bolt, mounting bracket assembly. 2.</p> <p>615970. Washer Assembly. 2.</p> <p>612531. Eye Bolt. 4.</p> <p>WL0210. Washer, lock. 4.</p> <p>550960. Rivet pop. 4.</p> <p>511654. Washer, plain. 4.</p> <p>Add in remarks column:-</p> <p>"Fitted from Commission No.....for Front Seat Harness Safety Belt. (France Only).</p>
122.	Overdrive	<p>513197. Front Casing Assembly. 1.</p> <p>Add in remarks column:-</p> <p>"For use with unit 25/3316".</p>
122.	Overdrive	<p>138926. Operating valve. 1.</p> <p>Add in remarks column:-</p> <p>"For use with unit 25/3330".</p>
122.	Overdrive	<p>513192. Body Assembly, Non-return valve. 1.</p> <p>Add in remarks column:-</p> <p>"Fitted up to Gearbox No. 25/50009 only".</p> <p>Add the following new details:-</p> <p>514836. Front Casing Assembly. 1.</p> <p>Add in remarks column:-</p> <p>"For use with unit 25/3330".</p> <p>513218. Valve, operating. 1.</p> <p>Add in remarks column:-</p> <p>"For use with unit 25/3316".</p> <p>Note:- Front casing 514836 Operating Valve 138926 If fitted together may be used for all replacements.</p> <p>Add the following new details:-</p> <p>513207. Spring. 1.</p> <p>514888. Body. 1.</p> <p>514889. Support, pin. 1.</p> <p>BL0014. Steel, ball. 1.</p> <p>Add in remarks column:-</p> <p>"Fitted from Gearbox No. 25/5010".</p>

Page
No.

Section

Nature of Modification

1. Engine

46549. Plug, core, front face and R. H. side of block. 5.
46172. Plug, core, front face of cylinder block. 1.
56172. Plug, core, rear face and L. H. side of block. 3.
Bracket above items together and amend note
in remarks column:-
"Fitted up to Engine No. only".

Add the following new details:-
144688. Plug, core (Bucket type) front face and R. H. side of block. 5.
144686. Plug, core (Bucket type) rear face and L. H. side of block. 3.
144687. Plug, core (Bucket type) front face of cylinder block. 1.
Add in remarks column:-
"Fitted from Engine No. and future".

1. Engine

132873. Stud, gearbox and rear engine plate.
Add in remarks column:-
"Fitted up to Engine No. HB24430E only".
139836. Stud, gearbox and rear engine plate.
Add in remarks column:-
"Fitted from Engine No. HB24431E and future".

2. Engine

137374. Oil retaining cover. 1.
Add note in remarks column:-
"Fitted up to Engine No. only".
Add the following new details:-
212262. Oil seal housing, rear. 1.
143456. Seal, oil fitted in housing. 1.
Add in remarks column:-
"Fitted from Engine No. and future".

2. Engine

127400. Oil Pump Assembly. 1.
Add in remarks column:-
"Fitted up to Engine No. HB20877E only".
Add the following new detail:-
139289. Oil Pump Assembly. 1.
Add in remarks column:-
"Fitted from Engine No. HB20878E and future".

2. Engine

137374. Oil Retaining Cover Rear.
Amend note in remarks column to read:-
"Fitted up to Engine No. HB32487E only".
212262. Housing Oil Seal.
143456. Seal, oil.
Amend note in remarks column to read:-
"Fitted from Engine No. HB32488E and future".

3. Engine

208833. Rear Engine Plate. 1.
Add in remarks column:-
"Fitted up to Engine No. HB24430E only".
211514. Rear Engine Plate. 1.
Add in remarks column:-
"Fitted from Engine No. HB24431E and future".

3. Engine

HU0806. Screw, set. 7.
Add in remarks column:-
"Fitted up to Engine No. HB24430E only".

Page No.	Section	Nature of Modification	
3.	Engine	HU0807. Screw, set. Add in remarks column:- "Fitted from Engine No. HB24431E and future".	7.
4.	Engine	27378. Plug, core, in rear of head. Add in remarks column:- "Fitted up to Engine No. only".	1.
		Add the following new detail:- 144648. Plug, core, (Bucket type) in rear face of head. Add in remarks column:- "Fitted from Engine No. and future".	1.
5.	Engine	104823. Valve, tappet. Amend part number to read:- 144343. Add in remarks column:- "Fitted up to Commission No. only".	12.
5.	Engine	Add the following new detail:- 143552. Valve, tappet. Add in remarks column:- "Fitted from Commission No. and future".	12.
5.	Engine	138176. Cap, oil filler. Amend note in remarks column to read:- Only required when Closed Circuit Breather is fitted. "Fitted from Engine No. HB27986E all countries except U. S. A. and Canada". "Fitted from Engine No. HB27986E up to Engine No. U. S. A. and Canada only". For future use 144393.	1.
5.	Engine	Add the following new detail:- 144393. Cap, oil filler. Add in remarks column:- "Fitted from Engine No. U. S. A. and Canada only".	1.
5.	Engine	144343. Tappet, push rod. Amend note in remarks column to read:- "Fitted up to Engine No. HB28903 except HB28896 and HB28956 to HB28959 only".	12.
		143552. Tappet. Amend note in remarks column to read:- "Fitted on Engine No. HB28896 and from Engine No. HB28904 and future. With the exception of Engine No. HB28956 to HB28959".	12.
5.	Engine	143393. Cap oil filler. Amend note in remarks column to read:- "Fitted from Engine No. HB31829 U. S. A. and Canada only".	
6.	Engine	Add the following new details:- To follow Part No. 119389. 142575. Shim.) Between crankshaft 145176. Shim.) and chain wheel. Add in remarks column:- "Fitted from Engine No. and future".	A/R. A/R.
6.	Engine	304950. Crankshaft. Amend note in remarks column to read:- "Fitted up to Engine No. HB32487E only".	

Page No.	Section	Nature of Modification
----------	---------	------------------------

6.	Engine	Add the following new detail:- 307718. Crankshaft. Amend note in remarks column to read:- "Fitted from Engine No. HB32488E and future".
----	--------	--

9.	Engine	500921. Circlip between seal and washer. Add in remarks column:- "Fitted up to Engine No. only". Add the following new detail to follow Part No. 500921:- 500047. Circlip water pump spindle. Add in remarks column:- "Fitted from Engine No. and future".
----	--------	--

9.	Engine	Add the following new detail:- 146431. Thermostat Unit. 88° C. opening. Add note in remarks column:- "Winter Setting. (Special Orders)".
----	--------	---

10.	Engine	WL0209. Washer, lock. Amend part number to read:- WP0036. Amend description to read:- Washer, plain. 2nd issue herewith.
-----	--------	---

10.	Engine	305273. Manifold, exhaust to HN2009. Nut. Amend note in remarks column by adding:- "Engine No. HB27986E". 100498. Nut to 101346. Amend note in remarks column by adding:- "Engine No. HB27985E".
-----	--------	---

10A.	Engine	1st issue herewith.
------	--------	---------------------

10A.	Engine	307390. Manifold, inlet. Add note in remarks column:- "Fitted from Engine No. HB27986E and future". All countries except U. S. A. and Canada. "Fitted from Engine No. HB27986E up to Engine No. U. S. A. and Canada only". For future use 212770. Add the following new details:- 212770. Manifold inlet. 143407. Emission control valve. HB0707. Bolt.) Bracket TN3207. Nut, nyloc, thin.) to valve. 138530. Adaptor, emission valve hose. WF0513. Washer, fibre on adaptor. 143313. Bracket, valve, (Manifold attach. stud). 143706. Hose, valve to manifold. 143323. Hose, valve to rocker cover. CS4012. Clip, hose, attachment. Add in remarks column:- "Fitted from Engine No. HB31829 U. S. A. and Canada only".
------	--------	--

10A.	Engine	306483. Manifold exhaust. Amend note in remarks column to read:- "Fitted from Engine No. HB27986E and future".
------	--------	--

Page No.	Section	Nature of Modification
10A.	Engine	<p>140947. Adaptor. 1.</p> <p>140950. Bolt.) Adaptor to 1.</p> <p>144988. Washer.) manifold. 2.</p> <p>Against the above items, add note in remarks column:- "Fitted up to Engine No. HB32362 only".</p> <p>Add the following new details:-</p> <p>145407. Adaptor water heater. 1.</p> <p>145155. Bolt.) Adaptor 1.</p> <p>145156. Washer, large hole.) to 1.</p> <p>144988. Washer, small hole.) Heater. 1.</p> <p>Add in remarks column:- "Fitted from Engine No. HB32363 and future".</p>
13.	Engine	<p>To follow Part No. 511827. Body Assembly, Rear add:- 1.</p> <p>514782. Body Assembly, Rear.</p> <p>To follow Part No. 511828. Spindle Throttle Assembly, Rear, Carburettor, add the following:-</p> <p>514781. Spindle Throttle Assembly, Rear Carburettor. 1.</p> <p>Amend Lever Throttle Stop, Rear Carburettor to read:- Abutment Throttle Stop, Rear Carburettor and add:- Part No. 58330.</p> <p>Add the following new details to follow Part No. 58330:-</p> <p>58331. Screw, stop. 1.</p> <p>58329. Nut, screw, stop. 1.</p> <p>2nd issue herewith.</p> <p>210957. Carburettor Assembly, Front. Amend note in remarks column by adding:- "Engine No. HB27985E".</p>
13.	Engine	<p>211737. Carburettor Assembly, Rear. Amend note in remarks column by adding:- "Engine No. HB27985E".</p>
13.	Engine	<p>513757. Gasket Set, Carburettor. Amend note in remarks column by adding:- "Engine No. HB27985E".</p> <p>512655. Body Assembly, Front. Amend note in remarks column by adding:- "Engine No. HB27985E".</p> <p>514782. Body Assembly Rear. Amend note in remarks column by adding:- "Engine No. HB27985E".</p> <p>59669. Disc throttle. Amend note in remarks column by adding:- "Engine No. HB27985E".</p> <p>514781. Spindle Throttle Assembly, Rear Carburettor. Amend note in remarks column by adding:- "Engine No. HB27985E".</p>
13.	Engine	<p>57409. Screw, throttle disc to spindle. Amend note in remarks column by adding:- "Engine No. HB27985E".</p>

Page No.	Section	Nature of Modification
----------	---------	------------------------

13.	Engine	<p>58330. Abutment. 58331. Screw. 58329. Nut. Amend note in remarks column by adding:- "Engine No. HB27985E".</p> <p>511415. Screw, slow running. Amend note in remarks column by adding:- "Engine No. HB27985E".</p>
13.	Engine	<p>57413. Spring, slow running screw. Amend note in remarks column by adding:- "Engine No. HB27985E".</p>
13.	Engine	<p>140104. Lever, carburettor operating. Amend note in remarks column by adding:- "Engine No. HB27985E".</p>
13.	Engine	<p>502619. Screw, volume control. Amend note in remarks column by adding:- "Engine No. HB27985E".</p> <p>57413/1. Spring, volume control screw. Amend note in remarks column by adding:- "Engine No. HB27985E".</p>
13.	Engine	<p>502619. Screw, volume control. Amend part number to read:- 502169.</p>
14.	Engine	<p>511816. Emulsion Block. 510553. Tube, emulsion. Add in remarks column:- "Fitted up to Engine No. HB67985E only".</p> <p>Add the following new details:- 512657. Emulsion Block. 512086. Tube, emulsion. Add in remarks column:- "Fitted from Engine No. HB6799E and future".</p>
14.	Engine	<p>2nd issue herewith.</p> <p>509947. Float Carburettor to 509956. Valve needle. Amend note in remarks column by adding:- "Engine No. HB27985E".</p>
14.	Engine	<p>512658. Washer, needle valve. Amend note in remarks column by adding:- "Engine No. HB27985E".</p>
14.	Engine	<p>509958. Gasket to 511818. Bleed air econstat. Amend note in remarks column by adding:- "Engine No. HB27985E".</p> <p>512567. Emulsion Block. Amend note in remarks column by adding:- "Engine No. HB27985E".</p> <p>59719/105. Jet, main. Amend note in remarks column by adding:- "Engine No. HB27985E".</p>

Page No. :	Section	Nature of Modification
14.	Engine	57430. Holder, main jet. 57431. Washer, main jet holder. Amend note in remarks column by adding:- "Engine No. HB27985E".
14.	Engine	512086. Tube, emulsion. Amend note in remarks column by adding:- "Engine No. HB27985E".
14.	Engine	57918/160. Jet, air correction. 59720/35. Jet, pilot. 501997. Screw, bleed pilot jet. Amend note in remarks column by adding:- "Engine No. HB27985E".
14.	Engine	509954. Gasket, emulsion block. 59682. Screw, emulsion block to main body. Amend note in remarks column by adding:- "Engine No. HB27985E".
14.	Engine	509956. Membrane Assembly, Pump. Amend part number to read:- 509966.
15.	Engine	2nd issue herewith.
15.	Engine	511819. Starter Assembly, front to 509978 Cover starter rear. Amend note in remarks column by adding:- "Engine No. HB27985E". 57416. Spring, locating ball. Amend note in remarks column by adding:- "Engine No. HB27985E". 57415. Ball, locating starter lever. Amend note in remarks column by adding:- "Engine No. HB27985E". 134882. Link and Lever Assembly. Amend note in remarks column by adding:- "Engine No. HB27985E".
15.	Engine	509946. Connection, flexible assembly, link. attachment to 128262 Sleeve, connecting. Amend note in remarks column by adding:- "Engine No. HB27985E".
16.	Engine	2nd issue herewith. 138892. Clip, securing suction pipe to petrol pipe. Amend note in remarks column by adding:- "Engine No. HB27985E".
16A.	Engine	1st issue herewith. Amend note in remarks column by adding:- "Engine No. HB27985E".
16B.	Engine	1st issue herewith. Amend note in remarks column by adding:- "Engine No. HB27986E".
16C.	Engine	1st issue herewith.

Page No.	Section	Nature of Modification
16C.	Engine	Amend note in remarks column by adding:- "Engine No. HB27986E".
16C.	Engine	137887. Washer, insulating. Amend part number to read:- 137882.
		306769. Petrol Pipe Assembly, Pump to Carb. 1. Amend part number to read:- 307471.
17.	Engine	2nd issue herewith.
		Amend note in remarks column by adding:- "Engine No. HB27986E".
17A.	Engine	1st issue herewith.
		Amend note in remarks column by adding:- "Engine No. HB27986E".
17A.	Engine	Part No. 211453. Air Cleaner Assembly, to Part No. 138099. Hose, inclusive. Amend note in remarks column to read:- "Fitted from Engine No. HB27986E and future". All countries except U. S. A. and Canada. "Fitted from Engine No. HB27986E up to Engine No. U. S. A. and Canada only". For future use 210945.
18.	Engine	128404. Plug, sparking. 6. Alter part number to read:- 143378.
		Note:- 104897. Dynamo pulley with 102987. Ventilator fan may be used for all replacements.
18.	Engine	126322. Pulley, dynamo. 1. Add note in remarks column:- "Fitted up to Commission No. HB27610 only".
		Add the following new details:- 104897. Pulley, dynamo. 1. 102986. Dynamo Ventilator Assembly. 1. Add note in remarks column:- "Fitted from Commission No. HB27611 and future". May be used for all replacements.
19.	Clutch	Add the following new details:- 213148. Clutch Cover Assembly. 1. 144863. Driven Plate. 1. 515174. Plate, pressure. 1. 515173. Spring, thrust, cream and light green. 9. Add note in remarks column:- "Fitted from Engine No. HB30351E and future".
19.	Clutch	To follow Part No. WL0208. Washer, spring. Add the following new detail:- 510250. Repair Kit. (Slave Cylinder). 1.
19.	Clutch	511947. Plate, release lever. 1. Amend part number to read:- 511497.
19.	Clutch	136824. Clutch Cover Assembly. 1. 116535. Driven Plate Assembly. 1. Amend note in remarks column to read:- "Fitted up to Engine No. HB30350E only".

Page No.	Section	Nature of Modification
19.	Clutch	507004. Plate, pressure. 1. 512970. Spring thrust Yellow and Black. 9. Against above items, add in remarks column:- "Fitted up to Engine No. HB30350 only".
21.	Gearbox	HB0811. Bolt, transmission Unit to Engine. plate and block. 9. Add in remarks column:- "Fitted up to Engine No. HB24430E only". HB0812. Bolt, transmission unit to engine plate and block. 9. Add in remarks column:- "Fitted from Engine No. HB24431E and future".
24.	Gear Shift Mechanism	113053. Seal, oil. 1. Add in remarks column:- "Fitted up to Commission No. only".
27.	Front Suspension	Part No. 132667. Retainer, felt seal. 1. Delete the above item from the catalogue.
31.	Rear Axle	Add the following new details:- 142562. Washer, thrust, spherical differential pinion. .037/.039". A/R. 145282. Washer, thrust, spherical differential pinion. .033/.035". A/R.
32.	Rear Axle	128133. Unit Package. 2. Amend part number to read:- 513800.
32.	Rear Axle	Add the following new details:- 144098. Circlip. .055/.056. Red. A/R. 144099. Circlip. .056/.057. Blue. A/R. 144100. Circlip. .057/.058. Green. A/R. 144101. Circlip. .058/.059. No colour. A/R. 144102. Circlip. .059/.060. Yellow. A/R. 144103. Circlip. .060/.061. Orange. A/R. 144104. Circlip. .061/.062. Magenta. A/R. 144105. Circlip. .062/.063. Black. A/R. 144106. Circlip. .063/.064. Pink. A/R. 144107. Circlip. .064/.065. Violet. A/R.
32.	Rear Axle	141135. Seal, dirt. 4. Amend part number to read:- 141185.
32.	Rear Axle	119571. Bearing, nylon inner hub. 4. 119572. Piece, distance. 2. Add note in remarks column:- "Fitted up to Commission No. HB208054 only".
32.	Rear Axle	514370. Rear Bearing and Sealing Kit. 1. May be used for all replacements purposes on vehicles up to Commission No. HB208054 only".
32.	Rear Axle	141218. Bearing, rear hub inner. 4. 141221. Piece, distance. 2. 141443. Shim, rear inner hub. (Outer) 4. 141444. Shim, rear inner hub. (Inner) 4. 141435. Seal, dirt. 4. Add in remarks column:- "Fitted from Commiss on No. HB28055 and future".
33.	Rear Suspension	123100. Rear damper. 2. Add note in remarks column:- "Fitted up to Commission No. HB31387 only".

Page
No.

Section

Nature of Modification

33.	Rear Suspension	Add the following new details:- 123100/4. Rear damper. 2. Add note in remarks column:- "Fitted from Commission No. HB31388 and future".
34.	Propellor Shaft and Road Wheels	303804. Road Wheel. " Amend note in remarks column to read:- "Fitted from Commission No. HB892 up to Commission No. HB24515 only". 5.
		Add the following new detail:- 304259. Road Wheel (Heavy Duty) 5. Add in remarks column:- "Fitted from Commission No. HB891 up to Commission No. HB24515 only".
		307401. Road Wheel. 5. 307406. Road Wheel (Heavy Duty) 5. Add in remarks column:- "Fitted from Commission No. HB24516 and future".
		128133. Unit Package. 2. Amend part number to read:- 513800.
		Add the following new details:- 514930. Spoke, short. 40. 514931. Spoke, long. 20. 502650. Spoke, nipple. 60.
34.	Propellor Shaft and Road Wheels	142701. Nut, adaptor attachment. 16. Amend part number to read:- 144504.
34.	Propellor Shaft and Road Wheels	307134. Wheel Trim. 4. Add in remarks column:- "Fitted up to Commission No. only".
34.	Propellor Shaft and Road Wheels	Add the following new detail:- 307583. Wheel Trim. 4. Add in remarks column:- "Fitted from Commission No. and future".
35.	Steering	110961. Flexible Joint Assembly. 1. 110959. Steering column adaptor. 2. 109438. Bolt. 2. YN2907. Nut, nyloc. 2. Add in remarks column:- "Fitted up to Commission No. HB27699 only".
35.	Steering	Add the following new details:- 142140. Flexible Joint Assembly. 1. 142139. Steering Column Adaptor. 2. HU0810. Bolt. 2. TN3208. Nut, nyloc. 2. Add in remarks column:- "Fitted from Commission No. HB27700 and future".
35.	Steering	Add the following new detail:- To follow Part No. 128002. 145108. Plug, nylon (fitted in rack and pinion body) 1. Add in remarks column:- "Fitted from Commission No. and future".

Page No.	Section	Nature of Modification
36.	Steering	133874. Ring, clamp. Add note in remarks column:- "Fitted up to Commission No. only". 2.
36.	Steering	Add the following new details:- 136885. Clamp Assembly Rack and Pinion. 2. Add note in remarks column:- "Fitted from Commission No. and future".
37.	Acceleration Control	131294. Accelerator control cable inner R. H. S. Delete R. H. S. from description. 131295. Accelerator control cable outer R. H. S. Delete R. H. S. from description. 132752. Accelerator control cable outer L. H. S. Delete complete line. 132751. Accelerator control cable outer L. H. S. Delete complete line. 132044. Nipple. X11. 1. Amend to read:- 134533. Trunnion. X11. 1. TR6452. Setscrew. X12. 1. Amend to read:- HU0504. Setscrew. X12. 1. Below 134533. Trunnion, add the following line:- WP0020. Washer, plain. 1.
38.	Acceleration Control	2nd issue herewith. 139918. Accelerator Pedal and Support Bracket. Assembly, R. H. S. to 139909 Clip. accelerator L. H. S. Amend note in remarks column by adding:- "Commission No. HB20860". 134998. Bracket Assembly, Accelerator Mounting Stop to PC0007. Pin, cotter. Amend note in remarks column by adding:- "Commission No. HB20860". YT3706. Screw to PC0008 Pin. Amend note in remarks column by adding:- "Commission No. HB20860".
39.	Acceleration Control	2nd issue herewith.
39.	Acceleration Control	140106. Link to TN3207. Nut. Amend note in remarks column by adding:- "Commission No. HB20860".
39A.	Acceleration Control	1st issue herewith.
39A.	Acceleration Control	Against all items. Amend note in remarks column to read:- "Fitted from Commission No. HB20861 up to Commission No. only".

Page No.	Section	Nature of Modification
39A.	Acceleration Control	212680. Accelerator Cross Shaft Assembly. R. H. S. Amend to read:- L. H. S.
	"	212679. Accelerator Cross Shaft Assembly. L. H. S. Amend to read:- R. H. S.
40.	Clutch & Brake Pedals	205593. Clutch Pedal Assembly. 1. (Complete with mounting Bracket). 119581. Bracket Assembly Pedal Mounting. 1. 122252. Pedal Clutch Assembly. 1. Bracket above items together and add in remarks column:- "Fitted up to Commission No. HB3140 only". Add the following new details:- 210864. Clutch Pedal Mounting Assembly. R. H. S. 1. 137842. Bracket Assembly Pedal Mounting. 1. 137009. Pedal Clutch Assembly. 1. 210863. Clutch Pedal Mounting Assembly. L. H. S. 1. 137842. Bracket Assembly Pedal Mounting. 1. 122252. Pedal Clutch Assembly. 1. Against each of the following new details add note in remarks column:- "Fitted from Commission No. HB3141 and future".
45.	Brakes	508433. Rear wheel cylinder service kit. 1. Amend part number to read:- 515155.
46.	Radiator	101416. Tap, drain. Alter part number to read:- 132565.
46.	Radiator	305306. Radiator Block Assembly. Amend note in remarks column to read:- "Fitted up to Commission No. HB26149 only". See Page 47 for future. 136042. Header Tank Assembly. Amend note in remarks column to read:- "Fitted up to Commission No. HB26149 only".
47.	Radiator	Add the following new details:- HU0708. Screw, set. 2. 105291. Packing piece. 1. Add in remarks column:- "Fitted from Commission No. up to Commission No. and future".
47.	Radiator	307125. Radiator Block Assembly. Amend note in remarks column to read:- "Fitted from Commission No. HB26150 and future". 209014. Water, Elbow. Amend note in remarks column to read:- "Fitted from Commission No. HB26150 and future".
47.	Radiator	137632. Radiator overflow bottle. Amend note in remarks column to read:- "Fitted from Commission No. HB26150 and future".
47.	Radiator	512958. Screw, set. 2. Amend part number to read:- HU0708. Add note in remarks column:- "Fitted from Commission No. HB26150 and future".

Page No.	Section	Nature of Modification
47.	Radiator	Add the following new detail:- 105291. Packing piece. Add in remarks column:- "Fitted from Commission No. HB26150 and future".
49.	Petrol System	115783. Connector petrol pipe, front. 1. 134057. Pipe Assembly, front connector to pump. 1. Add in remarks column:- "Fitted up to Commission No. only". Add the following new details:- 122796. Connector petrol pipe, front. 1. 144587. Pipe assembly, (Bent). 1. Add in remarks column:- "Fitted from Commission No. and future".
49.	Petrol System	125170. Connector, petrol pipe, centre and rear. 2. Add note in remarks column to read:- "Fitted up to Engine No. HB27985E only".
50.	Service Kits	122745. Spanner open ended. 1. 59426. Spanner open ended. 1. 509361. Spanner open ended. 1. 125505. Feeler Gauge Assembly. 1. Against the above items add note in remarks column:- "Not required for U. S. A. ". Add the following new detail:- 134336. Nave plate removal tool. 1.
52.	Electrical Equipment	134891. Arm Clamp Assembly. 1. Amend part number to read:- 511862.
53.	Electrical Equipment	2nd issue herewith. 211414. Distributor Assembly. Amend note in remarks column by adding:- "Engine No. HB27985E". 212873. Distributor Assembly. Amend note in remarks column by adding:- "Engine No. HB27986E". 513996. Mainshaft and Cam. Assembly. Amend note in remarks column by adding:- "Engine No. HB27986E". 514954. Mainshaft and Cam. Assembly. Amend note in remarks column by adding:- "Engine No. HB27986E". 513997. Spring, set, advance weight. Amend note in remarks column by adding:- "Engine No. HB27986E". 514002. Spring, set advance weight. Amend note in remarks column by adding:- "Engine No. HB27986E".
53.	Electrical Equipment	134891. Arm Clamp Assembly. Amend part number to read:- 511862.

Page No.	Section	Nature of Modification
----------	---------	------------------------

54.	Electrical Equipment	200535. Starter Motor. Add in remarks column:- "Lucas No. 25022 or 25079B".	
54.	Electrical Equipment	501714. Armature Assembly. 500972. Bush, driving end bracket. 501704. Cap, shaft end. 500892. Pinion and Sleeve Assembly. 501709. Nut, locating. Against above items add in remarks column:- "For use with Lucas 25022 only".	1. 1. 1. 1. 1.
54.	Electrical Equipment	Add the following new details:- 514026. Armature. 514025. Bushing and bearing. 514023. Sleeve, screwed. 511290. Cup, shaft. Add in remarks column:- "For use with Lucas No. 25079B only".	1. 1. 1. 1.
54.	Electrical Equipment	509308. Bracket Assembly driving end (less Bush) Add in remarks column:- "For Lucas No. 22716 A to H only". Add the following new details:- 515590. Bracket Assembly Driving End (Less Bush) 515591. Plate retaining drive end bearing. 515592. Circlip. 515593. O Ring (Oil Seal) Add in remarks column against the above items:- "For use with Lucas No. 22716 J".	1. 1. 1. 1. 1.
56.	Electrical Equipment	Add the following new details:- 146712. Horn, super post R. H. 146713. Horn, super post L. H. (Fitted as a pair). Add in remarks column:- "Alternative to 209250 and 209251".	1. 1.
57.	Electrical Equipment	130034. Wiper Arm. R. H. S. 130035. Wiper Arm. L. H. S. 130036. Wiper Blade. Delete the note in remarks column against the above item. 130034. (Tex) Wiper Arm. R. H. S. 130035. (Tex) Wiper Arm. L. H. S. Delete the above items from the catalogue and amend note in remarks column against Wiper Blade part number 130036 (Tex) to read:- Alternative fitment to 130036 Wiper Blade listed above.	2. 2. 2.
59.	Electrical Equipment	305574. Headlamp Assembly, Outer, Sweden. 511612. Light Unit. Against the above items add note in remarks column:- "Fitted up to Commission No. only".	2. 2.
59.	Electrical Equipment	Add the following new detail:- 515739. Headlamp Assembly, Outer, Sweden. 515737. Light Unit. Add in remarks column:- "Fitted from Commission No. to Commission No. only".	2. 2.

Page No.	Section	Nature of Modification	
59.	Electrical Equipment	305575. Headlamp Assembly, Outer, Sweden. 511610. Light Unit. Add in remarks column:- "Fitted from Commission No. and future".	2. 2.
62.	Electrical Equipment	Part No. 121400 to Part No. 508546 inclusive:- Amend note in remarks column to read as follows:- All countries except U. S. A. and Canada. "Fitted up to Commission No. HB25738 and intermittent from HB25739 up to HB26126 only". U. S. A. and Canada. "Fitted up to Commission No. HB26353 only".	
63.	Electrical Equipment	WP0004. Washer, plain. FC2803. Nut, spire. Bracket together and add in remarks column:- "Fitted up to Commission No. HB26289 only".	8. 8.
63.	Electrical Equipment	FC2803/9. Nut, spire. WP0004. Washer, plain. YF7306. Set, screw. Amend note in remarks column to read:- "Only required when stop tail flasher lamps without studs in base are fitted".	8. 8. 8.
		Add the following new details:- WM0055. Washer, plain. WL0205. Washer, lock. HN2005. Nut. Add note in remarks column:- "Only required when stop tail flasher lamps without studs in base are fitted".	8. 8. 8.
64.	Electrical Equipment	606241. Courtesy light switch. Delete line in remarks column.	
64.	Electrical Equipment	616242. Courtesy Light Switch. Delete line completely.	
65.	Electrical Equipment	139529. Stop light switch. Amend part number to read:- 134529.	1.
66.	Electrical Equipment	116012. Battery, dry. (Export) Add in remarks column:- "Fitted up to Commission No. HB27413 only".	1.
66.	Electrical Equipment	Add the following new detail:- 514124. Battery, dry. Add in remarks column:- "Fitted from Commission No. HB27414 and future". (Not Canadian Market)	1.
		Add the following new detail:- 515189. Battery dry. (Exide) Add in remarks column:- Alternative to 514124. Battery dry. (Lucas)	1. 1.
67.	Electrical Equipment	601847. Bracket speedo cable R. H. S. Add in remarks column:- "Vitesse models only". 614690. Clip, cable. Amend quantity to read:- 1 off. Add in remarks column:- Vitesse Models Only.	1. 2.

Page No.	Section	Nature of Modification
----------	---------	------------------------

67.	Electrical Equipment	Add the following new details:- 614690. Clip cable L. H. S. only. 1. 551490. Clip cable R. H. S. only. 1. Add in remarks column:- "Vitesse 2 litre models only".
68.	Electrical Equipment	128027. Washer. 1. Delete the above item.
68.	Electrical Equipment	Add the following new details:- 618290. Washer, plate (Ignition switch) 1. 619931. Washer, spring (Ignition switch) 1.
69.	Electrical Equipment	128089. Washer. 1. Delete the above item.
		402239. Cable, inner. R. H. S. 1. Amend part number to read:- 402449.
		402337. Cable, outer primary R. H. S. 1. Amend part number to read:- 401832.
69.	Electrical Equipment	401816. Cable, outer, secondary R. H. S. 1. Amend part number to read:- 402450.
		402341. Cable, inner. L. H. S. 1. Amend part number to read:- 402453.
69.	Electrical Equipment	402340. Cable, outer primary L. H. S. 1. Amend part number to read:- 401836.
		401816. Cable, outer, secondary L. H. S. 1. Amend part number to read:- 402450.
69.	Electrical Equipment	Part No. 401831. Cable, inner, to part number 401833. Cable outer secondary L. H. S. only inclusive. Amend note in remarks column to read:- "Fitted from Commission No. HB15001 up to Commission No. HB27985 only".
69.	Electrical Equipment	Part No. 402449. Cable inner, to part number 402450. Cable, outer, secondary L. H. S. only inclusive. Amend note in remarks column to read:- "Fitted from Commission No. HB27986 and future".
69.	Electrical Equipment	402449. Cable Inner.) 1. 401832. Cable Outer Primary.) R. H. S. only. 1. 402450. Cable Outer Secondary.) 1. 402453. Cable Inner.) 1. 401836. Cable Outer Primary.) L. H. S. only. 1. 402450. Cable Outer Secondary.) 1. Amend note in remarks column to read:- "Fitted from Commission No. HB27986E up to Commission No. only".
69.	Electrical Equipment	117400. Sleeve, connecting. 1. FX3203. Clip locking. 2. 704873. Knob. 1. Bracket above items together and add in remarks column:- "Fitted up to Commission No. only".

Page No. :	Section	Nature of Modification
69.	Electrical Equipment	610573. Clip securing knob. 1. 616050. Washer P. V. C. 1. Amend note in remarks column to read:- "Fitted from Commission No. HB15001 up to Commission No. only".
69.	Electrical Equipment	61917. Grommet choke cable. 2. Add in remarks column:- "Fitted up to Commission No. only". Add the following new details:- 146821. Cable inner.) 1. 146822. Cable outer primary.) L. H. S. 1. 146819. Cable outer secondary.) 1. 146817. -Cable inner.) 1. 146818. Cable outer primary.) R. H. S. only. 1. 146819. Cable outer secondary.) 1. 117400. Sleeve connecting. 1. FX3203/9. Clip locking. 2. 704783. Knob chrome. 1. 146987. Chrome bezel. 1. WN0711. Internal S/P washer. 1. 515789. Nut, lock. 1. 61917. Grommet choke cable. 2. Add in remarks column:- "Fitted from Commission No. and future".
70.	Body & Fittings	568042. Amend description to read:- Body complete, painted and trimmed Saloon complete with front seat. 568044. Amend description to read:- Body complete, painted and trimmed Convertible complete with front seat. 1.
70.	Body & Fittings	Add the following new details:- 570486. Body complete, painted and trimmed less seats (Saloon). 1. 570487. Body complete, painted and trimmed less seats (Convertible). 1.
71.	Body & Fittings	Add the following new detail:- 903600. Roof Panel Assembly. (Sliding Roof) 1. Add in remarks column:- (Special Orders).
73.	Body & Fittings	607670. Support angle rear door seal. 2. 708548. Support angle rear door seal. L. H. 1. 708549. Support angle rear door seal. R. H. 1. Delete body notes in remarks column and add alternatives.
73.	Body & Fittings	903187. Floor Assembly Rear Saloon. 1. Amend part number to read:- 903184.
73.	Body & Fittings	705788. Panel wheelarch inner. R. H. 1. 705787. Panel wheelarch inner. L. H. 1. Bracket the above items together and add in remarks column:- "Saloon only". 608351. Support angle squab side. R. H. 1. 608350. Support angle squab side. L. H. 1. Bracket the above items together and add in remarks column:- "Saloon only".

Page
No.

Section

Nature of Modification

73.	Body & Fittings	612073. Plate tapped safety harness fixing. 2. Add in remarks column:- "Fitted up to Commission No. only". Add the following new details:- 610668. Angle support squab side. L. H. 1. 610669. Angle support squab side. R. H. 1. 802839. Panel wheelarch inner. L. H. 1. 802840. Panel wheelarch inner. R. H. 1. Add in remarks column:- Convertible Only. 621112. Plate Assembly, safety harness wheelarch. 1. 615980. Plate tapped safety harness fixing. 1. Add in remarks column:- "Fitted from Commission No. and future".
74.	Body & Fittings	YH8506. Screw, S/T. Gearbox cover to dash side. 10. front lower and front floor. Add in remarks column:- "Fitted up to Commission No. only". Add the following new detail:- YH6507. Screw, S/T. 12. Add in remarks column:- "Fitted from Commission No. and future".
75.	Body & Fittings	601553. Angle battery, retaining. 1. 607847. Rod, battery fixing. 2. Bracket above together and add in remarks column:- "Fitted up to Commission No. HB27413 only". (Not Canadian Markets).
75.	Body & Fittings	Add the following new details:- 142087. Angle, battery, retaining. 1. 618434. Rod, battery fixing. 2. Bracket together and add in remarks column:- "Fitted from Commission No. HB27414 and future".
75.	Body & Fittings	602053. Rubber battery. 1. Add in remarks column:- "Fitted up to Commission No. only". Add the following new detail:- 613155. Rubber pad, battery. 1. Add in remarks column:- "Fitted from Commission No. and future". May be used for all replacements.
78.	Body & Fittings	705803. Finisher seal, roof to deck. 2. 613957. Finisher seal, roof to deck. 1. Delete body notes in remarks column and add:- Alternative fitment.
78.	Body & Fittings	902289. Roof Panel Assembly. Amend part number to read:- 903083.
79.	Body & Fittings	WF0504. Washer, fibre. 2. Amend part number to read:- 618955.
80.	Body & Fittings	WM0067. Washer, medium. 2. Amend quantity to read:- 4 off.
80.	Body & Fittings	HU0706. Screw, set. 2. Alter part number to read:- HU0708.

Page No.	Section	Nature of Modification	
80.	Body & Fittings	HU0706. Setscrew. Anchor brackets to wheelarch amend part number to read:- HU0705.	8.
		HU0706. Setscrew. Anchor brackets front to wheelarch amend part number to read:- HU0705.	2.
82.	Body & Fittings	806607. Valance Panel Assembly. L. H. Amend note in remarks column to read:- "Fitted up to Commission No. HB26149 only".	1.
82.	Body & Fittings	808954. Valance Panel Assembly. R. H. Amend note in remarks column to read:- "Fitted from Commission No. HB26150 and future".	1.
86.	Body & Fittings	YF7503. Screw, S/T. remote control to door. Alter part number to read:- YZ3504.	6.
86.	Body & Fittings	567024. E clip, securing push button in handle. Add note in remarks column:- Alternative fitment to WM0705.	2.
86.	Body & Fittings	Add the following new detail:- WN0705. Washer, shakeproof. Add note in remarks column:- "Alternative fitment to 567024.	2.
86.	Body & Fittings	YL5506. Screw, fitted in remote control. (Drivers side)	1.
		YA0403. Screw, fitted in remote control. (Drivers side) Delete the above lines and note in remarks column from the catalogue.	1.
		Add the following new detail:- PC0062. Pin, split in remote control.	1.
88.	Body & Fittings	FJ2444/9. Nut, fix. Add in remarks column:- "Fitted up to Body No. only".	4.
		903899. Panel Veneered Assembly Facia. L. H. S.	1.
		903990. Panel Veneered Assembly Facia. R. H. S.	1.
		56994. Panel Veneered Assembly Facia. L. H. S. (U. S. A. and Canada).	1.
		Amend note in remarks column to read:- "Fitted from Body No. HB15001 up to Body No. only".	
		705451. Lid cubby box. R. H. S.	1.
		705450. Lid cubby box. L. H. S. Add note in remarks column:- "Fitted up to Body No. only".	1.
		Part No. 611565 to Part No. TW0604. inclusive. Bracket together and add in remarks column:- "Fitted up to Commission No. only".	
88.	Body & Fittings	Add the following new details:- 905201. Panel Veneered Assembly Facia. L. H. S. 905202. Panel Veneered Assembly Facia. R. H. S. 573447. Panel Veneered Assembly Facia. L. H. S. (U. S. A. and Canada). Add note in remarks column to read:- "Fitted from Body No. and future".	1. 1. 1.

Page No.	Section	Nature of Modification
88.	Body & Fittings	<p>710446. Veneered lid cubby box. L. H. S. 1.</p> <p>710447. Veneered lid cubby box. R. H. S. 1.</p> <p>619419. Hinge Assembly cubby box lid. 1.</p> <p>TW0403. Woodscrew, countersunk head. 8.</p> <p>Add note in remarks column:- "Fitted from Body No. and future". "</p>
90.	Body & Fittings	<p>Add the following new detail:- 906706. Windscreen glass laminated high impact interlayer. 1.</p> <p>Add in remarks column:- "For U. S. A. only".</p>
93.	Body & Fittings	<p>122751. Adaptor, cylinder head. 1.</p> <p>Add in remarks column:- "Fitted up to Body No. and future".</p>
93.	Body & Fittings	<p>Add the following new details to follow part number 806359. 515803. Motor Unit, complete with runner. 1.</p>
94.	Body & Fittings	<p>101343. Adaptor, water pump body. 1.</p> <p>Add in remarks column:- "Fitted up to Body No. HB27985 only".</p>
94.	Body & Fittings	<p>305588. Pipe water return assembly heater. 1.</p> <p>Add in remarks column:- "Fitted up to Body No. HB27985 only".</p> <p>Add the following new details:- 101302. Tubing nut. 1.</p> <p>TL0011. Tubing sleeve. 1.</p> <p>Add in remarks column:- "Fitted up to Body No. HB27985 only".</p>
96.	Body & Fittings	<p>Add the following new detail:- 571380. Backlight glass (Heated) 1.</p> <p>Add in remarks column:- "Special Orders Only".</p>
96.	Body & Fittings	<p>611439. Finisher weatherstrip quarterlight (Aluminium) 2.</p> <p>614406. Finisher weatherstrip quarterlight (Plastic) 2.</p> <p>Delete body notes from remarks column and add:- Alternative fitment.</p>
97.	Body & Fittings	<p>703877. Bracket stay mounting. 1.</p> <p>Add in remarks column:- "When stocks are exhausted use 618192".</p>
97.	Body & Fittings	<p>Add the following new details:- 618192. Bracket Assembly Stay Mounting. 1.</p> <p>Add in remarks column:- "Fitted from Body No. HB26700 and future". May be used for all replacements.</p> <p>608237. Pin, pivot. 1.</p> <p>Add in remarks column:- "For use with 703877 Bracket Assembly only".</p>
97.	Body & Fittings	<p>Add the following new detail:- 618193. Pin, Pivot. 1.</p> <p>Add in remarks column:- "For use with 618192 Bracket Assembly Only".</p>

Page No.	Section	Nature of Modification
----------	---------	------------------------

101.	Body & Fittings	Add the following new details:- 562132. Tonneau Cover Kit. R. H. S. (Sebring White) 1. 562131. Tonneau Cover Kit. L. H. S. (Sebring White) 1. 562920. Tonneau Cover Kit. R. H. S. Black. 1. 562919. Tonneau Cover Kit. L. H. S. Black. 1. 610125. Bracket Assembly. (Outer). 6. 610124. Tonneau Cover to Facia. (Inner). 1. 704961. Cover Assembly, Seating Compartment 1. (R. H. S. Sebring White). 704951. Cover Assembly, Seating Compartment 1. (L. H. S. Sebring White). 704960. Cover Assembly, Seating Compartment 1. (R. H. S. Black). 704951. Cover Assembly, Seating Compartment 1. (L. H. S. Black). 561335. Fastener zip. 1. 562133. Fastener.) Button 24. 562134. Durable dot.) Socket. 24.
102.	Body & Fittings	Add the following new detail:- 572566. Clip, tubular. 2.
104.	Body & Fittings	703988. Listing rail. No. 1. 1. 703989. Listing rail. No. 2. 1. 703990. Listing rail. No. 3. 1. Bracket above items together and add in remarks column:- "Not required when sliding roof is fitted".
104.	Body & Fittings	Add the following new detail:- 707288. Headlining Assembly. 1. Add in remarks column:- Sliding roof condition (Special Orders).
104.	Body & Fittings	805080. Carpet gearbox cover R. H. S. 1. Delete this item from the catalogue. 805079. Carpet gearbox cover. 1. Delete L. H. S. and add plate reference BA. 4.
105.	Body & Fittings	808209. Millboard dash side and map pocket assembly R. H. L. H. S. Matador Red. Amend part number to read:- 808204.
106.	Body & Fittings	704040. Rear. (Matador (R. H. 1. 704039. (Red. (L. H. 1. 704050. Quarter. (Black. (R. H. 1. 704049. (L. H. 1. 704052. Pocket. (Midnight (R. H. 1. 704051. (Blue. (L. H. " 1. 704054. Assembly. (Cactus. (R. H. 1. 704053. (L. H. 1. Bracket the above items together and add in remarks column:- "Fitted up to Commission No. only".

Page
No.

Section

Nature of Modification

106.	Body & Fittings	<p>Add the following new details:-</p> <p>711682. (Matador (L. H. 1.</p> <p>711692. Rear. (Red. (R. H. 1.</p> <p>711681. Quarter. (Black. (L. H. 1.</p> <p>711691. (R. H. 1.</p> <p>711686. Pocket. (Midnight (L. H. 1.</p> <p>711696. (Blue. (R. H. 1.</p> <p>711685. Assembly. (Cactus. (L. H. 1.</p> <p>711695. (R. H. 1.</p> <p>Add in remarks column:-</p> <p>"Fitted from Commission No. and future".</p>
107.	Body & Fittings	<p>565293. Capping quarter R. H. 1.</p> <p>565292. Capping quarter L. H. 1.</p> <p>Add in remarks column:-</p> <p>"Fitted up to Commission No. only".</p> <p>Add the following new details:-</p> <p>811593. Capping quarter R. H. 1.</p> <p>811592. Capping quarter L. H. 1.</p> <p>Add in remarks column:-</p> <p>"Fitted from Commission No. and future".</p>
111.	Body & Fittings	<p>HU0808P. Bolt. 4.</p> <p>HU0812P. Bolt. 4.</p> <p>Seat slides to floor convertible only.</p> <p>Amend part number to read:-</p> <p>HU0808D. Bolt. 4.</p> <p>HU0812D. Bolt. 4.</p>
116.	Miscellaneous Body & Fittings	<p>Add the following new details:-</p> <p>511102. Screw set. (Safety harness) 4.</p> <p>510065. Washer, plain. (to) 4.</p> <p>503438. Washer, lock. (waist cappings.)</p> <p>510254. Screw, set. (Safety harness) 2.</p> <p>503438. Washer, lock. (to) 2.</p> <p>510065. Washer, plain. (rear floor.) 2.</p> <p>612531. Eye bolt. () 4.</p> <p>615970. Washer, plate and nut. (U. S. A.) 4.</p> <p>550960. Rivet. () 8.</p> <p>WL0210. Washer, lock. () 4.</p> <p>511654. Washer, plain. () 4.</p> <p>Add in remarks column:-</p> <p>"Fitted up to Commission No. only".</p>
116.	Miscellaneous Body & Fittings	<p>Add the following new details:-</p> <p>621308. Eye Bolt.) Rear floor and 4.</p> <p>WQ0310. Washer, lock.) floor tunnel. 4.</p> <p>616009. Pivot, bolt. 2.</p> <p>621372. Spacer Pivot Bolt. 2.</p> <p>621374. Washer waved. 2.</p> <p>Add in remarks column:-</p> <p>"Fitted from Commission No. and future".</p>
117.	Accessories	<p>Add the following new details:-</p> <p>569116. Cigarette Lighter. 1.</p>
117.	Accessories	<p>122744. Thermostat Unit. (Winter Setting) 1.</p> <p>Amend note in remarks column to read:-</p> <p>"Fitted up to Commission No. HB23300 only".</p> <p>For future use see Page 9.</p>

Page No.	Section	Nature of Modification	
117.	Accessories	Add the following new detail:- 515448. Filter link, fuel pipe.	1.
118.	Accessories	512581. Oil pressure gauge kit. lbs/sq/in. Amend part number to read:- 514833.	1.
		512582. Oil pressure gauge kit. Metric. Amend part number to read:- 514834.	1.
		138477. Pipe Oil Assembly. Amend part number to read:- 134944.	1.
		138476. Adaptor. Amend part number to read:- 143943.	1.
118.	Accessories	Add the following new details:- 143167. Harness eye bolt, mounting bracket assembly. 615970. Washer Assembly. 612531. Eye Bolt. WL0210. Washer, lock. 550960. Rivet, pop. 511654. Washer, plain. Add in remarks column:- "Fitted from Commission No. for front seat Harness safety belt. (France Only).	2. 2. 4. 4. 4. 4.
118.	Accessories	143167. Eye Bolt, mounting bracket assembly. 615970. Washer Assembly. 612531. Eye Bolt. WL0210. Lock Washer. 550960. Pop rivet. 511654. Washer, plain. Amend note in remarks column to read:- "Fitted up to Commission No. only". (For France Only) See Page 116 for future.	2. 2. 4. 4. 4. 4.
119.	Accessories	Add the following new detail:- 510250. Repair Kit. (Slave Cylinder)	1.
122.	Overdrive	513197. Front Casing Assembly. Add in remarks column:- "For use with unit 25/3316".	1.
122.	Overdrive	138926. Operating valve. Add in remarks column:- "For use with unit 25/3330".	1.
122.	Overdrive	513192. Body Assembly, Non-Return valve. Add in remarks column:- "Fitted up to Gearbox No. 25/5009 only".	1.
122.	Overdrive	Add the following new details:- 514836. Front Casing Assembly. Add in remarks column:- "For use with unit 25/3330".	1.
122.	Overdrive	513218. Valve, opening. Add in remarks column:- "For use with unit 25/3316".	1.
Note:- Front casing 514836. Operating Valve 138926 If fitted together may be used for all replacements.			

MODEL. TRIUMPH VITESSE.
CAT. NO. 511408. (2nd Edition).

Accumulative Amendment No. 8

Page
No.

Section

Nature of Modification

122. Overdrive

Add the following new details:-

513207. Spring.	1.
514888. Body.	1.
514889. Support, pin.	1.
BL0014. Steel, ball.	1.

Add in remarks column:-

"Fitted from Gearbox No. 25/5010".